

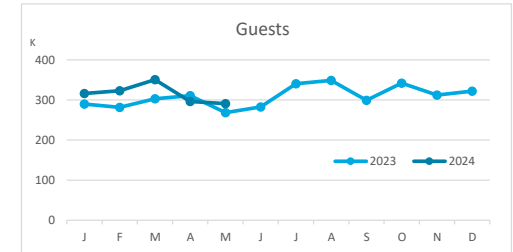
Main tourist accommodation indicators

GRAN CANARIA (January - May 2024)



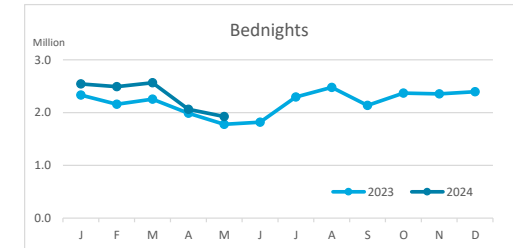
GUESTS BY ACCOMMODATION TYPE (*)

	Breakdown by accommodation type											
	TOTAL				Hotels				Apartments			
	Abroad	Mainland	Canary Islands	Total	Abroad	Mainland	Canary Islands	Total	Abroad	Mainland	Canary Islands	Total
Jan - May 23	1,161,324	127,865	164,279	1,453,468	891,947	113,912	112,370	1,118,229	269,377	13,953	51,909	335,239
Jan - May 24	1,294,929	131,973	149,487	1,576,389	978,544	115,982	105,151	1,199,677	316,385	15,991	44,336	376,712
Change	133,605	4,108	-14,792	122,921	86,597	2,070	-7,219	81,448	47,008	2,038	-7,573	41,473
Change, %	11.5%	3.2%	-9.0%	8.5%	9.7%	1.8%	-6.4%	7.3%	17.5%	14.6%	-14.6%	12.4%



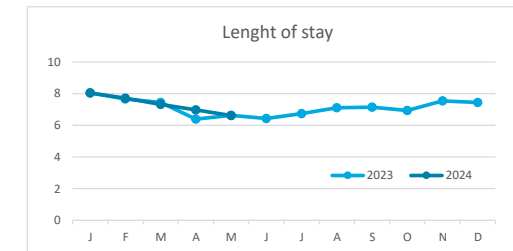
BEDNIGHTS

	Breakdown by accommodation type											
	TOTAL				Hotels				Apartments			
	Abroad	Mainland	Canary Islands	Total	Abroad	Mainland	Canary Islands	Total	Abroad	Mainland	Canary Islands	Total
Jan - May 23	9,495,746	489,323	522,339	10,507,408	6,697,901	428,254	316,197	7,442,352	2,797,845	61,069	206,142	3,065,056
Jan - May 24	10,542,858	540,162	503,063	11,586,083	7,412,204	459,478	320,039	8,191,721	3,130,654	80,684	183,024	3,394,362
Change	1,047,112	50,839	-19,276	1,078,675	714,303	31,224	3,842	749,369	332,809	19,615	-23,118	329,306
Change, %	11.0%	10.4%	-3.7%	10.3%	10.7%	7.3%	1.2%	10.1%	11.9%	32.1%	-11.2%	10.7%

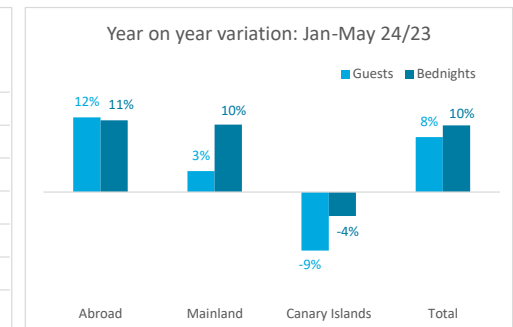
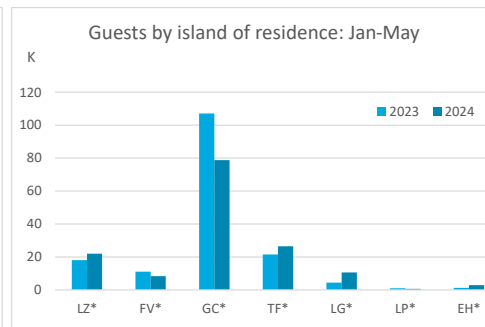
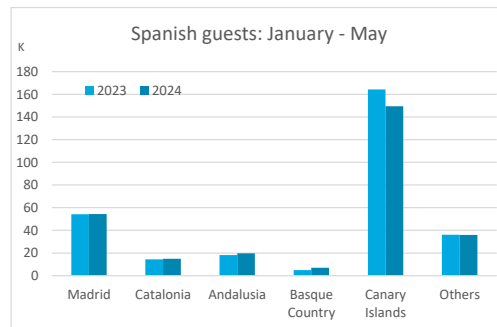
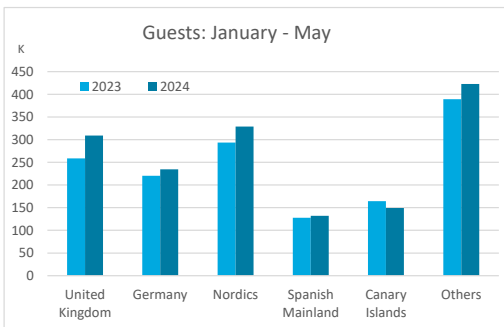


LENGHT OF STAY

	Breakdown by accommodation type											
	TOTAL				Hotels				Apartments			
	Abroad	Mainland	Canary Islands	Total	Abroad	Mainland	Canary Islands	Total	Abroad	Mainland	Canary Islands	Total
Jan - May 23	8.2	3.8	3.2	7.2	7.5	3.8	2.8	6.7	10.4	4.4	4.0	9.1
Jan - May 24	8.1	4.1	3.4	7.3	7.6	4.0	3.0	6.8	9.9	5.0	4.1	9.0
Change	0.0	0.3	0.2	0.1	0.1	0.2	0.2	0.2	-0.5	0.7	0.2	-0.1




GUESTS AND BEDNIGHTS BY PLACE OF RESIDENCE



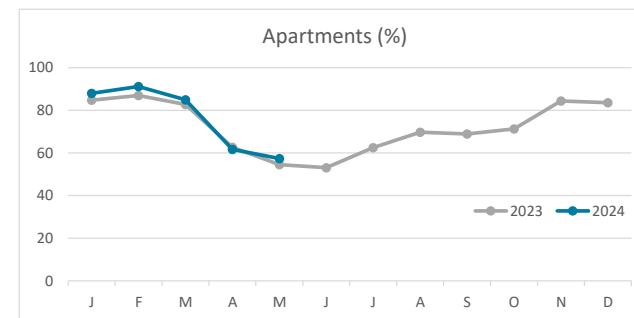
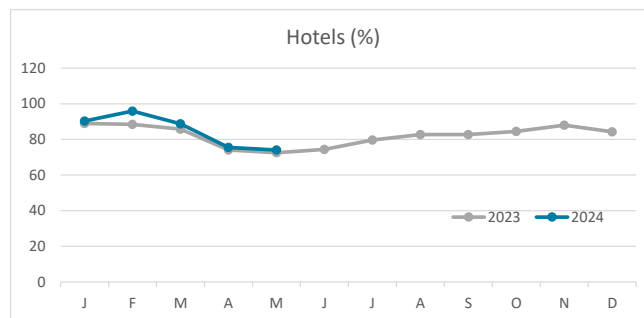
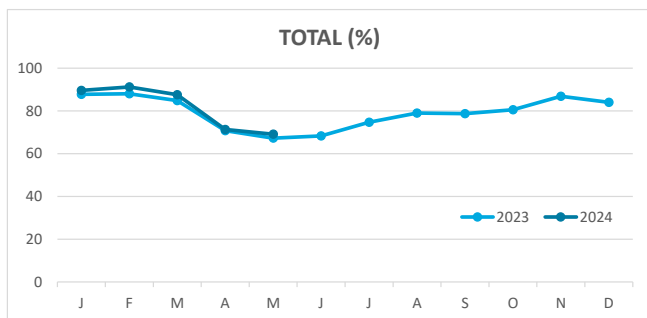
Note: LZ* (Lanzarote), FV* (Fuerteventura), GC* (Gran Canaria), TF* (Tenerife), LG* (La Gomera), LP* (La Palma) and EH* (El Hierro).

Main tourist accommodation indicators

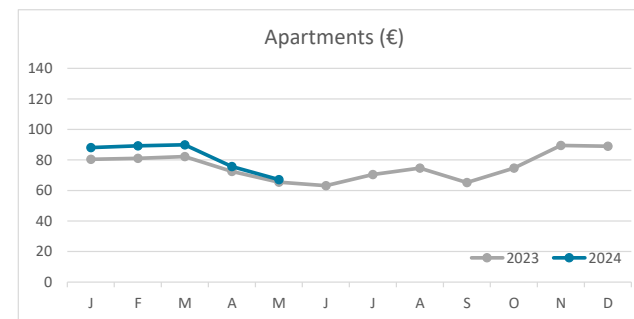
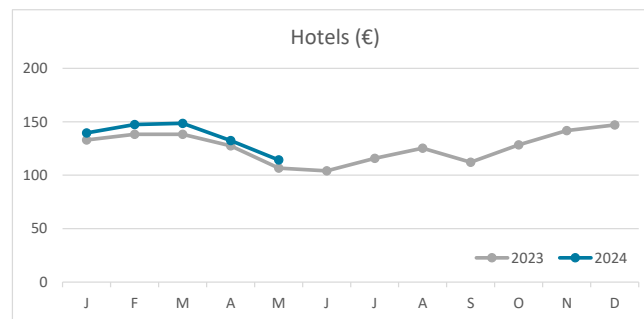
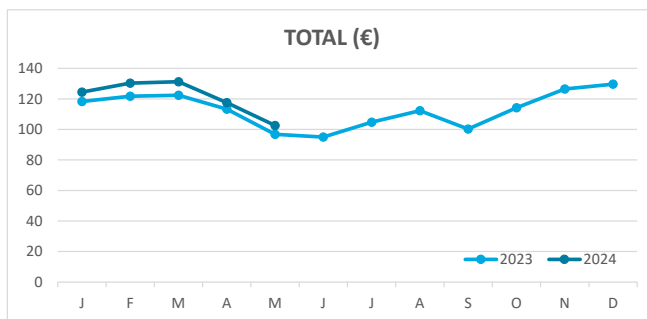
GRAN CANARIA (January - May 2024)



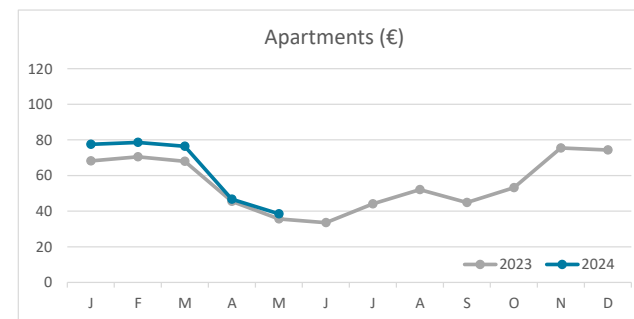
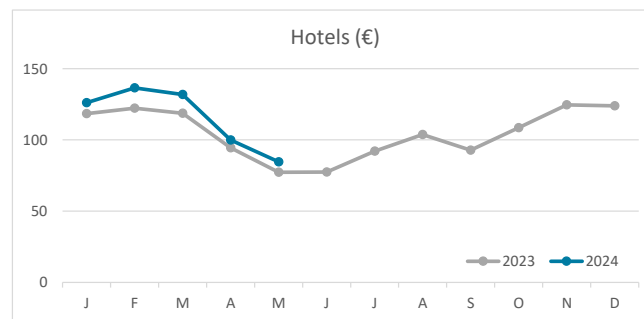
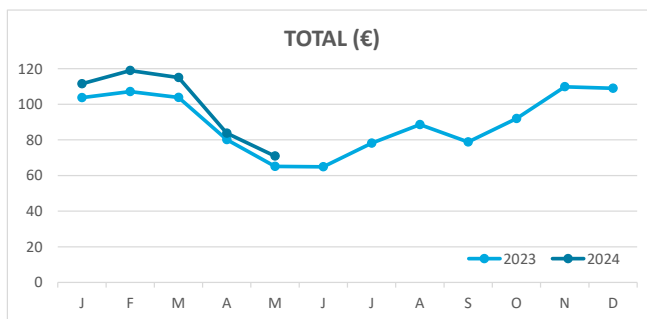
OCCUPANCY RATE PER ROOM / APARTMENT



ADR (Average Daily Rate)



REVPAR (Revenue Per Available Room)



Note: "Guests indicator" refers to number of guests checking in as new arrivals.
 Source: Encuestas de Alojamiento Turístico (ISTAC)