

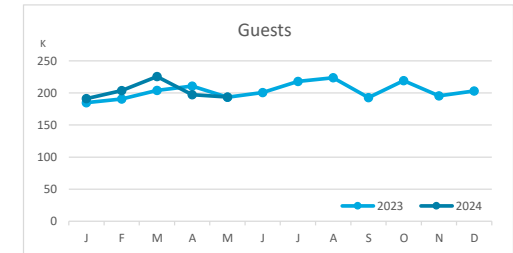
# Main tourist accommodation indicators

## LANZAROTE (January - May 2024)



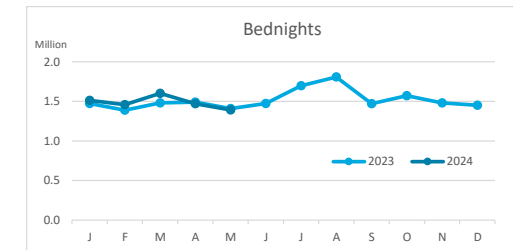
### GUESTS BY ACCOMMODATION TYPE (\*)

	Breakdown by accommodation type											
	TOTAL				Hotels				Apartments			
	Abroad	Mainland	Canary Islands	Total	Abroad	Mainland	Canary Islands	Total	Abroad	Mainland	Canary Islands	Total
Jan - May 23	858,726	87,474	37,002	<b>983,202</b>	608,436	72,409	21,568	<b>702,413</b>	250,290	15,065	15,434	<b>280,789</b>
Jan - May 24	900,864	76,268	33,815	<b>1,010,947</b>	639,336	64,776	24,168	<b>728,280</b>	261,528	11,492	9,647	<b>282,667</b>
Change	42,138	-11,206	-3,187	<b>27,745</b>	30,900	-7,633	2,600	<b>25,867</b>	11,238	-3,573	-5,787	<b>1,878</b>
Change, %	4.9%	-12.8%	-8.6%	<b>2.8%</b>	5.1%	-10.5%	12.1%	<b>3.7%</b>	4.5%	-23.7%	-37.5%	<b>0.7%</b>



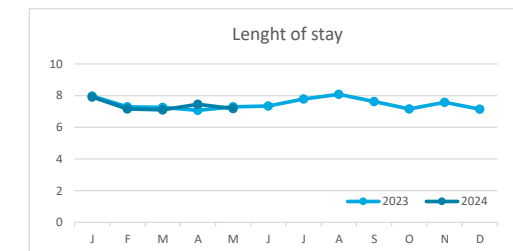
### BEDNIGHTS

	Breakdown by accommodation type											
	TOTAL				Hotels				Apartments			
	Abroad	Mainland	Canary Islands	Total	Abroad	Mainland	Canary Islands	Total	Abroad	Mainland	Canary Islands	Total
Jan - May 23	6,661,985	442,882	136,296	<b>7,241,163</b>	4,465,587	329,506	65,297	<b>4,860,390</b>	2,196,398	113,376	70,999	<b>2,380,773</b>
Jan - May 24	6,920,625	392,994	120,255	<b>7,433,874</b>	4,720,686	308,902	76,271	<b>5,105,859</b>	2,199,939	84,092	43,984	<b>2,328,015</b>
Change	258,640	-49,888	-16,041	<b>192,711</b>	255,099	-20,604	10,974	<b>245,469</b>	3,541	-29,284	-27,015	<b>-52,758</b>
Change, %	3.9%	-11.3%	-11.8%	<b>2.7%</b>	5.7%	-6.3%	16.8%	<b>5.1%</b>	0.2%	-25.8%	-38.0%	<b>-2.2%</b>

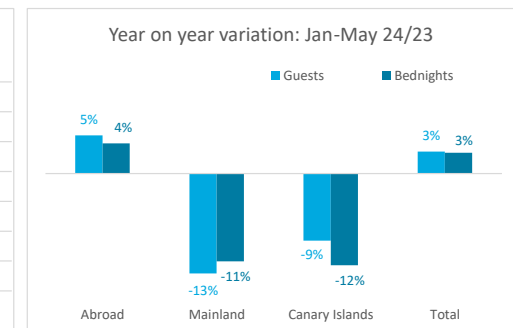
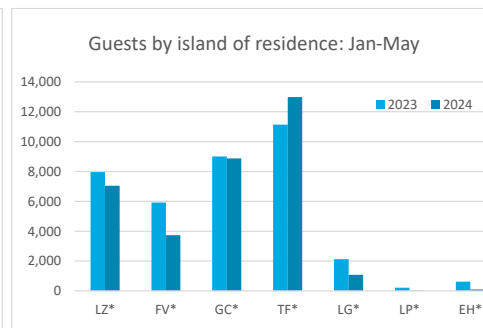
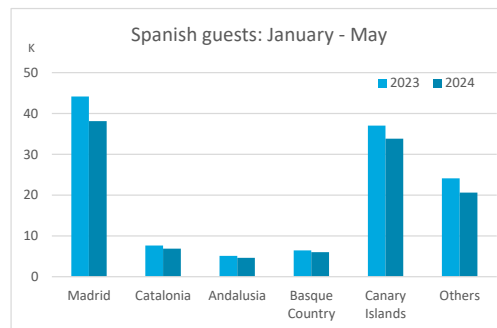
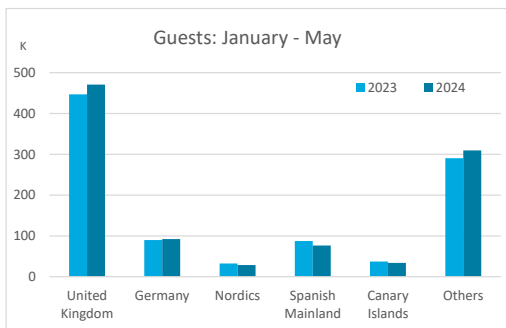


### LENGHT OF STAY

	Breakdown by accommodation type											
	TOTAL				Hotels				Apartments			
	Abroad	Mainland	Canary Islands	Total	Abroad	Mainland	Canary Islands	Total	Abroad	Mainland	Canary Islands	Total
Jan - May 23	7.8	5.1	3.7	<b>7.4</b>	7.3	4.6	3.0	<b>6.9</b>	8.8	7.5	4.6	<b>8.5</b>
Jan - May 24	7.7	5.2	3.6	<b>7.4</b>	7.4	4.8	3.2	<b>7.0</b>	8.4	7.3	4.6	<b>8.2</b>
Change	-0.1	0.1	-0.1	<b>0.0</b>	0.0	0.2	0.1	<b>0.1</b>	-0.4	-0.2	0.0	<b>-0.2</b>



### GUESTS AND BEDNIGHTS BY PLACE OF RESIDENCE



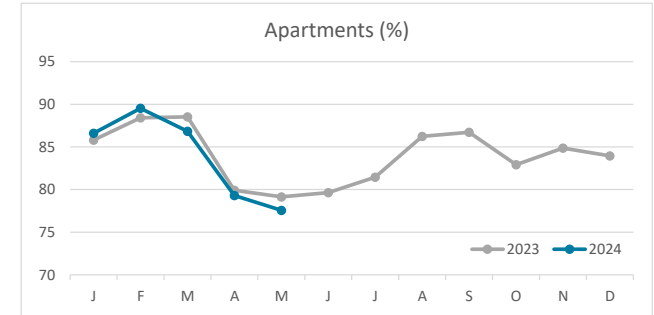
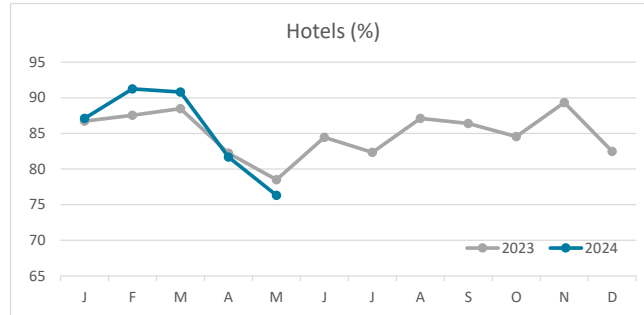
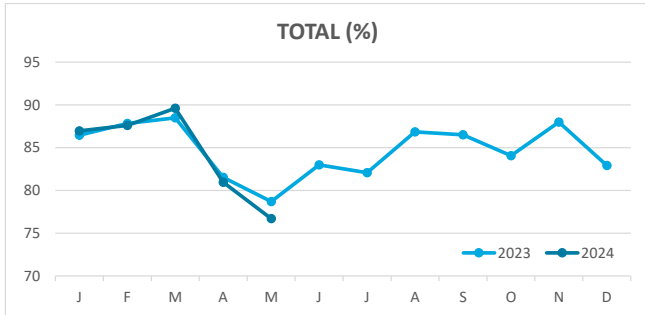
Note: LZ\* (Lanzarote), FV\* (Fuerteventura), GC\* (Gran Canaria), TF\* (Tenerife), LG\* (La Gomera), LP\* (La Palma) and EH\* (El Hierro).

# Main tourist accommodation indicators

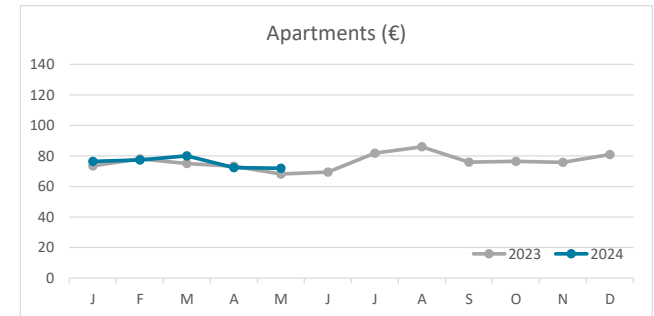
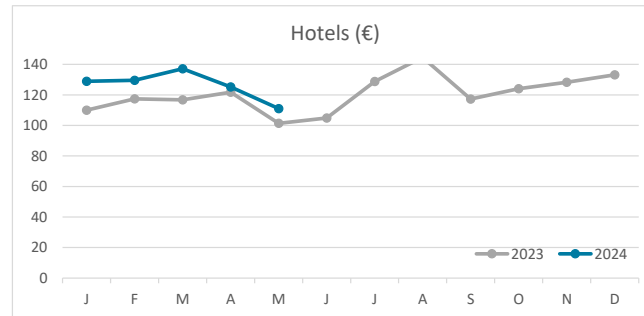
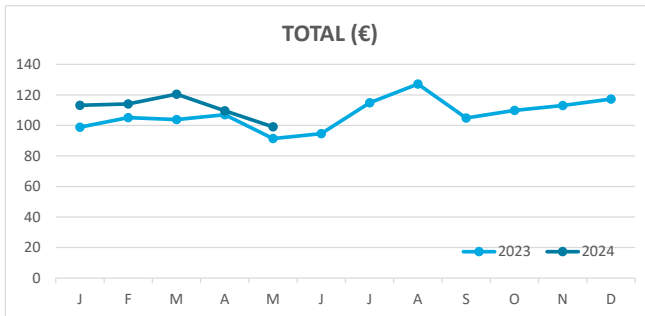
## LANZAROTE (January - May 2024)



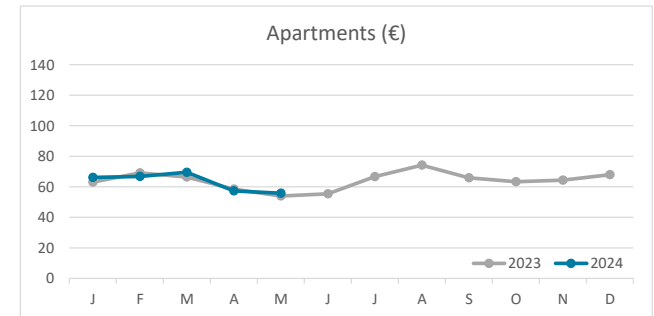
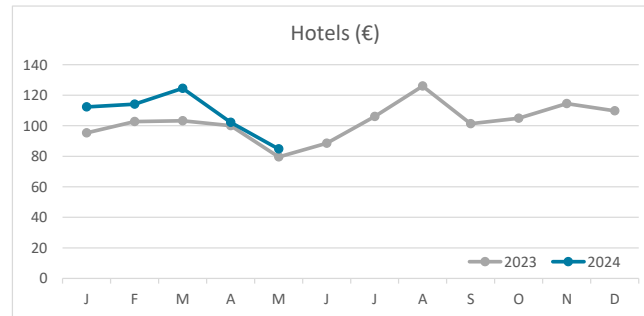
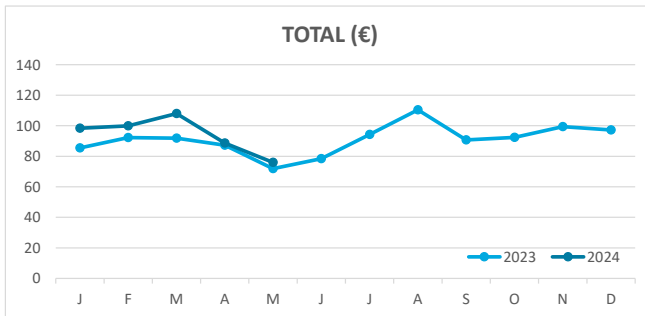
### OCCUPANCY RATE PER ROOM / APARTMENT



### ADR (Average Daily Rate)



### REVPAR (Revenue Per Available Room)



Note: "Guests indicator" refers to number of guests checking in as new arrivals.  
Source: Encuestas de Alojamiento Turístico (ISTAC)