

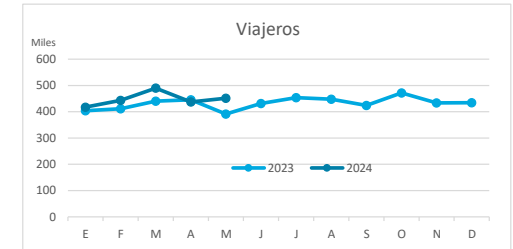
# Principales indicadores de alojamiento turístico

## TENERIFE (hasta mayo de 2024)



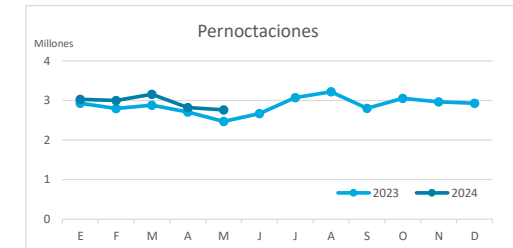
### VIAJEROS EN ALOJAMIENTO TURÍSTICO

	Detalle según tipo de alojamiento											
	TOTAL				Hotelero				Extrahotelero			
	Extranjeros	Peninsulares	Canarios	Total	Extranjeros	Peninsulares	Canarios	Total	Extranjeros	Peninsulares	Canarios	Total
ene-may23	1.723.216	222.242	146.637	<b>2.092.095</b>	1.336.036	199.652	118.736	<b>1.654.424</b>	387.180	22.590	27.901	<b>437.671</b>
ene-may24	1.870.860	227.572	140.766	<b>2.239.198</b>	1.437.387	199.852	115.126	<b>1.752.365</b>	433.473	27.720	25.640	<b>486.833</b>
Dif	147.644	5.330	-5.871	<b>147.103</b>	101.351	200	-3.610	<b>97.941</b>	46.293	5.130	-2.261	<b>49.162</b>
Dif, %	8,6%	2,4%	-4,0%	<b>7,0%</b>	7,6%	0,1%	-3,0%	<b>5,9%</b>	12,0%	22,7%	-8,1%	<b>11,2%</b>



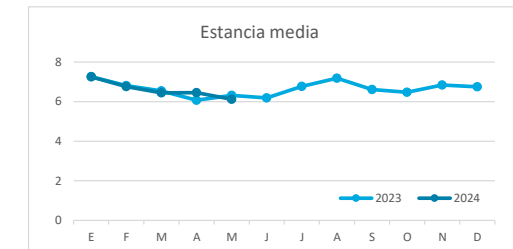
### PERNOCTACIONES

	Detalle según tipo de alojamiento											
	TOTAL				Hotelero				Extrahotelero			
	Extranjeros	Peninsulares	Canarios	Total	Extranjeros	Peninsulares	Canarios	Total	Extranjeros	Peninsulares	Canarios	Total
ene-may23	12.321.990	1.027.683	439.574	<b>13.789.247</b>	9.239.946	920.295	343.783	<b>10.504.024</b>	3.082.044	107.388	95.791	<b>3.285.223</b>
ene-may24	13.319.381	999.366	448.752	<b>14.767.499</b>	9.887.702	874.091	333.254	<b>11.095.047</b>	3.431.679	125.275	115.498	<b>3.672.452</b>
Dif	997.391	-28.317	9.178	<b>978.252</b>	647.756	-46.204	-10.529	<b>591.023</b>	349.635	17.887	19.707	<b>387.229</b>
Dif, %	8,1%	-2,8%	2,1%	<b>7,1%</b>	7,0%	-5,0%	-3,1%	<b>5,6%</b>	11,3%	16,7%	20,6%	<b>11,8%</b>

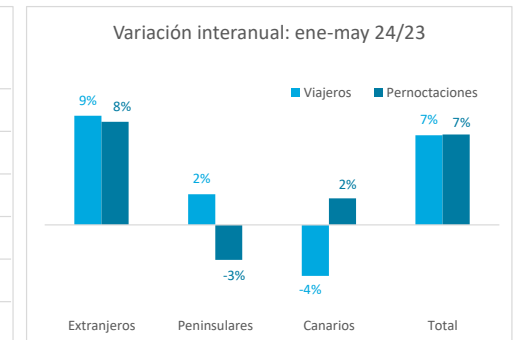
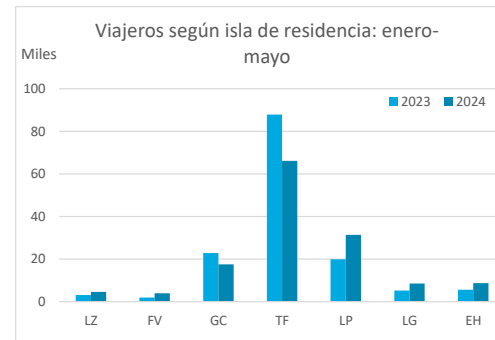
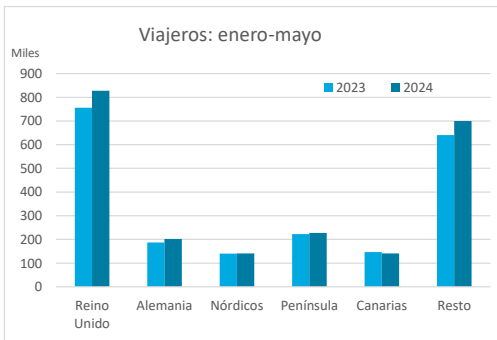


### ESTANCIA MEDIA

	Detalle según tipo de alojamiento											
	TOTAL				Hotelero				Extrahotelero			
	Extranjeros	Peninsulares	Canarios	Total	Extranjeros	Peninsulares	Canarios	Total	Extranjeros	Peninsulares	Canarios	Total
ene-may23	7,2	4,6	3,0	<b>6,6</b>	6,9	4,6	2,9	<b>6,3</b>	8,0	4,8	3,4	<b>7,5</b>
ene-may24	7,1	4,4	3,2	<b>6,6</b>	6,9	4,4	2,9	<b>6,3</b>	7,9	4,5	4,5	<b>7,5</b>
Dif	0,0	-0,2	0,2	<b>0,0</b>	0,0	-0,2	0,0	<b>0,0</b>	0,0	-0,2	1,1	<b>0,0</b>



### DETALLE VIAJEROS Y PERNOCTACIONES SEGÚN LUGAR DE RESIDENCIA

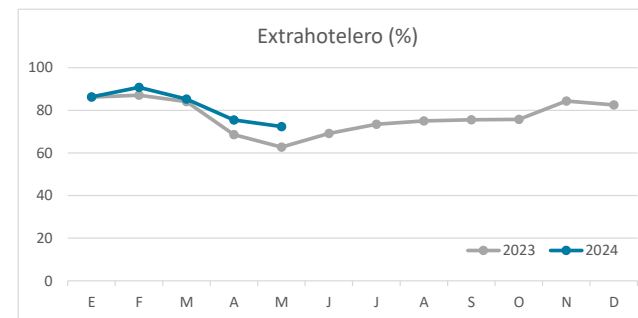
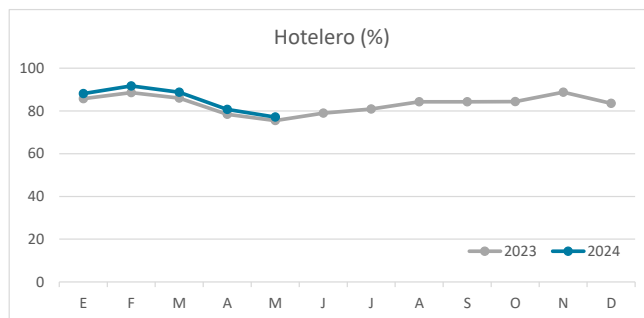
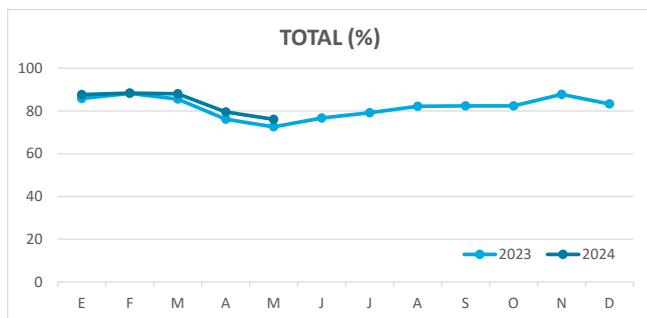


# Principales indicadores de alojamiento turístico

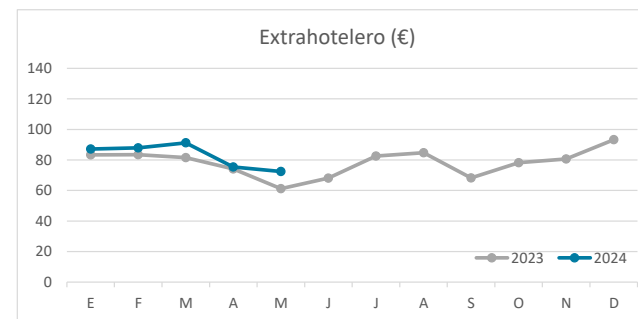
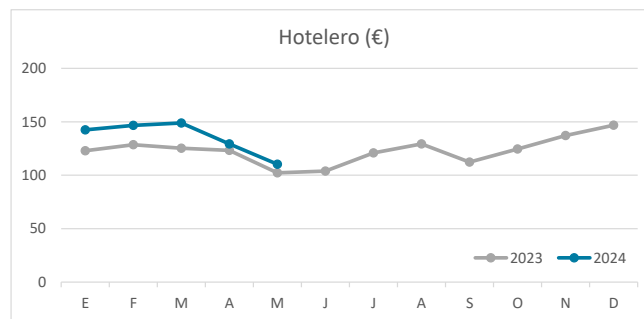
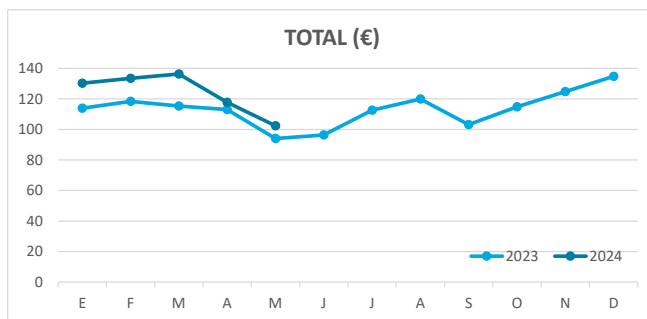
## TENERIFE (hasta mayo de 2024)



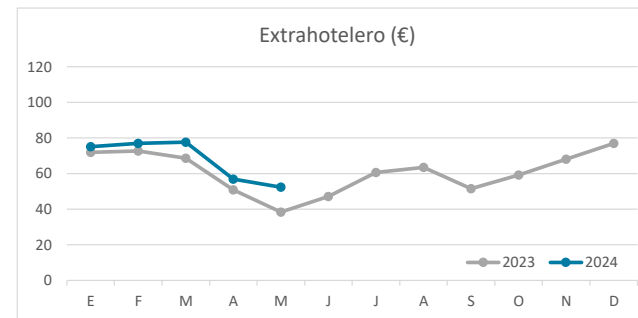
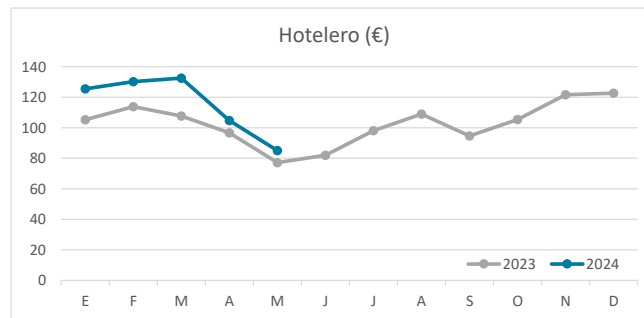
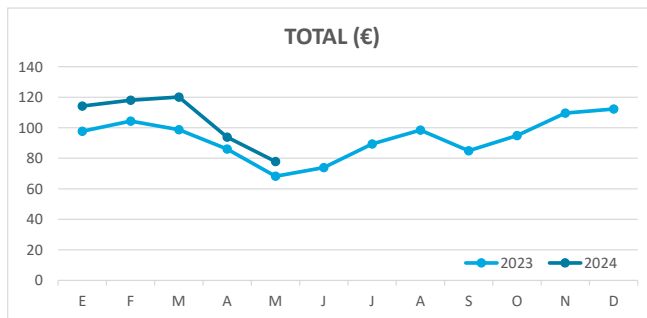
### ÍNDICE DE OCUPACIÓN POR HABITACIÓN / APARTAMENTO



### ADR (tarifa media diaria)



### REVPAR (ingreso por habitación/apartamento disponible)



Nota: el indicador de viajeros se refiere a viajeros entrados.  
Fuente: Encuestas de Alojamiento Turístico (ISTAC)