

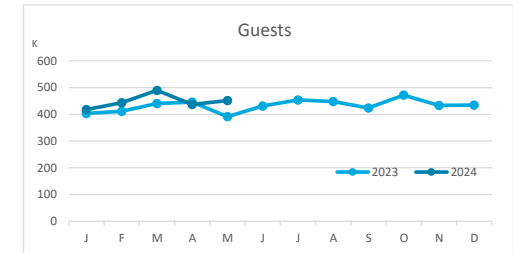
# Main tourist accommodation indicators

## TENERIFE (January - May 2024)



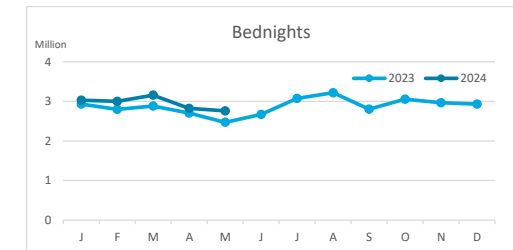
### GUESTS BY ACCOMMODATION TYPE (\*)

	Breakdown by accommodation type											
	TOTAL				Hotels				Apartments			
	Abroad	Mainland	Canary Islands	Total	Abroad	Mainland	Canary Islands	Total	Abroad	Mainland	Canary Islands	Total
Jan - May 23	1,723,216	222,242	146,637	<b>2,092,095</b>	1,336,036	199,652	118,736	<b>1,654,424</b>	387,180	22,590	27,901	<b>437,671</b>
Jan - May 24	1,870,860	227,572	140,766	<b>2,239,198</b>	1,437,387	199,852	115,126	<b>1,752,365</b>	433,473	27,720	25,640	<b>486,833</b>
Change	147,644	5,330	-5,871	<b>147,103</b>	101,351	200	-3,610	<b>97,941</b>	46,293	5,130	-2,261	<b>49,162</b>
Change, %	8.6%	2.4%	-4.0%	<b>7.0%</b>	7.6%	0.1%	-3.0%	<b>5.9%</b>	12.0%	22.7%	-8.1%	<b>11.2%</b>



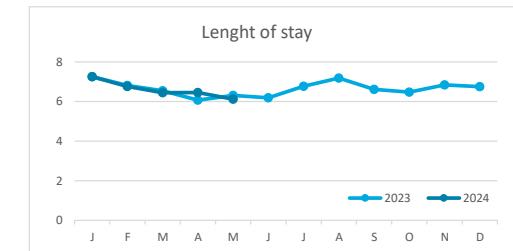
### BEDNIGHTS

	Breakdown by accommodation type											
	TOTAL				Hotels				Apartments			
	Abroad	Mainland	Canary Islands	Total	Abroad	Mainland	Canary Islands	Total	Abroad	Mainland	Canary Islands	Total
Jan - May 23	12,321,990	1,027,683	439,574	<b>13,789,247</b>	9,239,946	920,295	343,783	<b>10,504,024</b>	3,082,044	107,388	95,791	<b>3,285,223</b>
Jan - May 24	13,319,381	999,366	448,752	<b>14,767,499</b>	9,887,702	874,091	333,254	<b>11,095,047</b>	3,431,679	125,275	115,498	<b>3,672,452</b>
Change	997,391	-28,317	9,178	<b>978,252</b>	647,756	-46,204	-10,529	<b>591,023</b>	349,635	17,887	19,707	<b>387,229</b>
Change, %	8.1%	-2.8%	2.1%	<b>7.1%</b>	7.0%	-5.0%	-3.1%	<b>5.6%</b>	11.3%	16.7%	20.6%	<b>11.8%</b>

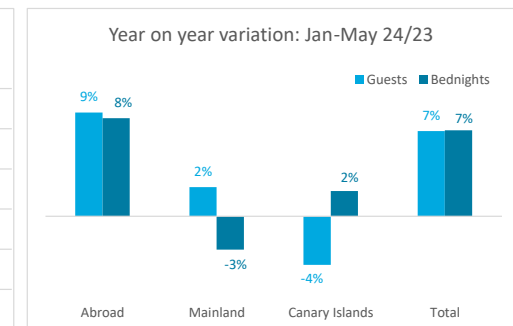
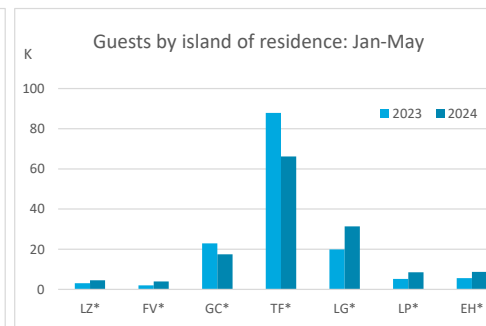
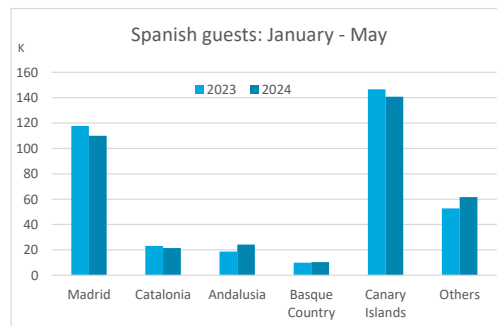
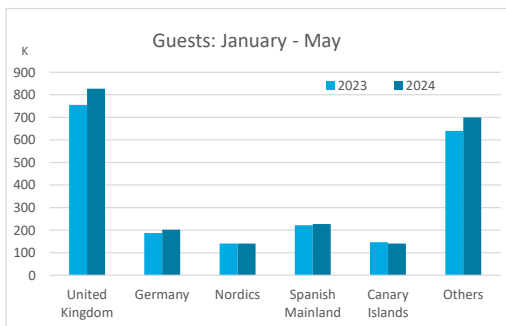


### LENGHT OF STAY

	Breakdown by accommodation type											
	TOTAL				Hotels				Apartments			
	Abroad	Mainland	Canary Islands	Total	Abroad	Mainland	Canary Islands	Total	Abroad	Mainland	Canary Islands	Total
Jan - May 23	7.2	4.6	3.0	<b>6.6</b>	6.9	4.6	2.9	<b>6.3</b>	8.0	4.8	3.4	<b>7.5</b>
Jan - May 24	7.1	4.4	3.2	<b>6.6</b>	6.9	4.4	2.9	<b>6.3</b>	7.9	4.5	4.5	<b>7.5</b>
Change	0.0	-0.2	0.2	<b>0.0</b>	0.0	-0.2	0.0	<b>0.0</b>	0.0	-0.2	1.1	<b>0.0</b>



### GUESTS AND BEDNIGHTS BY PLACE OF RESIDENCE



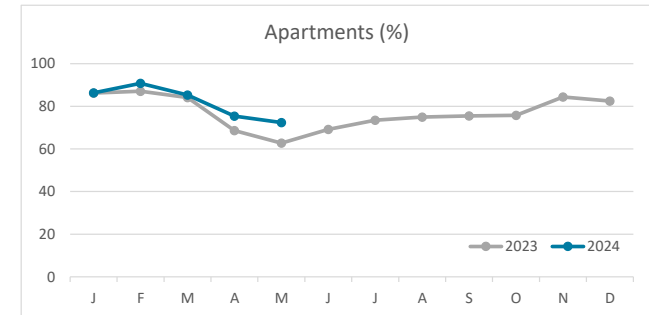
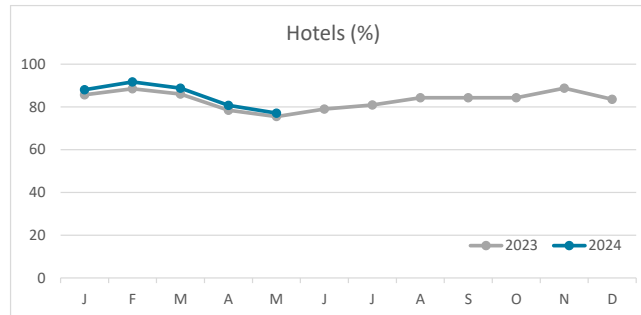
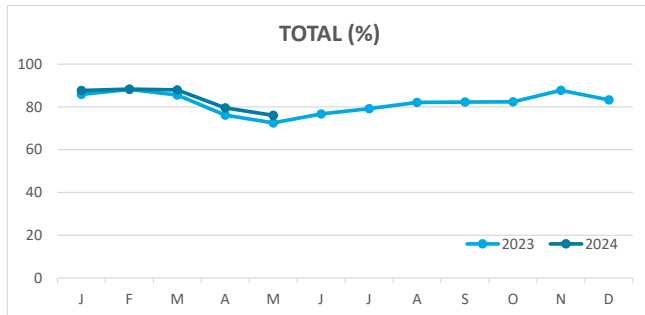
Note: LZ\* (Lanzarote), FV\* (Fuerteventura), GC\* (Gran Canaria), TF\* (Tenerife), LG\* (La Gomera), LP\* (La Palma) and EH\* (El Hierro).

# Main tourist accommodation indicators

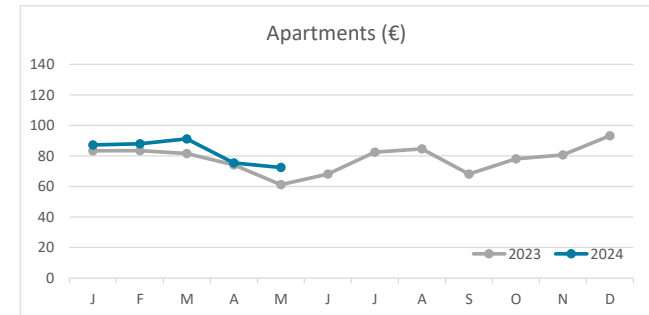
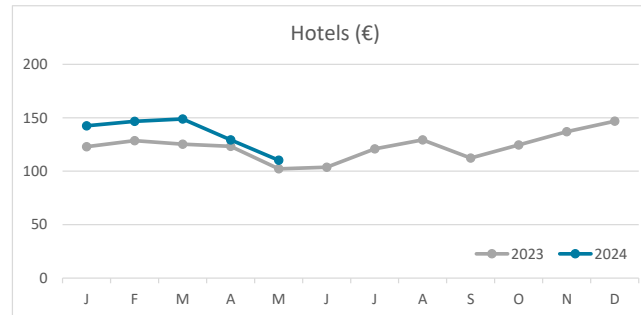
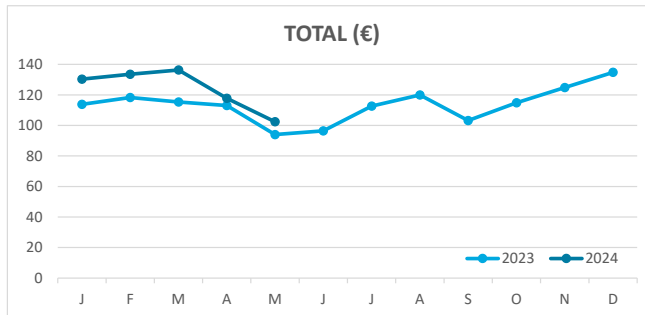
## TENERIFE (January - May 2024)



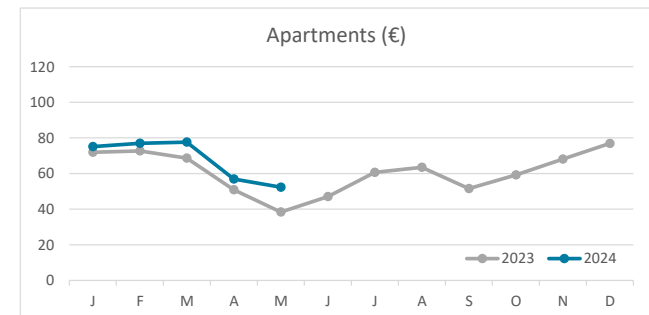
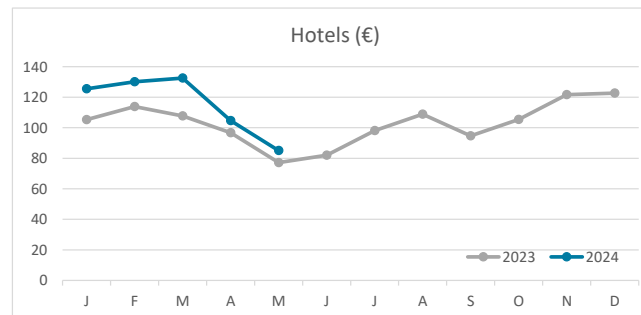
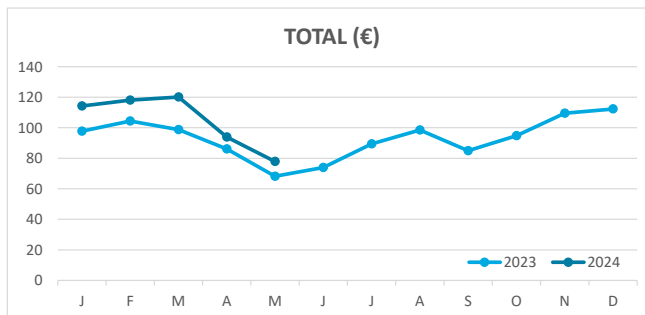
### OCCUPANCY RATE PER ROOM / APARTMENT



### ADR (Average Daily Rate)



### REVPAR (Revenue Per Available Room)



Note: "Guests indicator" refers to number of guests checking in as new arrivals.  
 Source: Encuestas de Alojamiento Turístico (ISTAC)