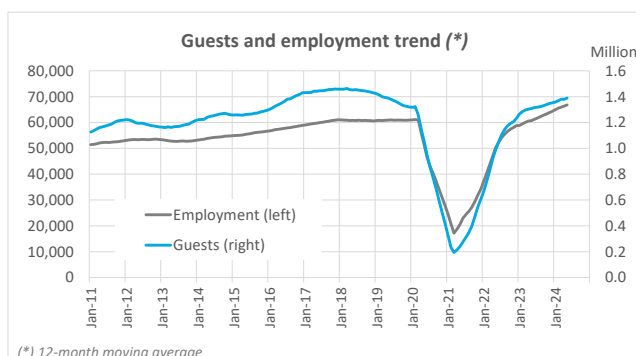
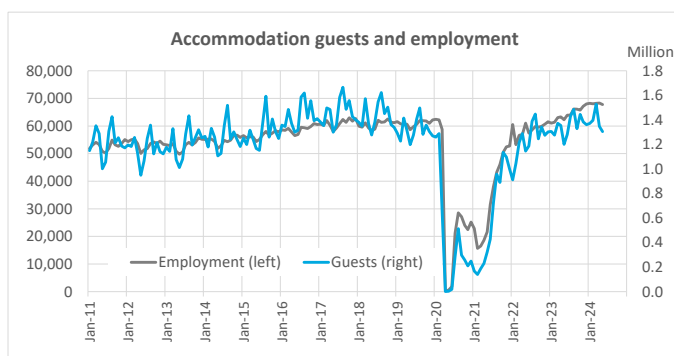


# Employment in tourist accommodation May 2024



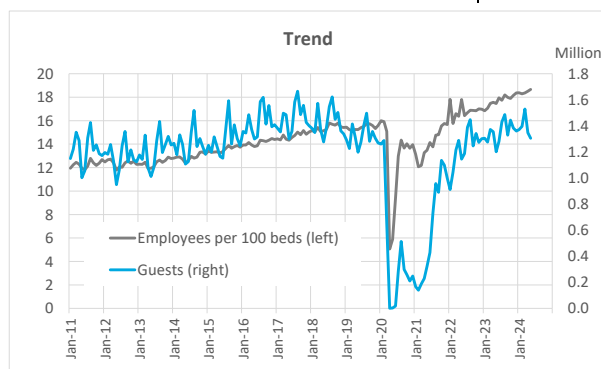
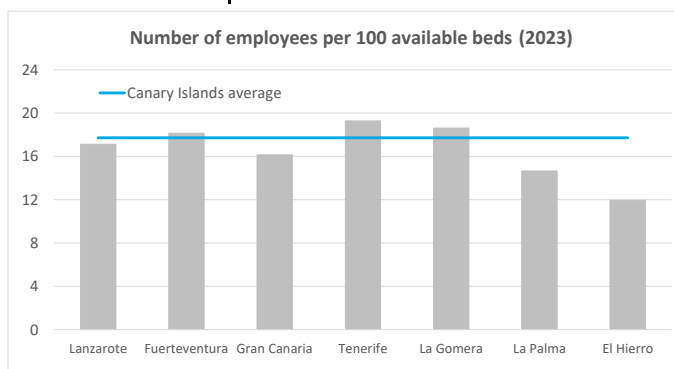
## Employment

	Lanzarote	Fuerteventura	Gran Canaria	Tenerife	La Gomera	La Palma	El Hierro	Canary Islands
2018	9,892	9,146	16,918	22,583	886	1,098	77	60,600
2019	9,778	9,219	17,006	22,870	881	1,114	80	60,949
2020	4,444	4,213	7,223	11,038	459	447	51	27,875
2021	5,276	5,593	9,265	12,914	529	510	72	34,160
2022	9,724	9,584	15,519	21,887	618	663	96	58,091
2023	11,018	10,824	16,809	24,204	664	723	91	64,334
May 2023	10,824	10,526	15,554	23,965	641	651	83	62,244
May 2024	11,850	10,975	17,912	25,703	462	769	98	67,769
Change	1,026	449	2,358	1,738	-179	118	15	5,525
Change (%)	9.5%	4.3%	15.2%	7.3%	-27.9%	18.1%	18.1%	8.9%



## Indicator of number of employees per 100 available beds

	Lanzarote	Fuerteventura	Gran Canaria	Tenerife	La Gomera	La Palma	El Hierro	Canary Islands
2018	14.7	15.7	13.7	17.2	17.6	15.2	10.3	15.4
2019	14.7	15.3	13.8	17.3	17.5	14.8	10.7	15.4
2020	13.5	14.2	13.2	16.6	16.7	14.3	12.9	14.7
2021	12.8	14.5	13.9	15.7	16.7	12.8	12.4	14.4
2022	15.7	16.6	16.0	17.7	18.9	13.4	13.4	16.6
2023	17.1	18.1	16.1	19.3	18.6	14.7	11.9	17.7
May 2023	16.9	17.8	15.5	19.3	17.6	14.2	10.4	17.5
May 2024	18.4	18.6	17.1	20.4	15.9	14.8	12.6	18.7
Change	1.4	0.9	1.6	1.1	-1.7	0.6	2.2	1.2

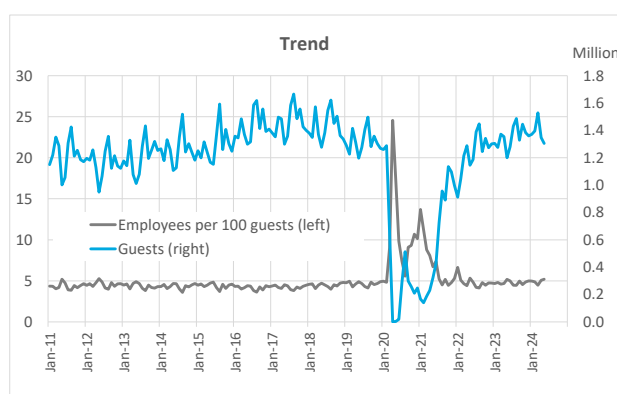
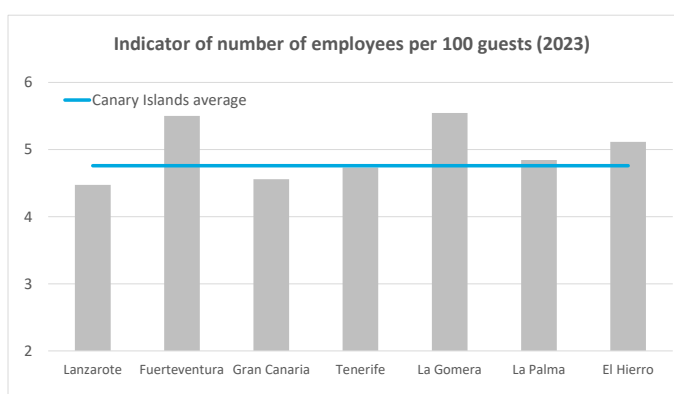


# Employment in tourist accommodation May 2024



## Indicator of number of employees per 100 accommodation guests

	Lanzarote	Fuerteventura	Gran Canaria	Tenerife	La Gomera	La Palma	El Hierro	Canary Islands
2018	4.1	4.7	4.3	4.6	5.2	4.7	4.9	4.5
2019	4.1	5.1	4.4	4.8	5.4	5.0	4.2	4.6
2020	6.7	7.4	5.8	7.1	6.8	6.1	8.8	6.6
2021	5.6	5.8	5.3	5.8	6.1	5.6	6.1	5.6
2022	4.3	5.2	4.7	4.7	5.5	4.4	5.7	4.7
2023	4.5	5.5	4.6	4.7	5.5	4.8	5.1	4.8
May 2023	4.7	6.2	4.9	5.2	6.5	5.6	4.6	5.2
May 2024	5.1	5.9	5.3	4.9	5.9	6.0	4.5	5.2
Change	0.45	-0.24	0.33	-0.32	-0.63	0.38	-0.04	0.01



## Indicator of number of employees per €120,000 annual income in tourist accommodation

	Lanzarote	Fuerteventura	Gran Canaria	Tenerife	La Gomera	La Palma	El Hierro	Canary Islands
2018	1.8	1.8	1.7	1.9	2.9	3.5	3.3	1.8
2019	1.8	2.0	1.7	1.9	3.0	3.1	3.5	1.9
2020	2.8	2.8	2.2	2.8	3.7	3.6	3.9	2.6
2021	2.2	2.1	1.9	2.4	3.4	3.6	3.2	2.2
2022	1.6	1.9	1.5	1.7	2.4	2.5	3.3	1.7
2023	1.5	1.8	1.4	1.6	2.3	2.6	3.5	1.6
May 2023	1.9	2.3	1.8	2.2	3.5	3.8	4.4	2.1
May 2024	1.9	2.2	1.8	2.0	3.4	3.5	4.0	2.0
Change	0.05	-0.15	0.01	-0.16	-0.10	-0.22	-0.36	-0.07

