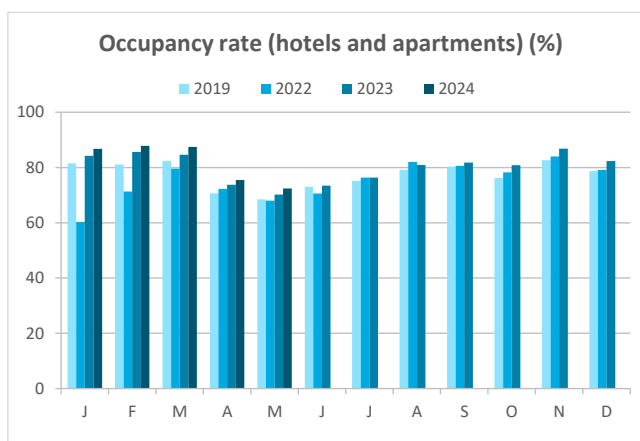


Tourist accommodation OCCUPANCY RATE



CANARY ISLANDS: Occupancy rate per room / apartment

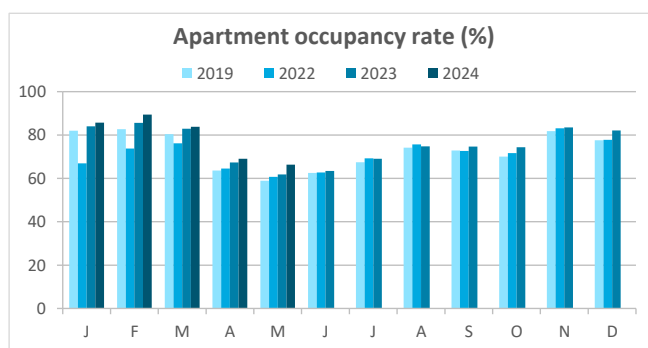
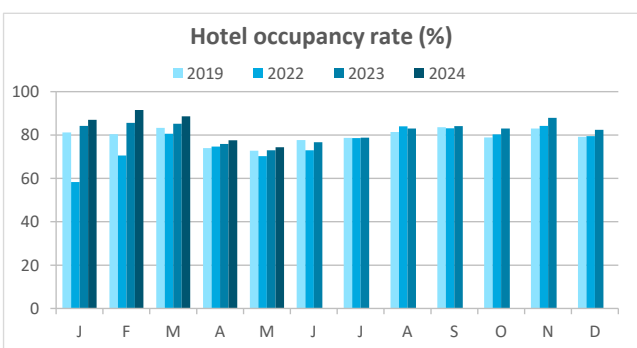
Hotels and apartments					
(%)	2019	2022	2023	2024	Change 24-23(p.p.)
January	81.43	60.27	84.20	86.71	2.5
February	81.09	71.34	85.60	87.86	2.3
March	82.38	79.58	84.63	87.44	2.8
April	70.70	72.27	73.78	75.45	1.7
May	68.47	67.99	70.21	72.39	2.2
June	72.98	70.62	73.41	--	--
July	75.14	76.36	76.37	--	--
August	79.13	82.03	80.94	--	--
September	80.26	80.63	81.80	--	--
October	76.20	78.25	80.85	--	--
November	82.62	83.96	86.79	--	--
December	78.69	79.07	82.32	--	--
TOTAL	77.44	75.31	80.08	--	--



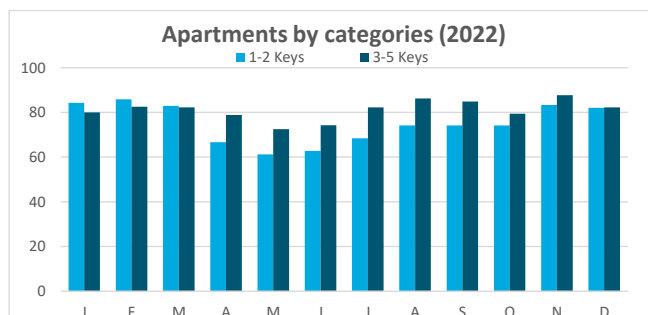
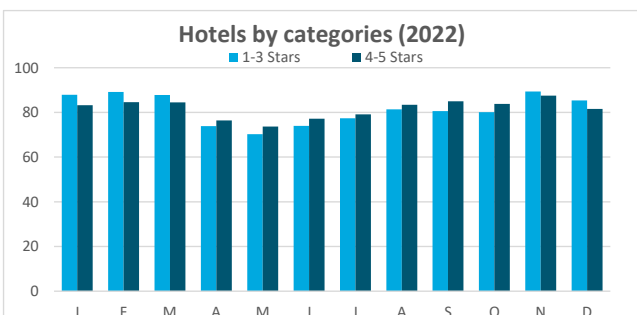
Breakdown by type of accommodation

Hotels					
(%)	2019	2022	2023	2024	Change 24-23(p.p.)
January	81.16	58.27	84.25	87.05	2.8
February	80.37	70.58	85.59	91.52	5.9
March	83.31	80.62	85.18	88.67	3.5
April	73.94	74.64	75.90	77.57	1.7
May	72.78	70.22	72.95	74.39	1.4
June	77.69	72.99	76.64	--	--
July	78.64	78.54	78.74	--	--
August	81.35	83.97	82.97	--	--
September	83.57	83.07	84.09	--	--
October	78.93	80.31	82.99	--	--
November	82.99	84.25	87.87	--	--
December	79.17	79.49	82.40	--	--
TOTAL	79.51	76.53	81.64	--	--

Apartments					
(%)	2019	2022	2023	2024	Change 24-23(p.p.)
January	82.02	66.90	84.05	85.68	1.6
February	82.68	73.81	85.65	89.42	3.8
March	80.34	76.20	82.94	83.78	0.8
April	63.62	64.56	67.29	69.08	1.8
May	58.88	60.70	61.77	66.32	4.5
June	62.49	62.73	63.38	--	--
July	67.42	69.21	69.08	--	--
August	74.17	75.68	74.72	--	--
September	72.86	72.64	74.70	--	--
October	70.05	71.69	74.40	--	--
November	81.79	83.06	83.54	--	--
December	77.60	77.78	82.09	--	--
TOTAL	72.87	71.34	75.34	--	--



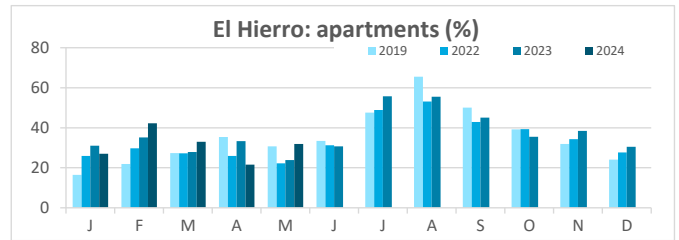
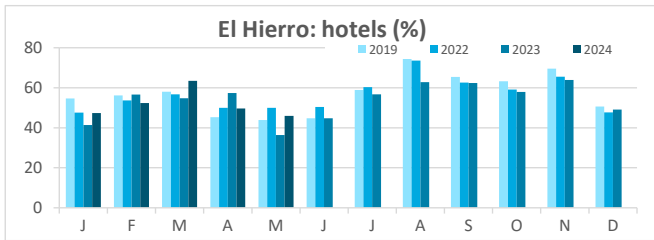
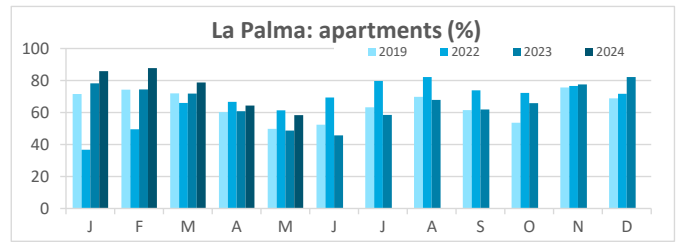
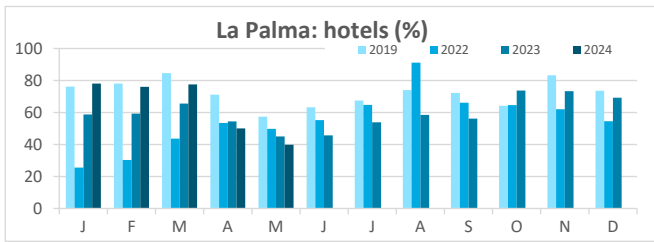
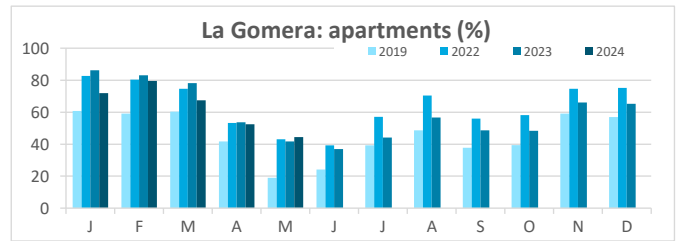
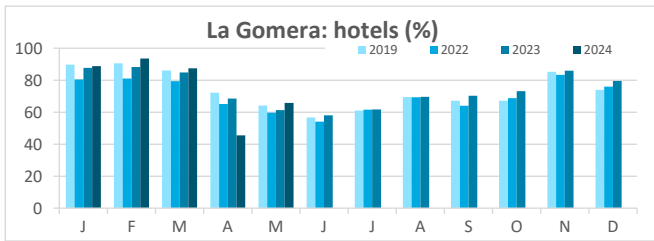
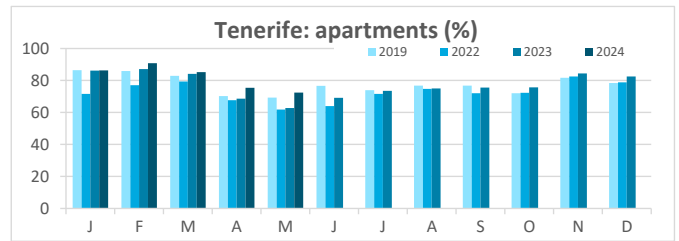
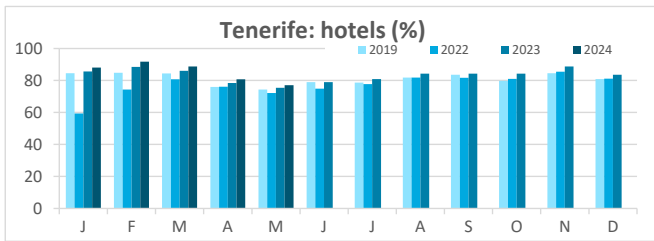
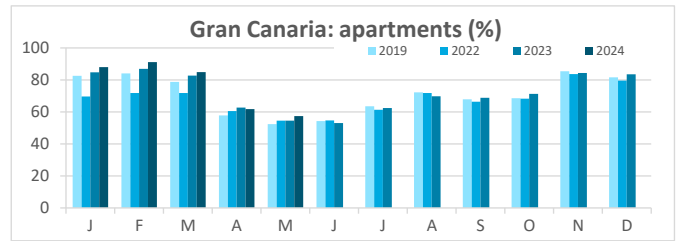
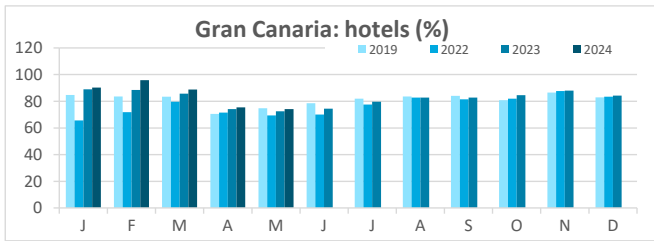
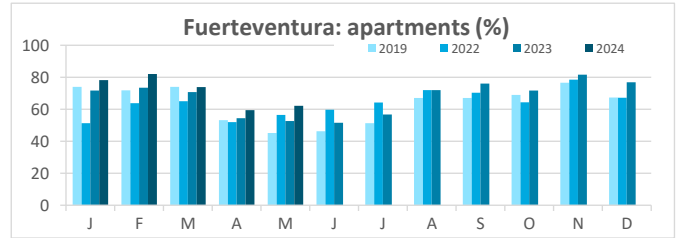
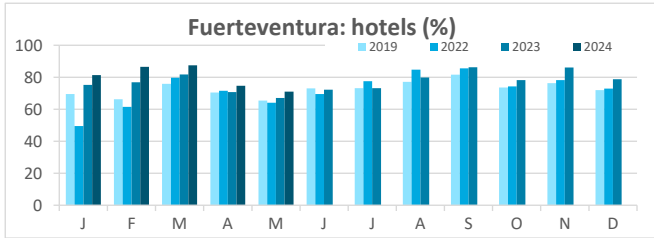
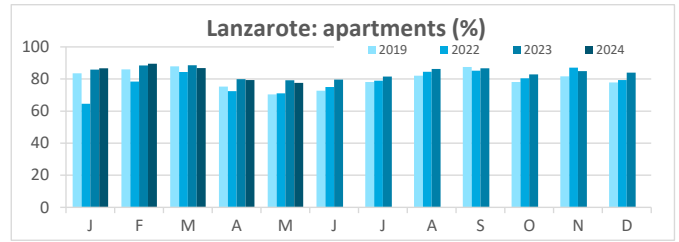
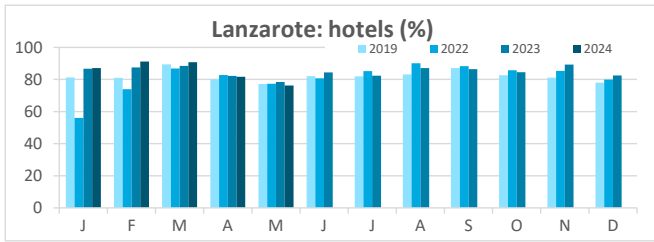
CANARY ISLANDS: Occupancy rate per room / apartment by accommodation type and category



From May 2020, Occupancy rate is not comparable to those of previous years because the reopening of the establishments has been slow.

Tourist accommodation


OCCUPANCY RATE



From May 2020, Occupancy rate is not comparable to those of previous years because the reopening of the establishments has been slow.

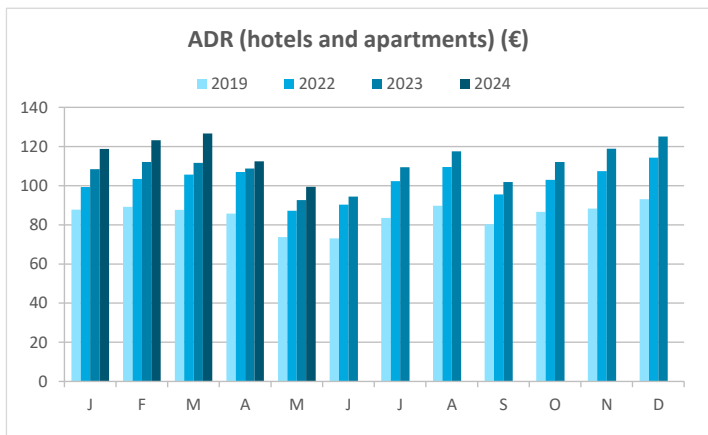
Tourist accommodation

ADR (AVERAGE DAILY RATE)



CANARY ISLANDS: Average daily rate (€)

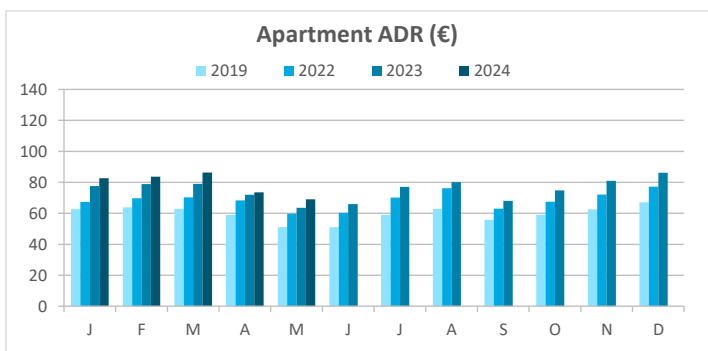
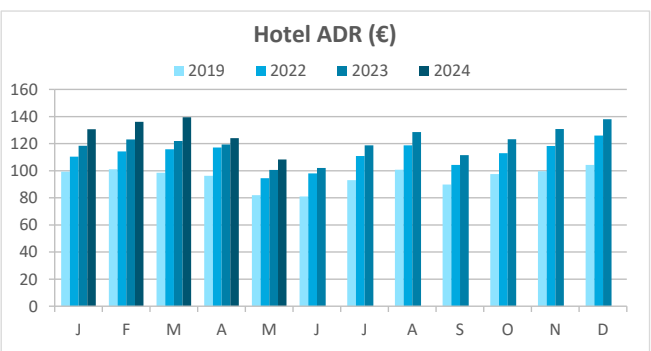
Hotels and apartments					
(€)	2019	2022	2023	2024	Change 24-23 (%)
January	87.73	99.30	108.39	118.81	9.6%
February	89.17	103.43	112.13	123.15	9.8%
March	87.61	105.65	111.61	126.69	13.5%
April	85.74	106.95	108.77	112.39	3.3%
May	73.68	87.23	92.65	99.46	7.4%
June	73.10	90.28	94.43	--	--
July	83.53	102.27	109.43	--	--
August	89.76	109.52	117.55	--	--
September	80.28	95.53	101.88	--	--
October	86.63	102.95	112.12	--	--
November	88.34	107.43	118.82	--	--
December	93.04	114.30	125.11	--	--
TOTAL	85.17	102.50	109.90	--	--



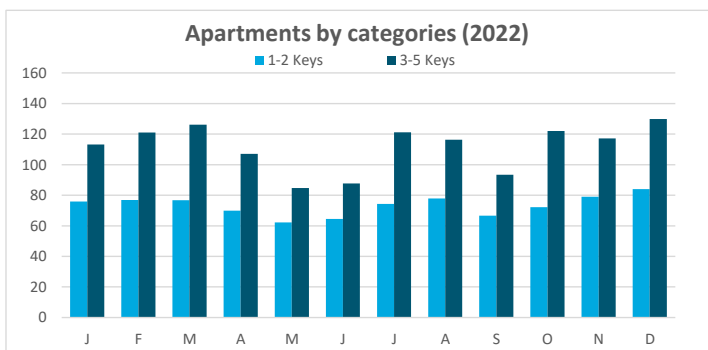
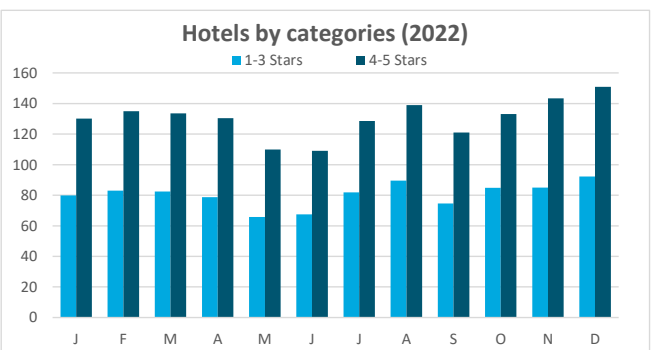
Breakdown by type of accommodation

Hotels					
(€)	2019	2022	2023	2024	Change 24-23 (%)
January	99.27	110.34	118.40	130.57	10.3%
February	101.13	114.28	123.07	136.04	10.5%
March	98.55	115.91	121.99	139.44	14.3%
April	96.31	117.20	119.44	123.96	3.8%
May	81.88	94.51	100.65	108.37	7.7%
June	81.06	97.99	102.03	--	--
July	93.06	110.89	118.69	--	--
August	100.74	118.66	128.58	--	--
September	89.82	104.23	111.58	--	--
October	97.52	112.87	123.28	--	--
November	99.62	118.30	130.78	--	--
December	104.26	125.99	138.05	--	--
TOTAL	95.48	112.12	120.16	--	--

Apartments					
(€)	2019	2022	2023	2024	Change 24-23 (%)
January	62.75	67.31	77.54	82.65	6.6%
February	63.77	69.75	78.94	83.61	5.9%
March	62.82	70.25	79.06	86.26	9.1%
April	58.90	68.33	72.04	73.47	2.0%
May	51.10	59.79	63.55	69.04	8.6%
June	51.11	60.34	65.89	--	--
July	59.00	70.13	77.08	--	--
August	62.89	76.18	80.07	--	--
September	55.76	62.94	68.11	--	--
October	59.03	67.52	74.74	--	--
November	62.63	72.16	80.93	--	--
December	67.13	77.24	86.18	--	--
TOTAL	60.22	68.96	75.98	--	--

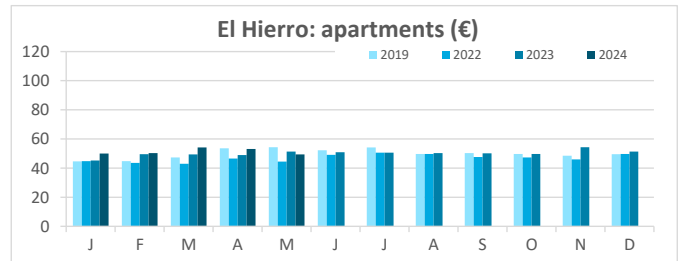
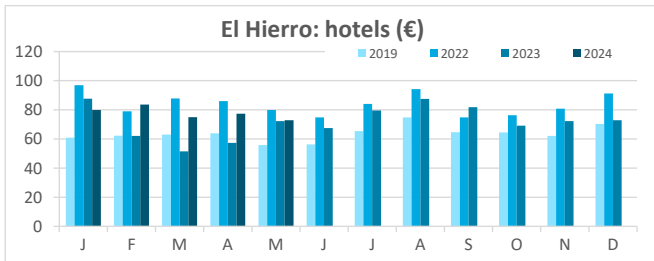
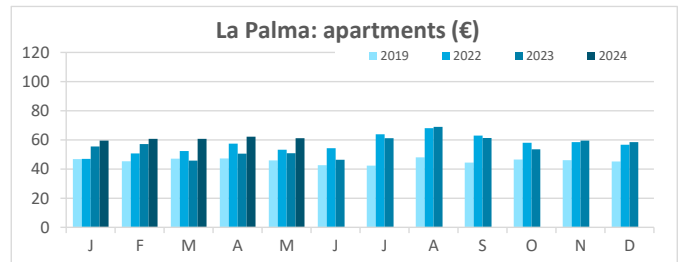
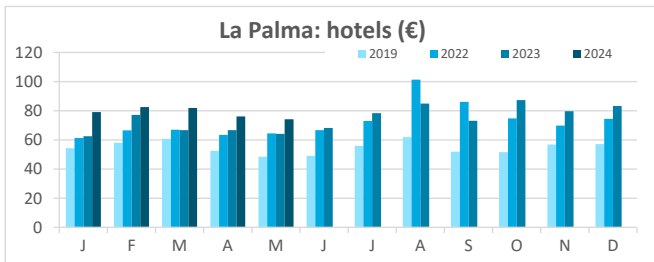
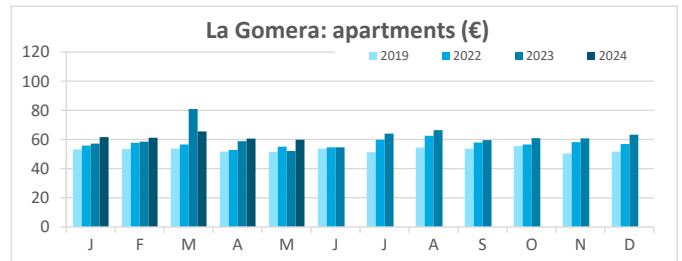
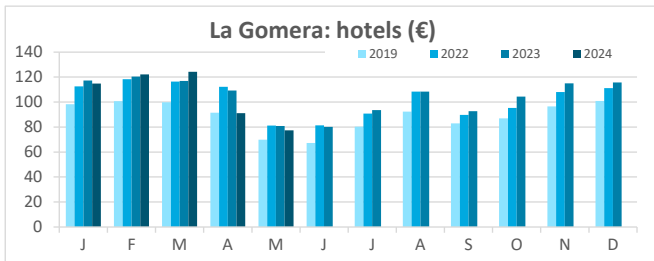
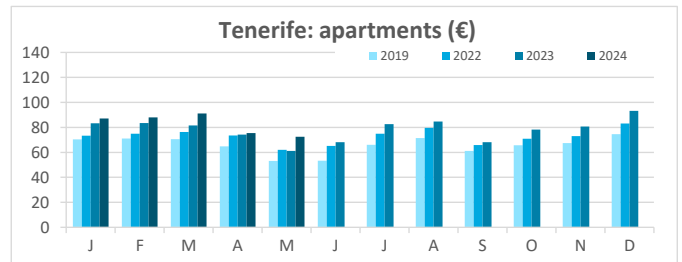
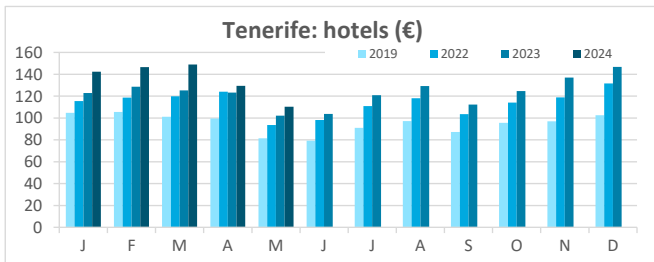
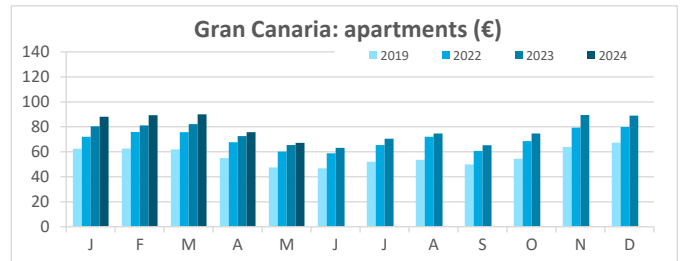
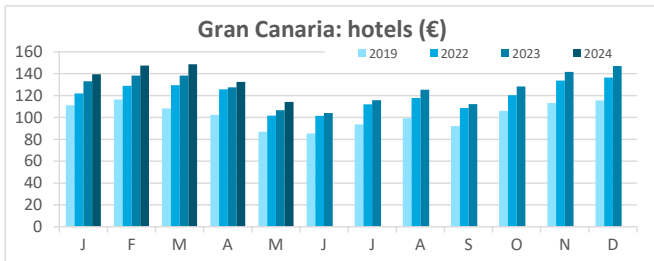
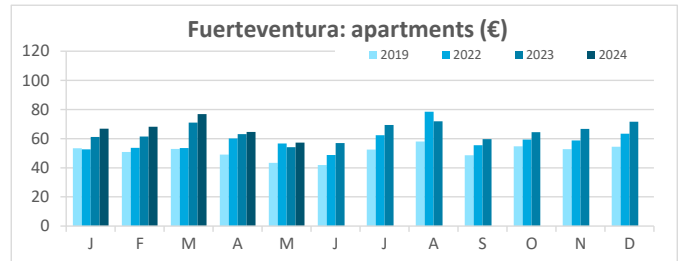
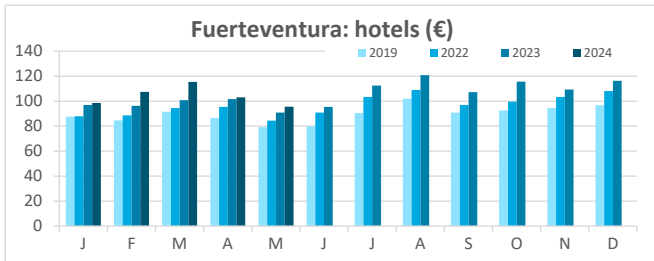
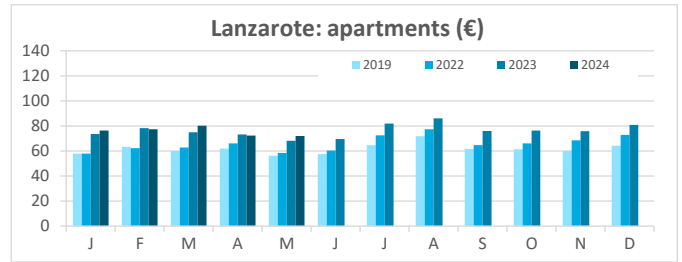
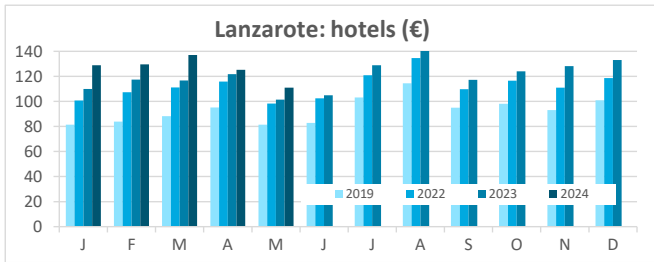


CANARY ISLANDS: Average daily rate (€) by accommodation type and category



Tourist accommodation

ADR (AVERAGE DAILY RATE)



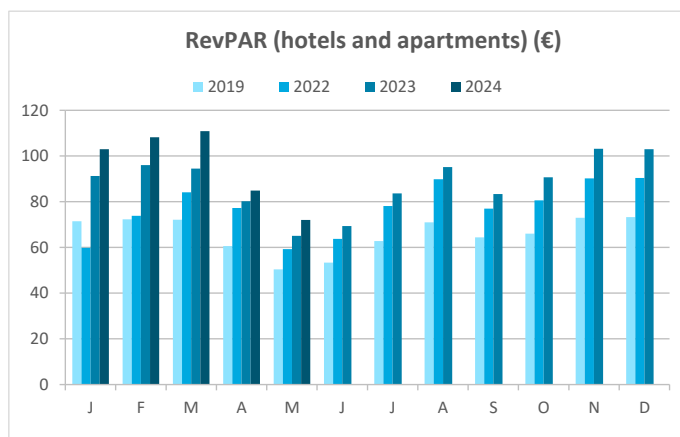
Tourist accommodation

REVPAR (REVENUE PER AVAILABLE ROOM)



CANARY ISLANDS: Revenue per available room (€)

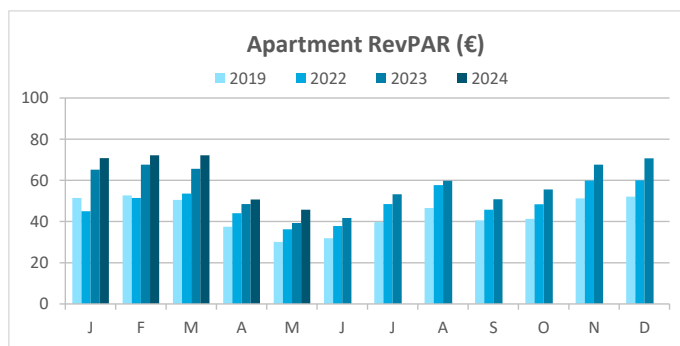
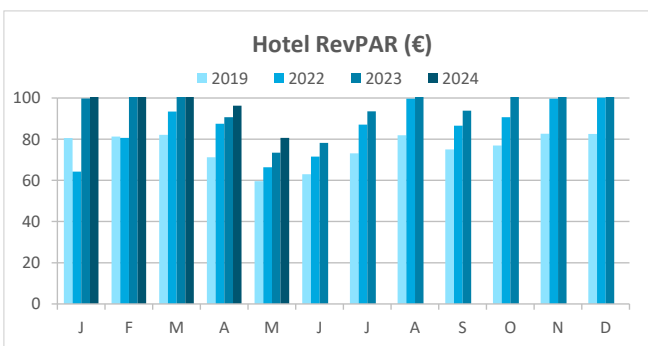
Hotels and apartments					
(€)	2019	2022	2023	2024	Change 24-23 (%)
January	71.43	59.83	91.26	103.01	12.9%
February	72.31	73.79	95.99	108.25	12.8%
March	72.17	84.08	94.46	110.84	17.3%
April	60.62	77.29	80.25	84.84	5.7%
May	50.45	59.30	65.05	71.99	10.7%
June	53.34	63.76	69.32	--	--
July	62.76	78.10	83.63	--	--
August	71.02	89.84	95.15	--	--
September	64.44	77.02	83.33	--	--
October	66.01	80.56	90.73	--	--
November	72.99	90.21	103.13	--	--
December	73.22	90.38	103.00	--	--
TOTAL	65.96	77.19	88.03	--	--



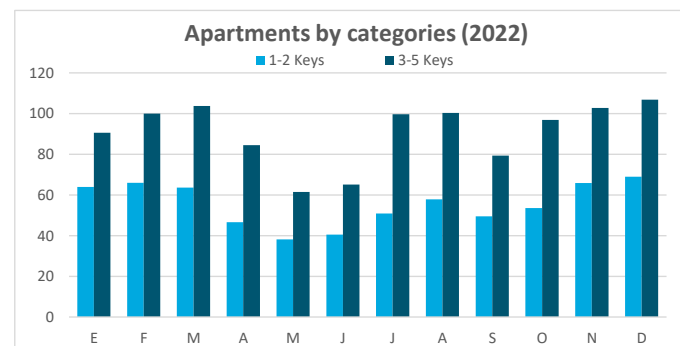
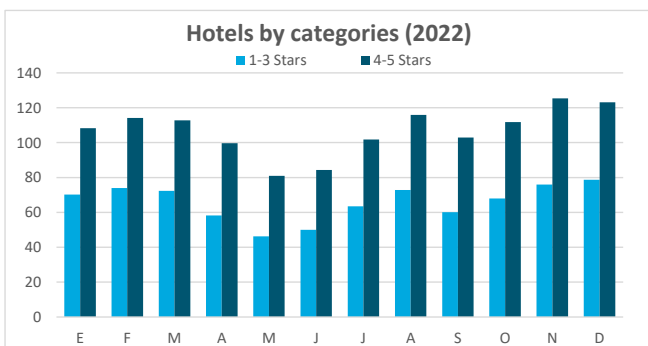
Breakdown by type of accommodation

Hotels					
(€)	2019	2022	2023	2024	Change 24-23 (%)
January	80.56	64.30	99.75	113.66	13.9%
February	81.28	80.66	105.33	120.30	14.2%
March	82.10	93.45	103.91	123.75	19.1%
April	71.21	87.48	90.65	96.24	6.2%
May	59.59	66.37	73.43	80.62	9.8%
June	62.98	71.53	78.20	--	--
July	73.18	87.09	93.56	--	--
August	81.95	99.63	106.68	--	--
September	75.06	86.59	93.83	--	--
October	76.97	90.65	102.44	--	--
November	82.67	99.66	114.92	--	--
December	82.54	100.16	113.76	--	--
TOTAL	75.91	85.80	98.11	0.00	--

Apartments					
(€)	2019	2022	2023	2024	Change 24-23 (%)
January	51.47	44.99	65.18	70.79	8.6%
February	52.72	51.48	67.62	72.16	6.7%
March	50.47	53.53	65.58	72.23	10.1%
April	37.47	44.11	48.49	50.73	4.6%
May	30.09	36.29	39.26	45.74	16.5%
June	31.94	37.85	41.76	--	--
July	39.78	48.54	53.25	--	--
August	46.64	57.66	59.84	--	--
September	40.62	45.72	50.88	--	--
October	41.34	48.40	55.61	--	--
November	51.22	59.94	67.61	--	--
December	52.09	60.07	70.75	--	--
TOTAL	43.88	49.19	57.25	0.00	--

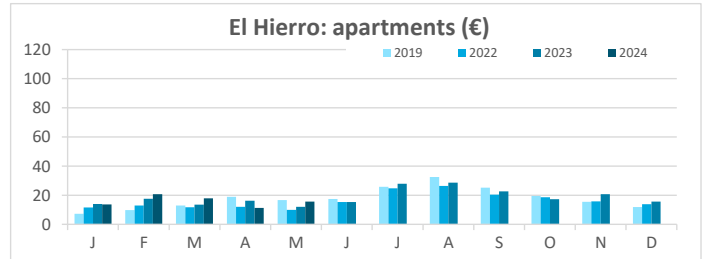
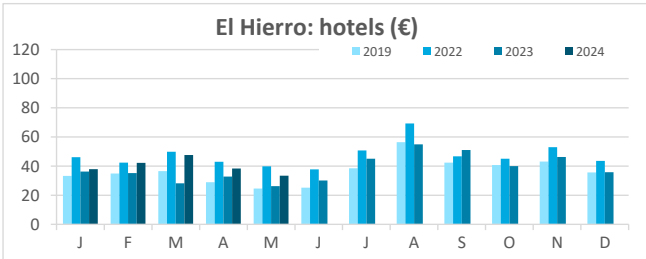
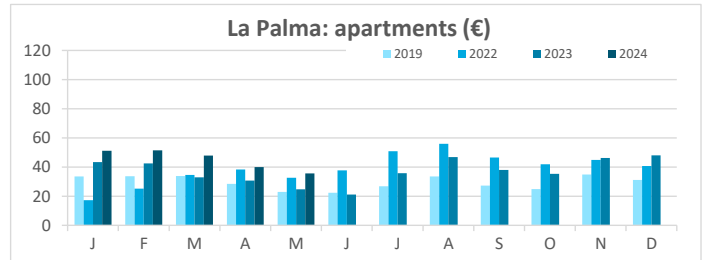
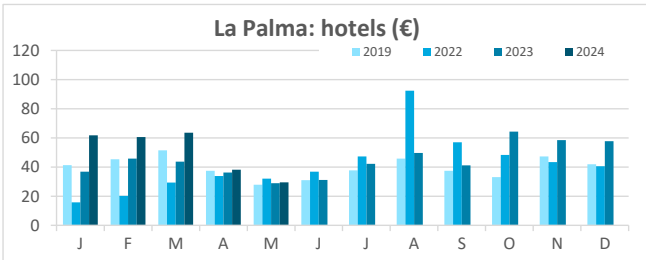
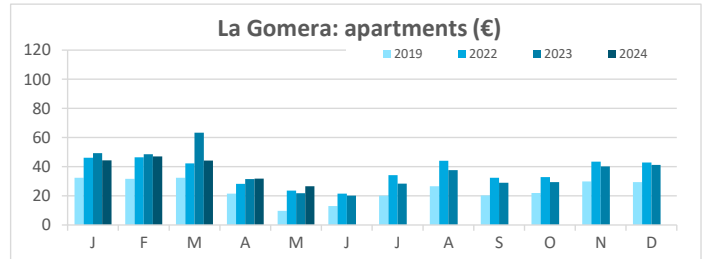
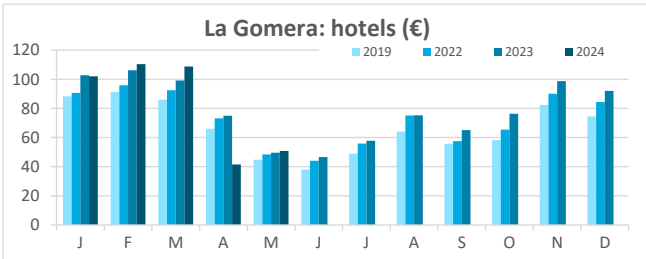
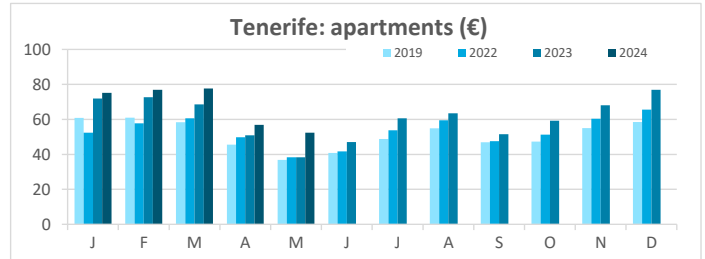
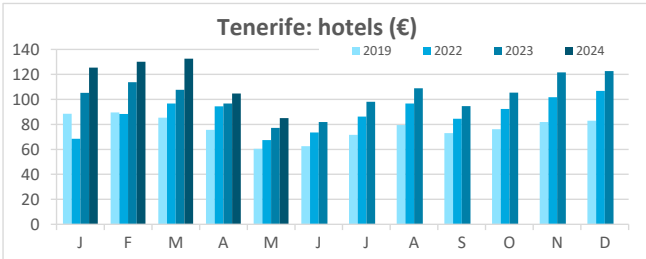
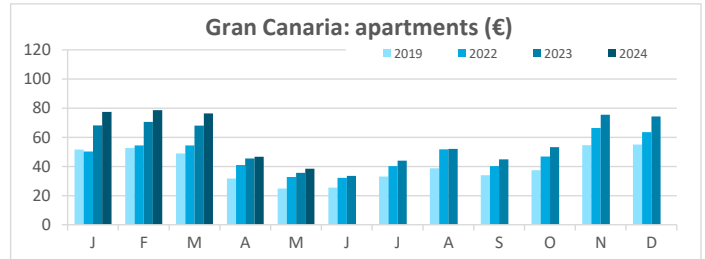
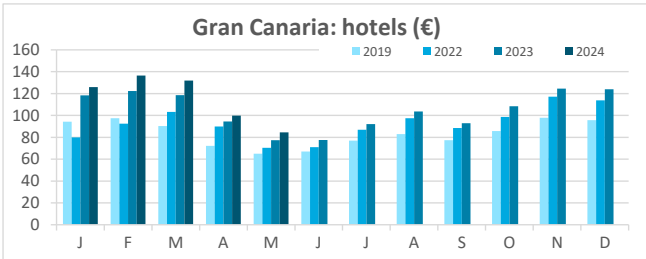
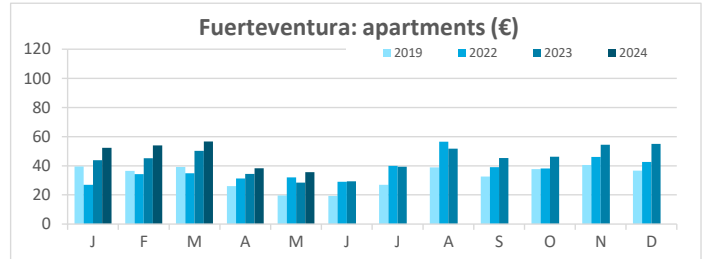
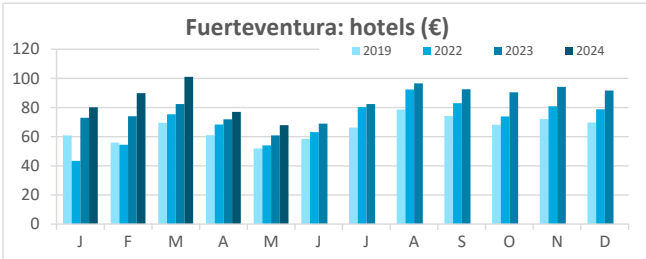
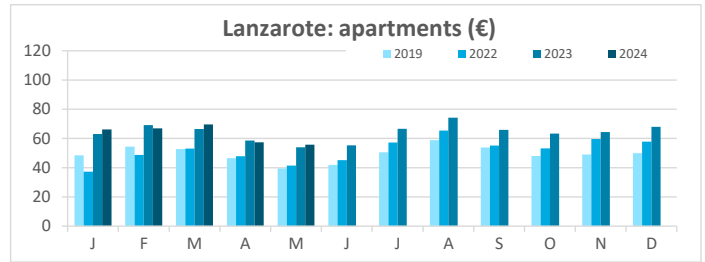
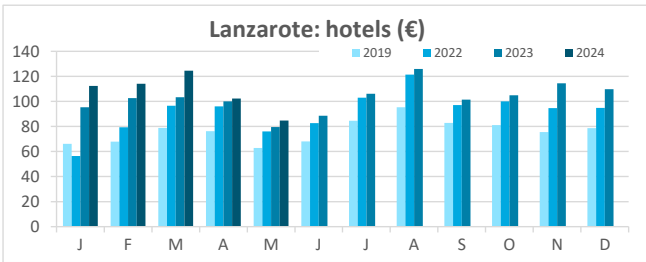


CANARY ISLANDS: Revenue per available room (€) by accommodation type and category



Tourist accommodation

REVPAR (REVENUE PER AVAILABLE ROOM)



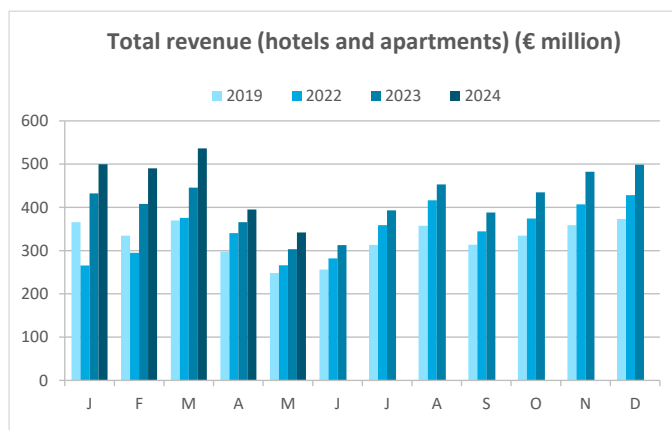
Tourist accommodation

TOTAL REVENUE (€ million)



CANARY ISLANDS: Total revenue (€ million)

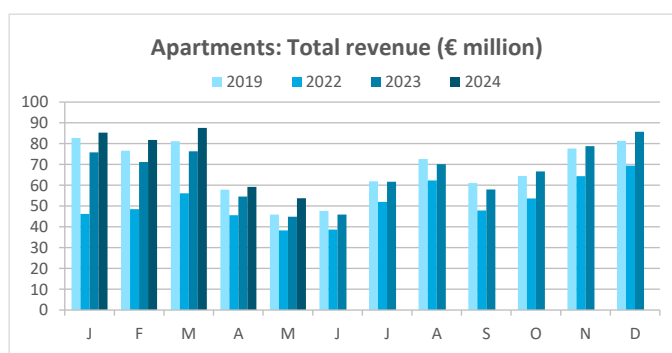
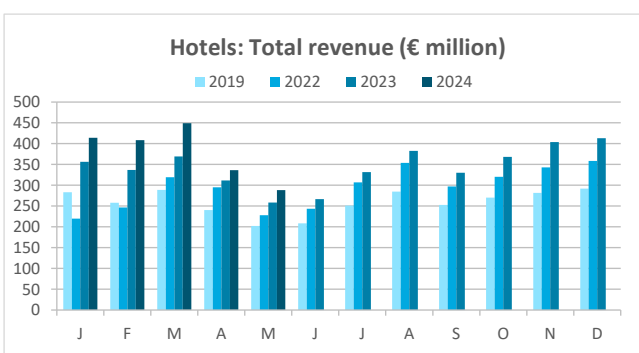
Hotels and apartamentos					
(€ million)	2019	2022	2023	2024	Change 24-23 (%)
January	366	266	432	499	15.5%
February	334	295	408	491	20.2%
March	370	376	446	537	20.4%
April	298	340	366	395	8.0%
May	248	266	303	342	12.7%
June	256	282	313	--	--
July	313	359	393	--	--
August	357	416	453	--	--
September	314	345	388	--	--
October	335	374	435	--	--
November	359	407	482	--	--
December	373	428	499	--	--
TOTAL	3,924	4,154	4,919	--	--



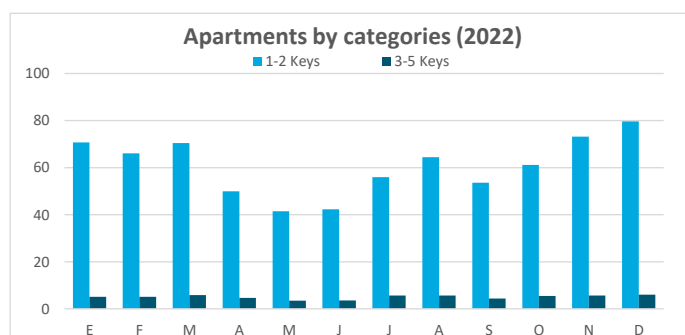
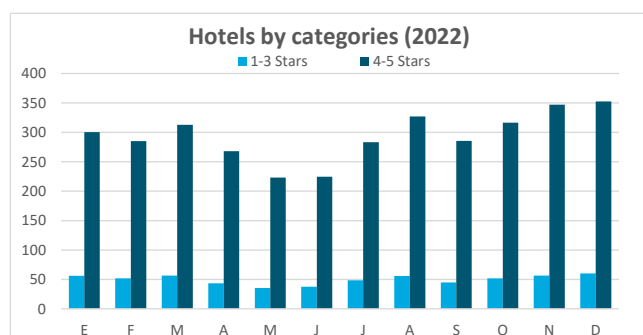
Desglose según tipo de establecimiento

Hotels					
(€ million)	2019	2022	2023	2024	Change 24-23 (%)
January	283	219	357	414	16.2%
February	258	247	337	409	21.3%
March	289	319	369	449	21.6%
April	240	295	312	336	7.9%
May	202	228	258	288	11.5%
June	209	244	267	--	--
July	251	307	332	--	--
August	285	354	383	--	--
September	253	297	330	--	--
October	270	320	368	--	--
November	281	343	404	--	--
December	292	359	413	--	--
TOTAL	3,113	3,531	4,129	--	--

Apartments					
(€ million)	2019	2022	2023	2024	Change 24-23 (%)
January	83	46	76	85	12.5%
February	77	48	71	82	14.9%
March	81	56	76	88	14.8%
April	58	46	55	59	8.5%
May	46	38	45	54	19.7%
June	48	39	46	--	--
July	62	52	62	--	--
August	73	62	70	--	--
September	61	48	58	--	--
October	64	54	67	--	--
November	78	64	79	--	--
December	81	69	86	--	--
TOTAL	811	623	790	--	--

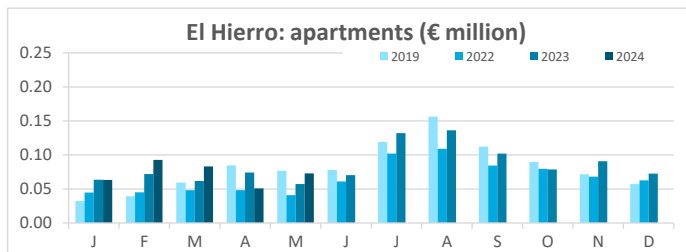
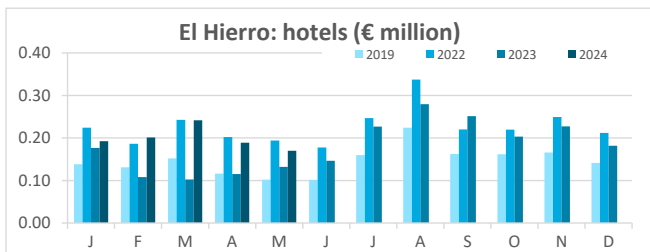
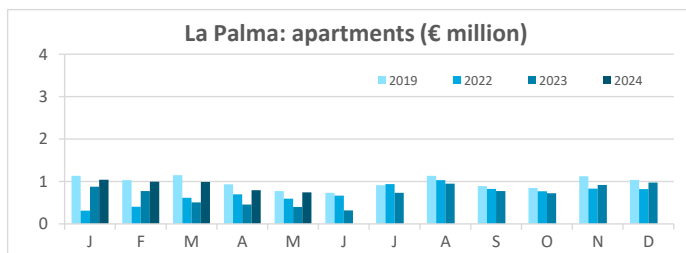
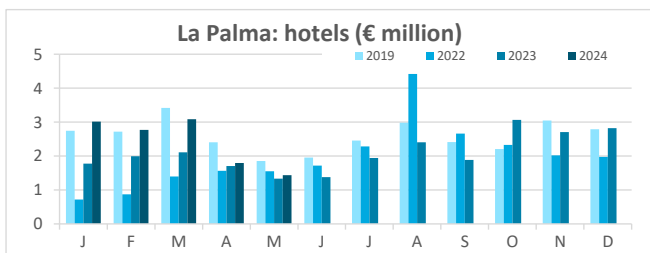
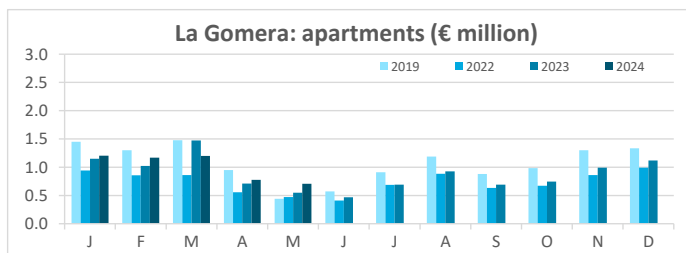
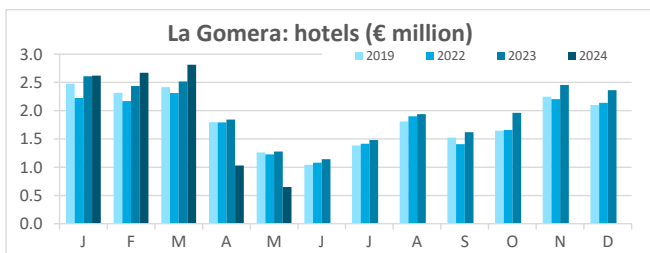
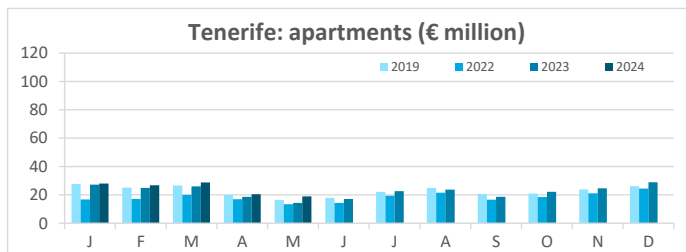
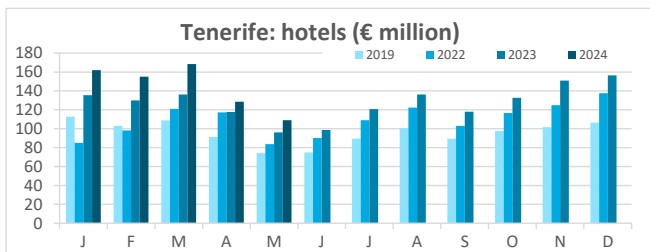
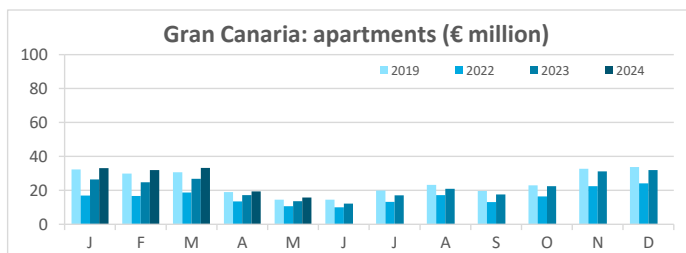
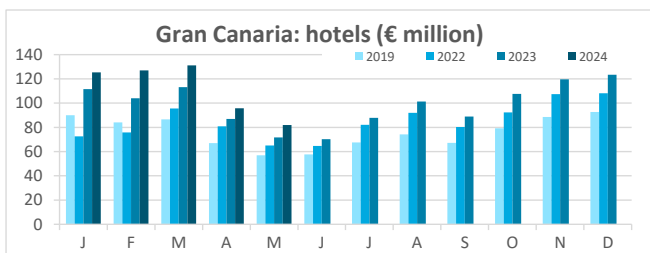
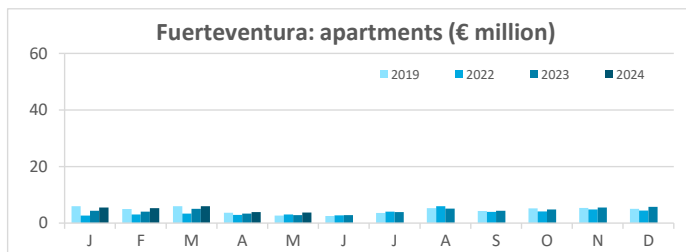
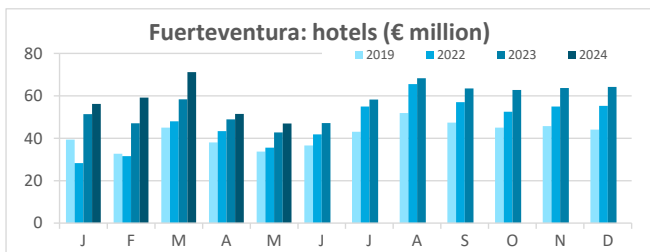
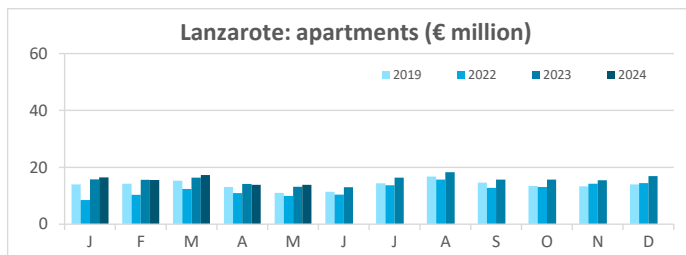
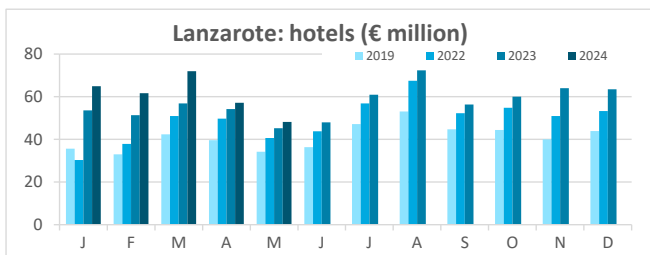


CANARY ISLANDS: Total revenue (€ million) by accommodation type and category



Tourist accommodation

TOTAL REVENUE (€ million)



Source: Encuestas de alojamiento turístico hotelero y extrahotelero (ISTAC).