

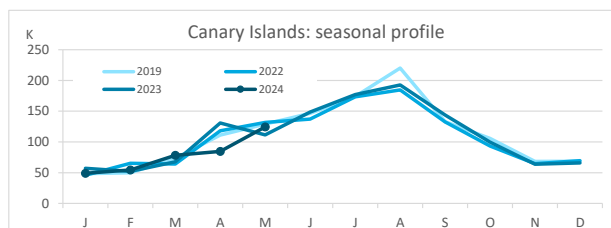
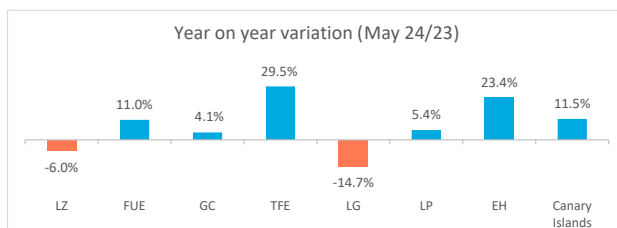
# Domestic tourism

## May 2024



### Canary Islands residents staying in tourist accommodation by island of stay

	Lanzarote	Fuerteventura	Gran Canaria	Tenerife	La Gomera	La Palma	El Hierro	Canary Islands
May 2023	8,823	8,911	50,286	35,498	3,851	2,928	1,288	111,585
May 2024	8,290	9,889	52,340	45,956	3,286	3,085	1,589	124,435
% residents in the island	25.7%	12.0%	51.3%	49.1%	5.9%	40.0%	3.0%	100%
Change, 24-23	-533	978	2,054	10,458	-565	157	301	12,850
Change, % 24-23	-6.0%	11.0%	4.1%	29.5%	-14.7%	5.4%	23.4%	11.5%



### Canary Islands residents staying in tourist accommodation by island of residence and island of stay

		ISLAND OF STAY							CANARY ISLANDS
		Lanzarote	Fuerteventura	Gran Canaria	Tenerife	La Gomera	La Palma	El Hierro	
ISLAND OF RESIDENCE	Lanzarote	2,132	626	7,342	1,748	25	42	80	11,995
	Fuerteventura	1,479	1,183	1,333	1,877	10	57	125	6,064
	Gran Canaria	1,328	3,958	26,848	6,855	401	635	233	40,258
	Tenerife	3,104	1,427	8,894	22,571	2,413	925	900	40,234
	La Gomera	0	0	438	1,593	193	52	94	2,370
	La Palma	239	1,623	6,356	8,945	9	1,235	109	18,516
	El Hierro	8	1,072	1,129	2,367	235	139	48	4,998
	CANARY ISLANDS	8,290	9,889	52,340	45,956	3,286	3,085	1,589	124,435

### Year on year variation: May 2024/2023

		ISLAND OF STAY							CANARY ISLANDS
		Lanzarote	Fuerteventura	Gran Canaria	Tenerife	La Gomera	La Palma	El Hierro	
ISLAND OF RESIDENCE	Lanzarote	74.9%	105.9%	67.4%	323.2%	2400.0%	-68.2%	23.1%	83.9%
	Fuerteventura	-32.3%	-59.4%	-61.0%	118.3%	-	147.8%	-	-35.5%
	Gran Canaria	-35.9%	28.8%	-19.7%	53.2%	-24.1%	-3.9%	76.5%	-9.2%
	Tenerife	10.5%	61.1%	22.0%	16.8%	-25.0%	-5.0%	32.9%	14.4%
	La Gomera	-100.0%	-	-	-57.0%	94.9%	44.4%	-74.7%	-44.0%
	La Palma	-48.2%	180.3%	333.9%	83.3%	50.0%	25.3%	159.5%	119.9%
	El Hierro	-85.5%	-7.5%	272.6%	28.8%	-	19.8%	-	44.0%
	CANARY ISLANDS	-6.0%	11.0%	4.1%	29.5%	-14.7%	5.4%	23.4%	11.5%

### Canary Islands residents travelling to other islands (residents of each island are excluded)

	Lanzarote	Fuerteventura	Gran Canaria	Tenerife	La Gomera	La Palma	El Hierro	Canary Islands
Outbound tourism	9,863	4,881	13,410	17,663	2,177	17,281	4,950	70,225
Year on year variation (%)	86.0%	-24.8%	22.6%	11.4%	-47.4%	132.5%	42.6%	31.0%
Inbound tourism	6,158	8,706	25,492	23,385	3,093	1,850	1,541	70,225
Year on year variation (%)	-19.0%	45.1%	51.1%	44.6%	-17.6%	-4.7%	19.6%	31.0%
Net balance	-3,705	3,825	12,082	5,722	916	-15,431	-3,409	0

### Distribution by island of residence

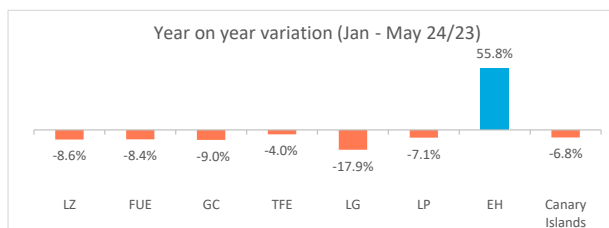
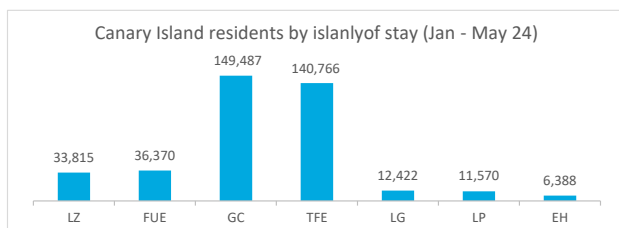
		ISLAND OF STAY							CANARY ISLANDS
		Lanzarote	Fuerteventura	Gran Canaria	Tenerife	La Gomera	La Palma	El Hierro	
ISLAND OF RESIDENCE	Lanzarote	25.7%	6.3%	14.0%	3.8%	0.8%	1.4%	5.0%	9.6%
	Fuerteventura	17.8%	12.0%	2.5%	4.1%	0.3%	1.8%	7.9%	4.9%
	Gran Canaria	16.0%	40.0%	51.3%	14.9%	12.2%	20.6%	14.7%	32.4%
	Tenerife	37.4%	14.4%	17.0%	49.1%	73.4%	30.0%	56.6%	32.3%
	La Gomera	0.0%	0.0%	0.8%	3.5%	5.9%	1.7%	5.9%	1.9%
	La Palma	2.9%	16.4%	12.1%	19.5%	0.3%	40.0%	6.9%	14.9%
	El Hierro	0.1%	10.8%	2.2%	5.2%	7.2%	4.5%	3.0%	4.0%
	CANARY ISLANDS	100%	100%	100%	100%	100%	100%	100%	100%

### Distribution by island of stay

		ISLAND OF STAY							CANARY ISLANDS
		Lanzarote	Fuerteventura	Gran Canaria	Tenerife	La Gomera	La Palma	El Hierro	
ISLAND OF RESIDENCE	Lanzarote	17.8%	5.2%	61.2%	14.6%	0.2%	0.4%	0.7%	100%
	Fuerteventura	24.4%	19.5%	22.0%	31.0%	0.2%	0.9%	2.1%	100%
	Gran Canaria	3.3%	9.8%	66.7%	17.0%	1.0%	1.6%	0.6%	100%
	Tenerife	7.7%	3.5%	22.1%	56.1%	6.0%	2.3%	2.2%	100%
	La Gomera	0.0%	0.0%	18.5%	67.2%	8.1%	2.2%	4.0%	100%
	La Palma	1.3%	8.8%	34.3%	48.3%	0.0%	6.7%	0.6%	100%
	El Hierro	0.2%	21.4%	22.6%	47.4%	4.7%	2.8%	1.0%	100%
	CANARY ISLANDS	6.7%	7.9%	42.1%	36.9%	2.6%	2.5%	1.3%	100%

## Canary Islands residents staying in tourist accommodation by island of stay

	Lanzarote	Fuerteventura	Gran Canaria	Tenerife	La Gomera	La Palma	El Hierro	Canary Islands
Jan-May 2023	37,002	39,723	164,279	146,637	15,128	12,452	4,101	<b>419,322</b>
Jan-May 2024	33,815	36,370	149,487	140,766	12,422	11,570	6,388	<b>390,818</b>
% tourist of the island	20.8%	25.1%	52.7%	47.0%	8.2%	33.0%	2.0%	100%
Change, 24-23	<b>-3,187</b>	<b>-3,353</b>	<b>-14,792</b>	<b>-5,871</b>	<b>-2,706</b>	<b>-882</b>	<b>2,287</b>	<b>-28,504</b>
Change, % 24-23	<b>-8.6%</b>	<b>-8.4%</b>	<b>-9.0%</b>	<b>-4.0%</b>	<b>-17.9%</b>	<b>-7.1%</b>	<b>55.8%</b>	<b>-6.8%</b>



## Canary Islands residents staying in tourist accommodation by island of residence and island of stay

ISLAND OF RESIDENCE	ISLAND OF STAY								CANARY ISLANDS
	Lanzarote	Fuerteventura	Gran Canaria	Tenerife	La Gomera	La Palma	El Hierro		
Lanzarote	<b>7,044</b>	3,152	21,922	4,573	50	154	232	<b>37,127</b>	
Fuerteventura	3,734	<b>9,133</b>	8,284	3,955	20	203	337	<b>25,666</b>	
Gran Canaria	8,870	11,830	<b>78,717</b>	17,485	1,403	3,043	1,261	<b>122,609</b>	
Tenerife	12,977	4,368	26,465	<b>66,186</b>	9,470	3,534	3,935	<b>126,935</b>	
La Gomera	15	921	645	8,511	<b>1,015</b>	394	317	<b>11,818</b>	
La Palma	1,077	4,744	10,554	31,344	79	<b>3,823</b>	176	<b>51,797</b>	
El Hierro	98	2,222	2,900	8,712	385	419	<b>130</b>	<b>14,866</b>	
<b>CANARY ISLANDS</b>	<b>33,815</b>	<b>36,370</b>	<b>149,487</b>	<b>140,766</b>	<b>12,422</b>	<b>11,570</b>	<b>6,388</b>	<b>390,818</b>	

## Year on year variation: January - May 2024/2023

ISLAND OF RESIDENCE	ISLAND OF STAY								CANARY ISLANDS
	Lanzarote	Fuerteventura	Gran Canaria	Tenerife	La Gomera	La Palma	El Hierro		
Lanzarote	<b>-11.5%</b>	<b>-21.8%</b>	21.3%	47.5%	22.0%	<b>-63.7%</b>	91.7%	<b>10.0%</b>	
Fuerteventura	<b>-37.0%</b>	<b>-3.5%</b>	<b>-25.2%</b>	102.0%	900.0%	8.0%	287.4%	<b>-10.6%</b>	
Gran Canaria	<b>-1.6%</b>	<b>-26.3%</b>	<b>-26.5%</b>	<b>-23.6%</b>	<b>-18.3%</b>	3.2%	123.6%	<b>-23.5%</b>	
Tenerife	16.5%	56.1%	23.3%	<b>-24.7%</b>	<b>-23.2%</b>	2.3%	104.0%	<b>-10.0%</b>	
La Gomera	<b>-93.0%</b>	-	<b>-33.8%</b>	62.7%	<b>72.0%</b>	50.4%	<b>-14.8%</b>	<b>54.6%</b>	
La Palma	<b>-49.4%</b>	<b>-22.6%</b>	141.5%	57.2%	<b>-80.3%</b>	<b>-12.3%</b>	<b>-82.6%</b>	<b>35.1%</b>	
El Hierro	<b>-84.3%</b>	78.5%	132.2%	54.8%	839.0%	<b>-48.5%</b>	<b>664.7%</b>	<b>54.5%</b>	
<b>CANARY ISLANDS</b>	<b>-8.6%</b>	<b>-8.4%</b>	<b>-9.0%</b>	<b>-4.0%</b>	<b>-17.9%</b>	<b>-7.1%</b>	<b>55.8%</b>	<b>-6.8%</b>	

## Canary Islands residents travelling to other islands (residents of each island are excluded)

	Lanzarote	Fuerteventura	Gran Canaria	Tenerife	La Gomera	La Palma	El Hierro	Canary Islands
Outbound tourism	30,083	16,533	43,892	60,749	10,803	47,974	14,736	<b>224,770</b>
Year on year variation (%)	16.6%	<b>-14.1%</b>	<b>-17.5%</b>	14.3%	53.2%	41.2%	53.5%	11.3%
Inbound tourism	26,771	27,237	70,770	74,580	11,407	7,747	6,258	<b>224,770</b>
Year on year variation (%)	<b>-7.8%</b>	<b>-10.0%</b>	23.7%	27.0%	<b>-21.5%</b>	<b>-4.3%</b>	53.2%	11.3%
Net balance	<b>-3,312</b>	10,704	26,878	13,831	604	<b>-40,227</b>	<b>-8,478</b>	<b>0</b>

## Distribution by island of residence

ISLAND OF RESIDENCE	ISLAND OF STAY								CANARY ISLANDS
	Lanzarote	Fuerteventura	Gran Canaria	Tenerife	La Gomera	La Palma	El Hierro		
Lanzarote	<b>20.8%</b>	8.7%	14.7%	3.2%	0.4%	1.3%	3.6%	<b>9.5%</b>	
Fuerteventura	11.0%	<b>25.1%</b>	5.5%	2.8%	0.2%	1.8%	5.3%	<b>6.6%</b>	
Gran Canaria	26.2%	32.5%	<b>52.7%</b>	12.4%	11.3%	26.3%	19.7%	<b>31.4%</b>	
Tenerife	38.4%	12.0%	17.7%	<b>47.0%</b>	76.2%	30.5%	61.6%	<b>32.5%</b>	
La Gomera	0.0%	2.5%	0.4%	6.0%	<b>8.2%</b>	3.4%	5.0%	<b>3.0%</b>	
La Palma	3.2%	13.0%	7.1%	22.3%	0.6%	<b>33.0%</b>	2.8%	<b>13.3%</b>	
El Hierro	0.3%	6.1%	1.9%	6.2%	3.1%	3.6%	<b>2.0%</b>	<b>3.8%</b>	
<b>CANARY ISLANDS</b>	<b>100%</b>	<b>100%</b>	<b>100%</b>	<b>100%</b>	<b>100%</b>	<b>100%</b>	<b>100%</b>	<b>100%</b>	

## Distribution by island of stay

ISLAND OF RESIDENCE	ISLAND OF STAY								CANARY ISLANDS
	Lanzarote	Fuerteventura	Gran Canaria	Tenerife	La Gomera	La Palma	El Hierro		
Lanzarote	<b>19.0%</b>	8.5%	59.0%	12.3%	0.1%	0.4%	0.6%	<b>100%</b>	
Fuerteventura	14.5%	<b>35.6%</b>	32.3%	15.4%	0.1%	0.8%	1.3%	<b>100%</b>	
Gran Canaria	7.2%	9.6%	<b>64.2%</b>	14.3%	1.1%	2.5%	1.0%	<b>100%</b>	
Tenerife	10.2%	3.4%	20.8%	<b>52.1%</b>	7.5%	2.8%	3.1%	<b>100%</b>	
La Gomera	0.1%	7.8%	5.5%	72.0%	<b>8.6%</b>	3.3%	2.7%	<b>100%</b>	
La Palma	2.1%	9.2%	20.4%	60.5%	0.2%	<b>7.4%</b>	0.3%	<b>100%</b>	
El Hierro	0.7%	14.9%	19.5%	58.6%	2.6%	2.8%	<b>0.9%</b>	<b>100%</b>	
<b>CANARY ISLANDS</b>	<b>8.7%</b>	<b>9.3%</b>	<b>38.2%</b>	<b>36.0%</b>	<b>3.2%</b>	<b>3.0%</b>	<b>1.6%</b>	<b>100%</b>	