
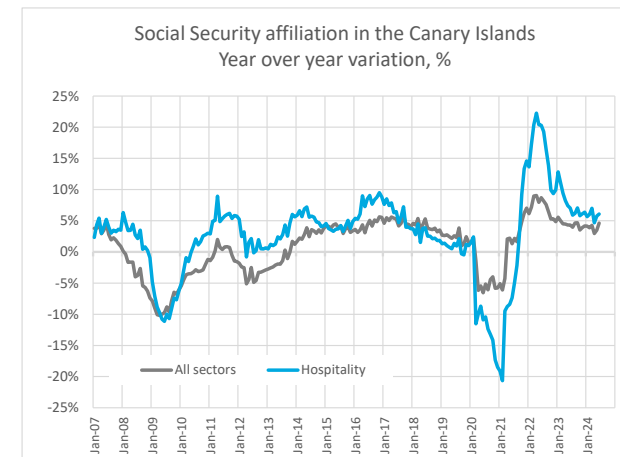
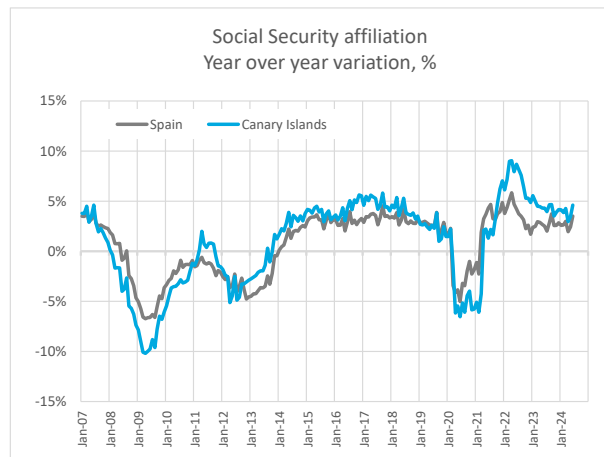


Employment data: Social Security affiliation and unemployment Canary Islands (June 2024)



Social Security affiliation

	Spain: All sectors	Canary Islands: All sectors	Canary Islands: hospitality and travel agencies
May-23	20,715,284	874,660	158,715
Jun-23	20,597,244	866,713	158,955
May-24	21,219,318	905,105	167,823
Jun-24	21,320,405	906,661	168,612
Month over month variation	101,087	1,556	789
Month over month variation (%)	0.5%	0.2%	0.5%
Year over year variation	723,161	39,948	9,657
Year over year variation (%)	3.5%	4.6%	6.1%



Unemployment

	Spain: All sectors	Canary Islands: All sectors	Canary Islands: hospitality and travel agencies
May-23	2,739,110	176,552	27,111
Jun-23	2,688,842	174,019	26,515
May-24	2,607,850	166,064	25,647
Jun-24	2,561,067	164,460	25,377
Month over month variation	-46,783	-1,604	-270
Month over month variation (%)	-1.8%	-1.0%	-1.1%
Year over year variation	-127,775	-9,559	-1,138
Year over year variation (%)	-4.8%	-5.5%	-4.3%

