

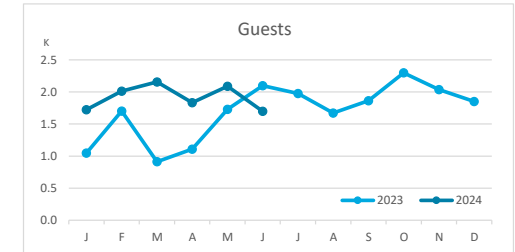
Main tourist accommodation indicators

EL HIERRO (January - June 2024)



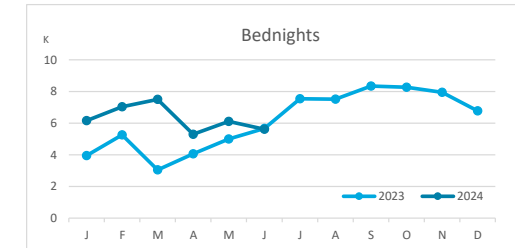
GUESTS BY ACCOMMODATION TYPE (*)

	Breakdown by accommodation type											
	TOTAL				Hotels				Apartments			
	Abroad	Mainland	Canary Islands	Total	Abroad	Mainland	Canary Islands	Total	Abroad	Mainland	Canary Islands	Total
Jan - Jun 23	1,585	1,139	5,870	8,594	1,199	875	2,618	4,692	386	264	3,252	3,902
Jan - Jun 24	2,052	1,790	7,667	11,509	1,838	1,622	4,679	8,139	214	168	2,988	3,370
Change	467	651	1,797	2,915	639	747	2,061	3,447	-172	-96	-264	-532
Change, %	29.5%	57.2%	30.6%	33.9%	53.3%	85.4%	78.7%	73.5%	-44.6%	-36.4%	-8.1%	-13.6%



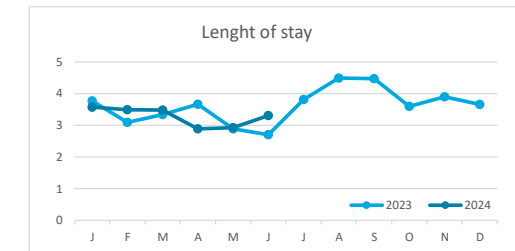
BEDNIGHTS

	Breakdown by accommodation type											
	TOTAL				Hotels				Apartments			
	Abroad	Mainland	Canary Islands	Total	Abroad	Mainland	Canary Islands	Total	Abroad	Mainland	Canary Islands	Total
Jan - Jun 23	6,473	4,197	16,296	26,966	4,281	2,834	5,628	12,743	2,192	1,363	10,668	14,223
Jan - Jun 24	9,035	6,573	22,103	37,711	7,178	5,557	11,682	24,417	1,857	1,016	10,421	13,294
Change	2,562	2,376	5,807	10,745	2,897	2,723	6,054	11,674	-335	-347	-247	-929
Change, %	39.6%	56.6%	35.6%	39.8%	67.7%	96.1%	107.6%	91.6%	-15.3%	-25.5%	-2.3%	-6.5%

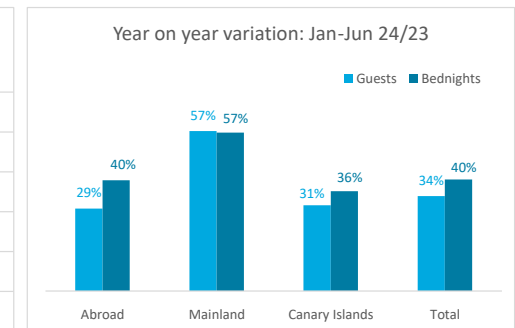
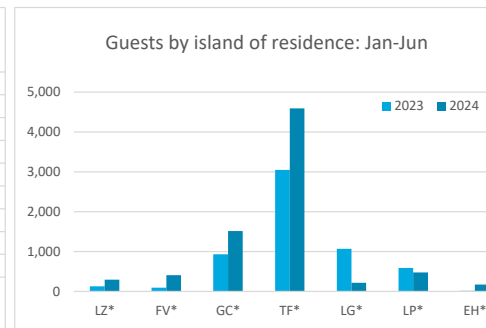
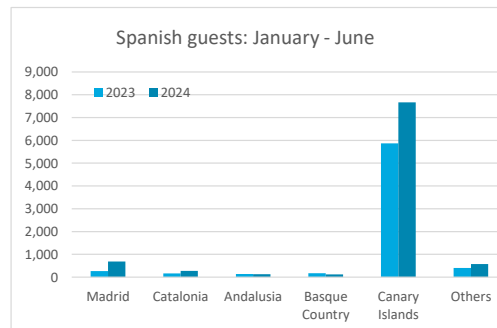
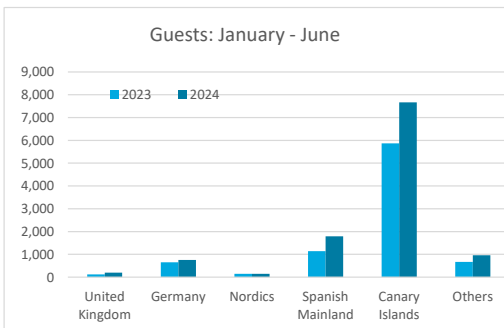


LENGHT OF STAY

	Breakdown by accommodation type											
	TOTAL				Hotels				Apartments			
	Abroad	Mainland	Canary Islands	Total	Abroad	Mainland	Canary Islands	Total	Abroad	Mainland	Canary Islands	Total
Jan - Jun 23	4.1	3.7	2.8	3.1	3.6	3.2	2.1	2.7	5.7	5.2	3.3	3.6
Jan - Jun 24	4.4	3.7	2.9	3.3	3.9	3.4	2.5	3.0	8.7	6.0	3.5	3.9
Change	0.3	0.0	0.1	0.1	0.3	0.2	0.3	0.3	3.0	0.9	0.2	0.3



GUESTS AND BEDNIGHTS BY PLACE OF RESIDENCE



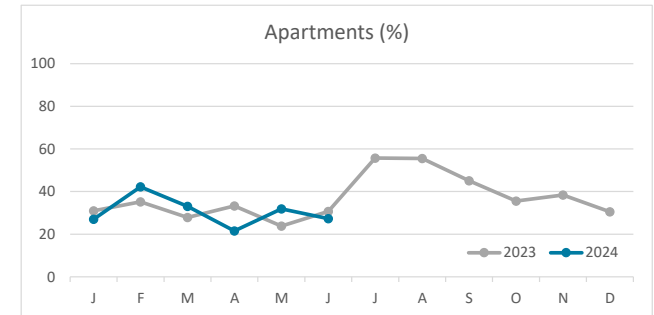
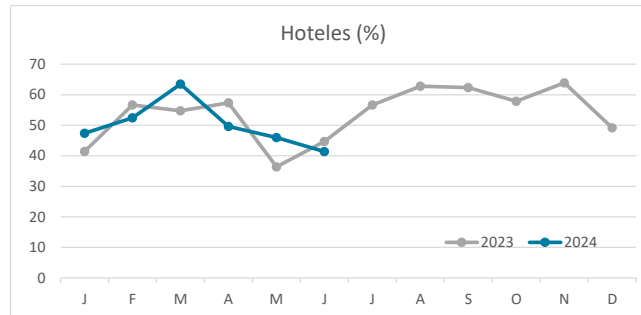
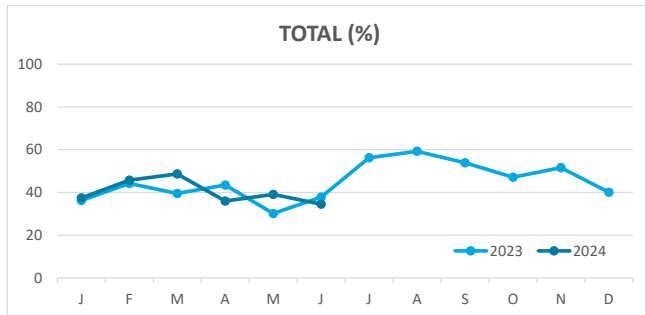
Note: LZ* (Lanzarote), FV* (Fuerteventura), GC* (Gran Canaria), TF* (Tenerife), LG* (La Gomera), LP* (La Palma) and EH* (El Hierro).

Main tourist accommodation indicators

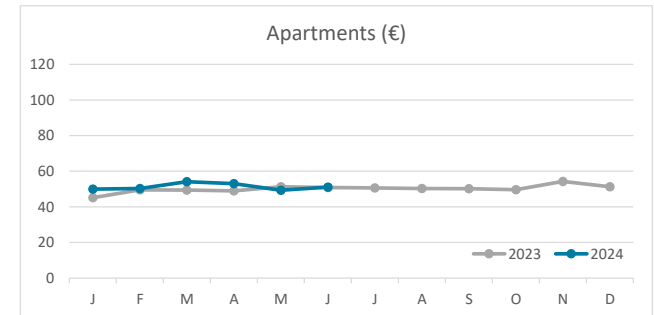
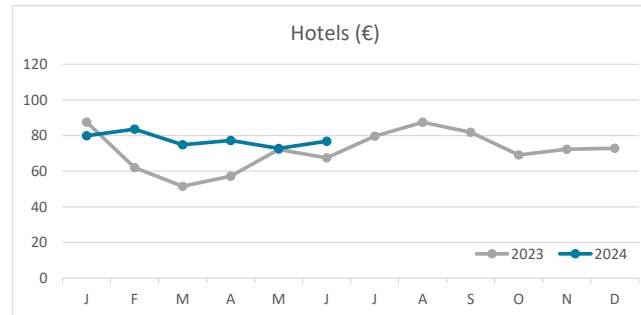
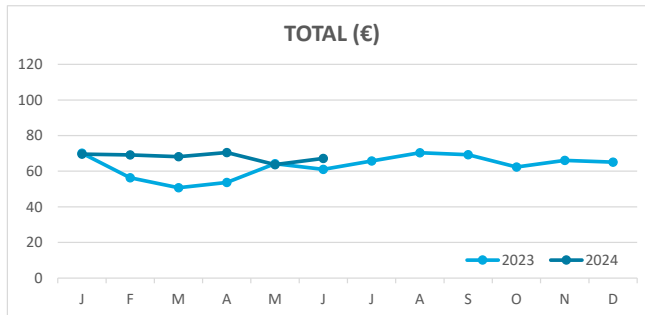
EL HIERRO (January - June 2024)



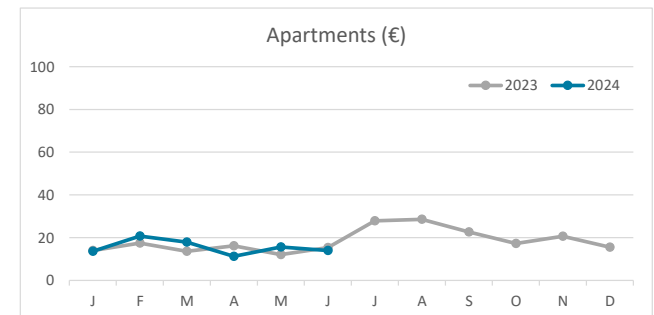
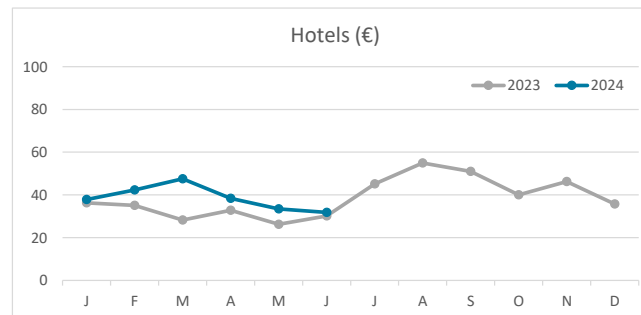
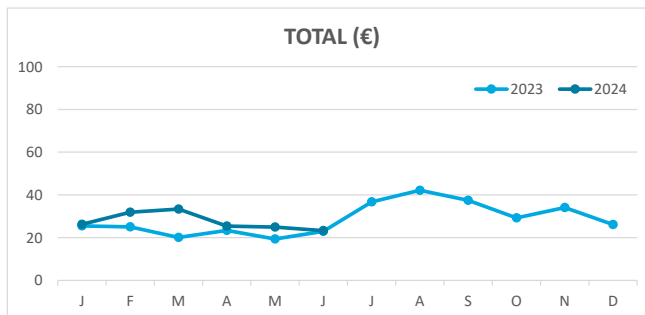
OCCUPANCY RATE PER ROOM / APARTMENT



ADR (Average Daily Rate)



REVPAR (Revenue Per Available Room)



Note: "Guests indicator" refers to number of guests checking in as new arrivals.
 Source: Encuestas de Alojamiento Turístico (ISTAC)