

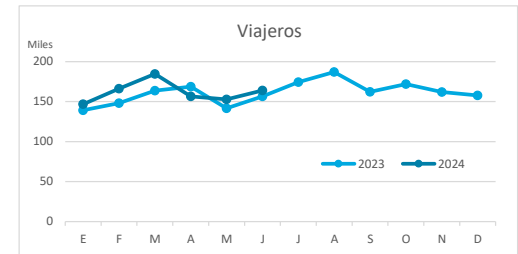
# Principales indicadores de alojamiento turístico

## FUERTEVENTURA (hasta junio de 2024)



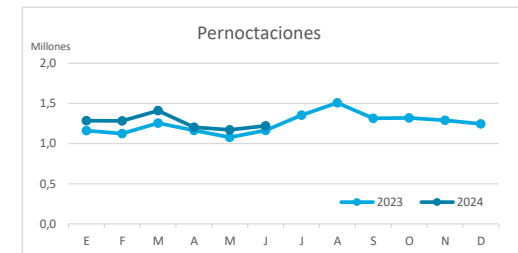
### VIAJEROS EN ALOJAMIENTO TURÍSTICO

	Detalle según tipo de alojamiento											
	TOTAL				Hotelero				Extrahotelero			
	Extranjeros	Peninsulares	Canarios	Total	Extranjeros	Peninsulares	Canarios	Total	Extranjeros	Peninsulares	Canarios	Total
ene-jun23	810.561	56.345	51.237	<b>918.143</b>	743.893	48.689	41.447	<b>834.029</b>	66.668	7.656	9.790	<b>84.114</b>
ene-jun24	859.924	62.749	48.368	<b>971.041</b>	776.044	54.238	38.683	<b>868.965</b>	83.880	8.511	9.685	<b>102.076</b>
Dif	49.363	6.404	-2.869	<b>52.898</b>	32.151	5.549	-2.764	<b>34.936</b>	17.212	855	-105	<b>17.962</b>
Dif, %	6,1%	11,4%	-5,6%	<b>5,8%</b>	4,3%	11,4%	-6,7%	<b>4,2%</b>	25,8%	11,2%	-1,1%	<b>21,4%</b>



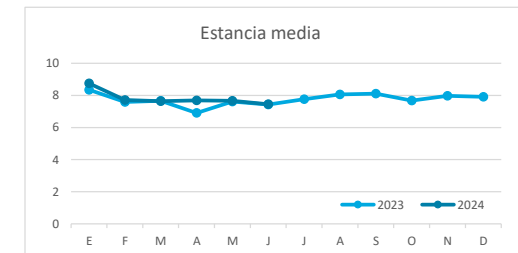
### PERNOCTACIONES

	Detalle según tipo de alojamiento											
	TOTAL				Hotelero				Extrahotelero			
	Extranjeros	Peninsulares	Canarios	Total	Extranjeros	Peninsulares	Canarios	Total	Extranjeros	Peninsulares	Canarios	Total
ene-jun23	6.474.119	263.083	212.570	<b>6.949.772</b>	5.807.250	228.228	169.181	<b>6.204.659</b>	666.869	34.855	43.389	<b>745.113</b>
ene-jun24	6.955.348	352.477	267.099	<b>7.574.924</b>	6.164.133	297.004	224.747	<b>6.685.884</b>	791.215	55.473	42.352	<b>889.040</b>
Dif	481.229	89.394	54.529	<b>625.152</b>	356.883	68.776	55.566	<b>481.225</b>	124.346	20.618	-1.037	<b>143.927</b>
Dif, %	7,4%	34,0%	25,7%	<b>9,0%</b>	6,1%	30,1%	32,8%	<b>7,8%</b>	18,6%	59,2%	-2,4%	<b>19,3%</b>

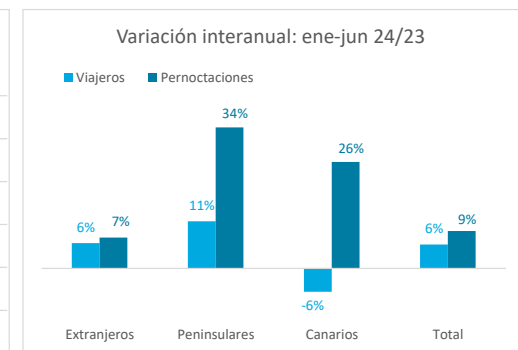
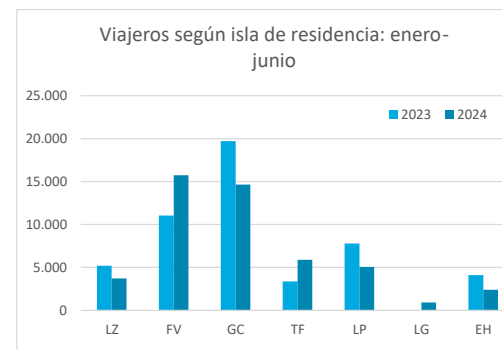
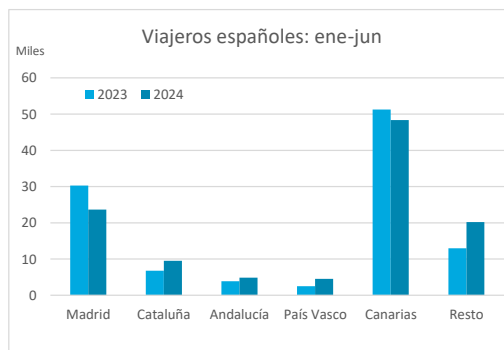
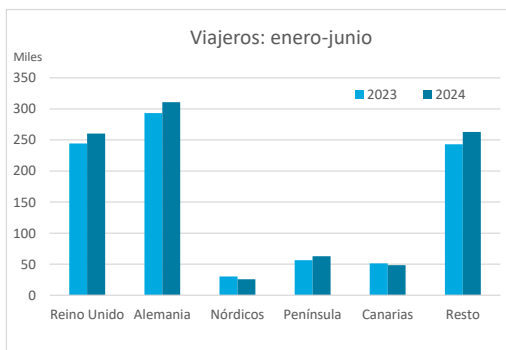


### ESTANCIA MEDIA

	Detalle según tipo de alojamiento											
	TOTAL				Hotelero				Extrahotelero			
	Extranjeros	Peninsulares	Canarios	Total	Extranjeros	Peninsulares	Canarios	Total	Extranjeros	Peninsulares	Canarios	Total
ene-jun23	8,0	4,7	4,1	<b>7,6</b>	7,8	4,7	4,1	<b>7,4</b>	10,0	4,6	4,4	<b>8,9</b>
ene-jun24	8,1	5,6	5,5	<b>7,8</b>	7,9	5,5	5,8	<b>7,7</b>	9,4	6,5	4,4	<b>8,7</b>
Dif	0,1	0,9	1,4	<b>0,2</b>	0,1	0,8	1,7	<b>0,3</b>	-0,6	2,0	-0,1	<b>-0,1</b>



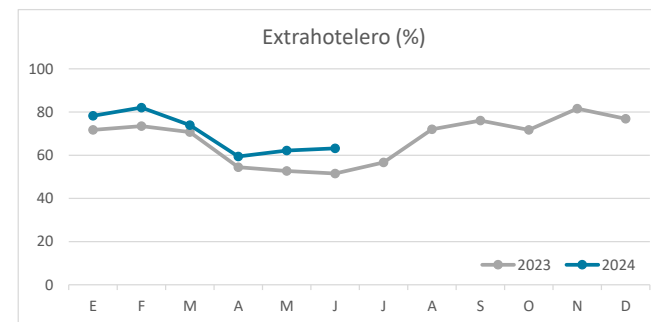
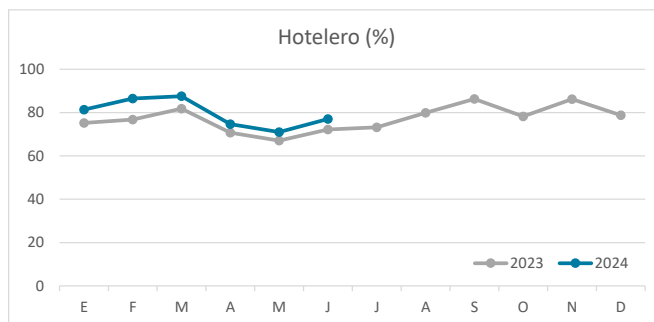
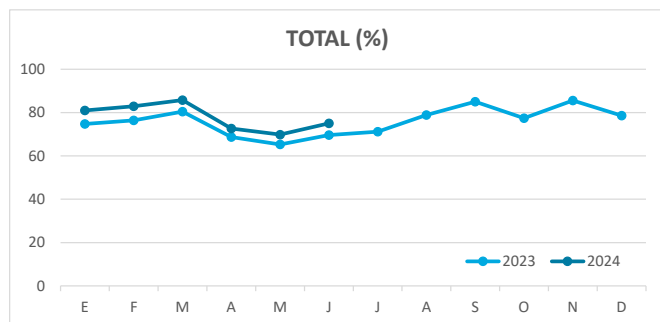
### DETALLE VIAJEROS Y PERNOCTACIONES SEGÚN LUGAR DE RESIDENCIA



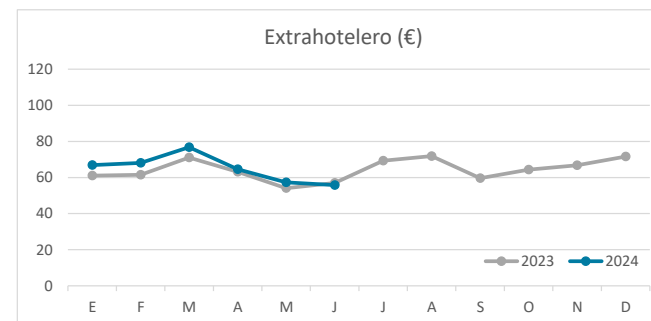
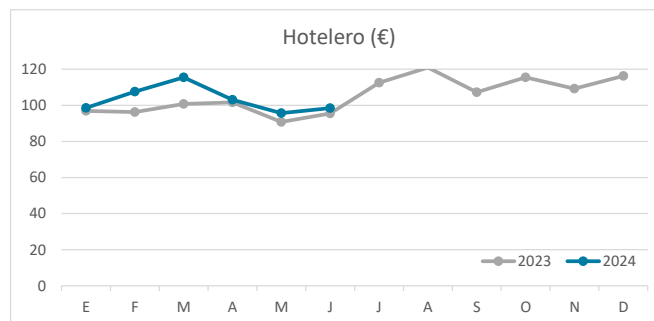
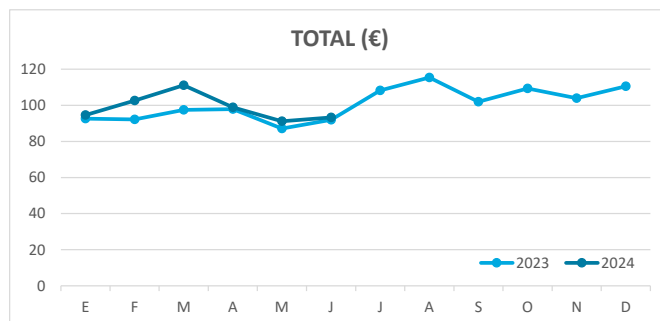


# Principales indicadores de alojamiento turístico FUERTEVENTURA (hasta junio de 2024)

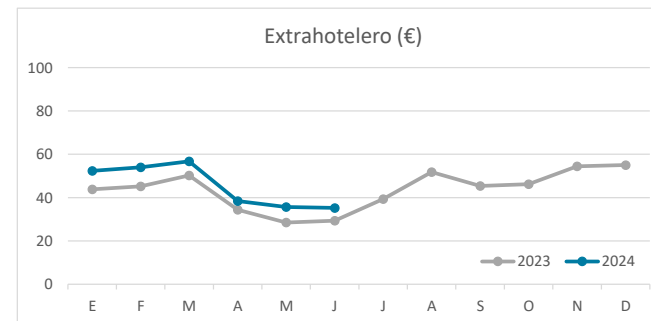
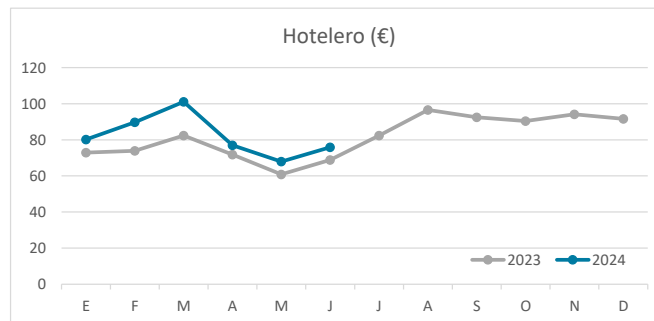
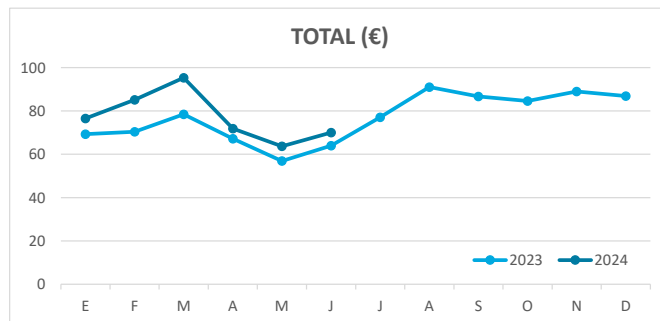
## ÍNDICE DE OCUPACIÓN POR HABITACIÓN / APARTAMENTO



## ADR (tarifa media diaria)



## REVPAR (ingreso por habitación/apartamento disponible)



Nota: el indicador de viajeros se refiere a viajeros entrados.  
Fuente: Encuestas de Alojamiento Turístico (ISTAC)