

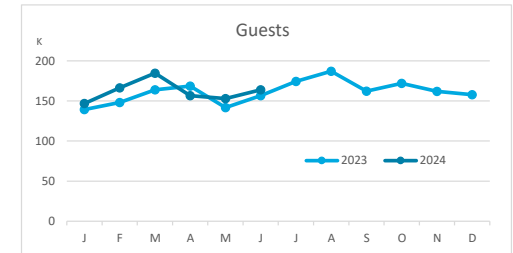
# Main tourist accommodation indicators

## FUERTEVENTURA (January - June 2024)



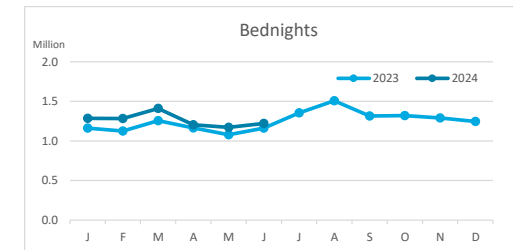
### GUESTS BY ACCOMMODATION TYPE (\*)

	Breakdown by accommodation type											
	TOTAL				Hotels				Apartments			
	Abroad	Mainland	Canary Islands	Total	Abroad	Mainland	Canary Islands	Total	Abroad	Mainland	Canary Islands	Total
Jan - Jun 23	810,561	56,345	51,237	<b>918,143</b>	743,893	48,689	41,447	<b>834,029</b>	66,668	7,656	9,790	<b>84,114</b>
Jan - Jun 24	859,924	62,749	48,368	<b>971,041</b>	776,044	54,238	38,683	<b>868,965</b>	83,880	8,511	9,685	<b>102,076</b>
Change	49,363	6,404	-2,869	<b>52,898</b>	32,151	5,549	-2,764	<b>34,936</b>	17,212	855	-105	<b>17,962</b>
Change, %	6.1%	11.4%	-5.6%	<b>5.8%</b>	4.3%	11.4%	-6.7%	<b>4.2%</b>	25.8%	11.2%	-1.1%	<b>21.4%</b>



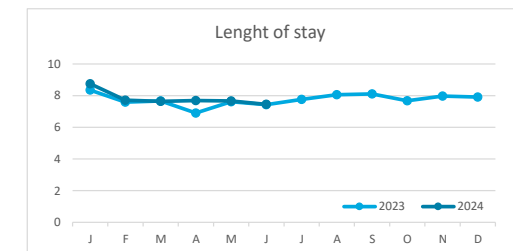
### BEDNIGHTS

	Breakdown by accommodation type											
	TOTAL				Hotels				Apartments			
	Abroad	Mainland	Canary Islands	Total	Abroad	Mainland	Canary Islands	Total	Abroad	Mainland	Canary Islands	Total
Jan - Jun 23	6,474,119	263,083	212,570	<b>6,949,772</b>	5,807,250	228,228	169,181	<b>6,204,659</b>	666,869	34,855	43,389	<b>745,113</b>
Jan - Jun 24	6,955,348	352,477	267,099	<b>7,574,924</b>	6,164,133	297,004	224,747	<b>6,685,884</b>	791,215	55,473	42,352	<b>889,040</b>
Change	481,229	89,394	54,529	<b>625,152</b>	356,883	68,776	55,566	<b>481,225</b>	124,346	20,618	-1,037	<b>143,927</b>
Change, %	7.4%	34.0%	25.7%	<b>9.0%</b>	6.1%	30.1%	32.8%	<b>7.8%</b>	18.6%	59.2%	-2.4%	<b>19.3%</b>

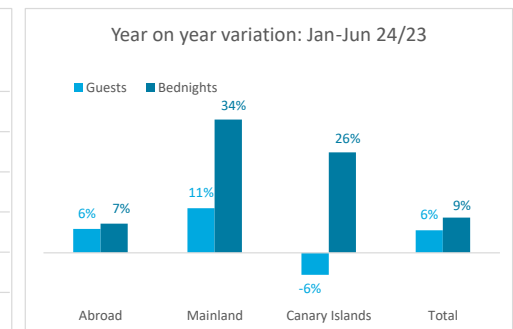
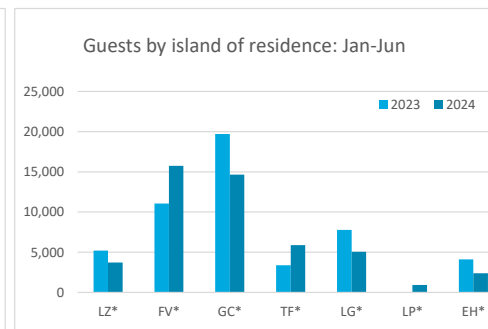
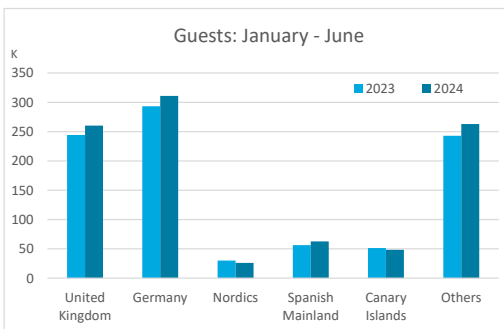


### LENGHT OF STAY

	Breakdown by accommodation type											
	TOTAL				Hotels				Apartments			
	Abroad	Mainland	Canary Islands	Total	Abroad	Mainland	Canary Islands	Total	Abroad	Mainland	Canary Islands	Total
Jan - Jun 23	8.0	4.7	4.1	<b>7.6</b>	7.8	4.7	4.1	<b>7.4</b>	10.0	4.6	4.4	<b>8.9</b>
Jan - Jun 24	8.1	5.6	5.5	<b>7.8</b>	7.9	5.5	5.8	<b>7.7</b>	9.4	6.5	4.4	<b>8.7</b>
Change	0.1	0.9	1.4	<b>0.2</b>	0.1	0.8	1.7	<b>0.3</b>	-0.6	2.0	-0.1	<b>-0.1</b>



### GUESTS AND BEDNIGHTS BY PLACE OF RESIDENCE



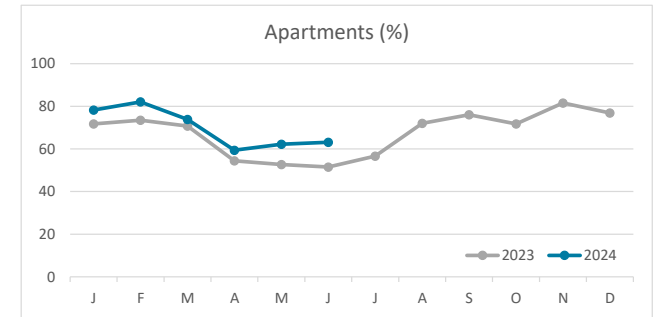
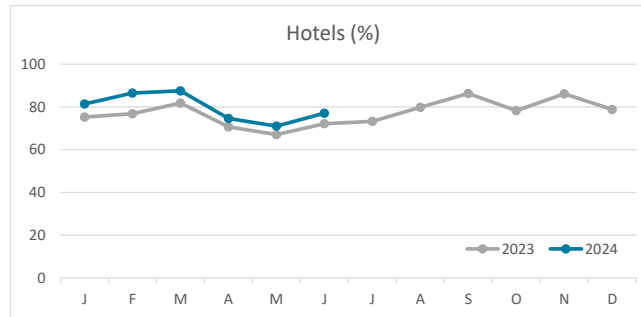
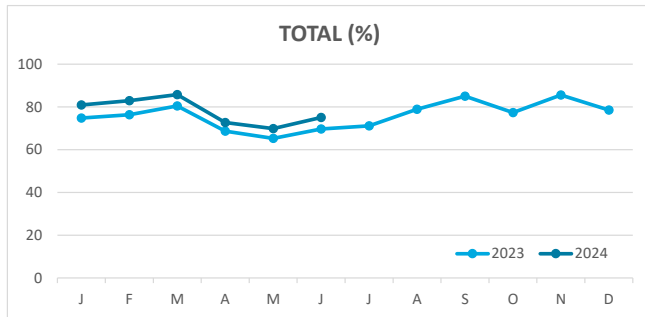
Note: LZ\* (Lanzarote), FV\* (Fuerteventura), GC\* (Gran Canaria), TF\* (Tenerife), LG\* (La Gomera), LP\* (La Palma) and EH\* (El Hierro).

# Main tourist accommodation indicators

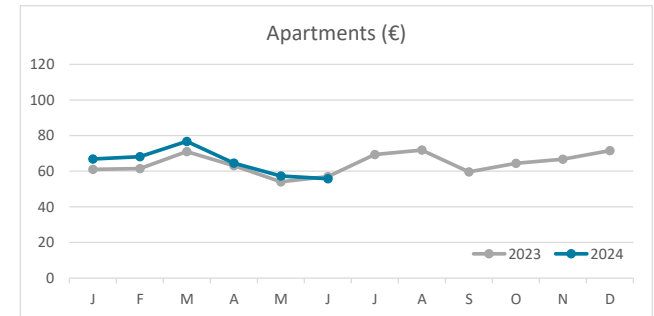
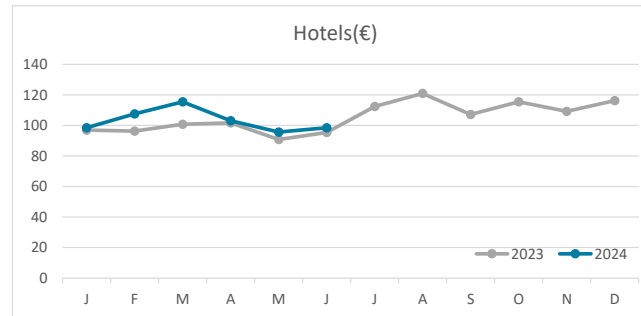
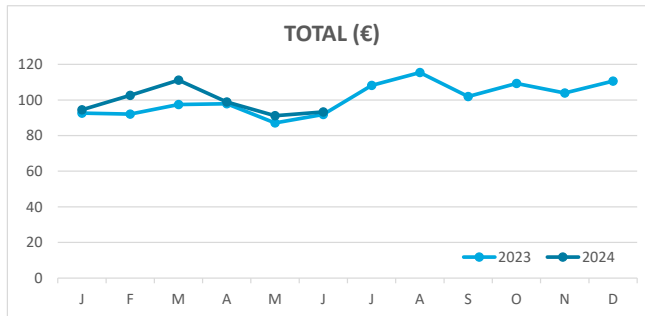
## FUERTEVENTURA (January - June 2024)



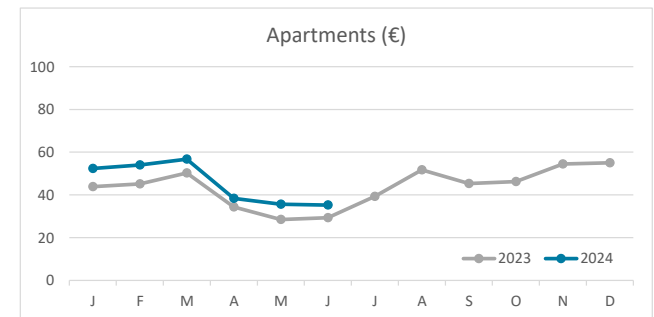
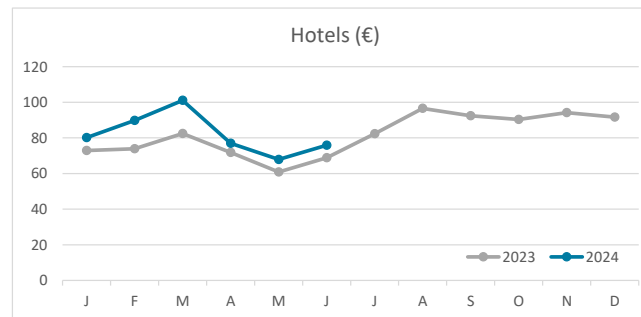
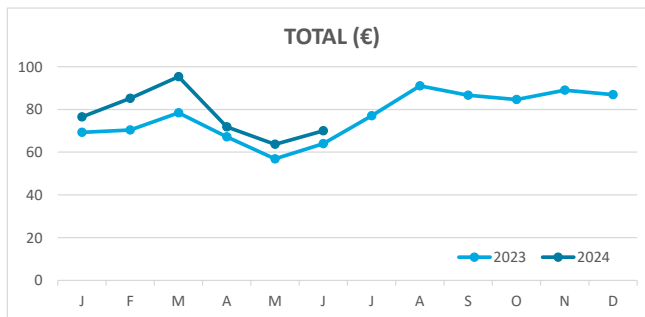
### OCCUPANCY RATE PER ROOM / APARTMENT



### ADR (Average Daily Rate)



### REVPAR (Revenue Per Available Room)



Note: "Guests indicator" refers to number of guests checking in as new arrivals.  
 Source: Encuestas de Alojamiento Turístico (ISTAC)