

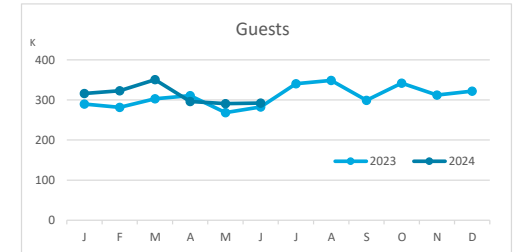
# Main tourist accommodation indicators

## GRAN CANARIA (January - June 2024)



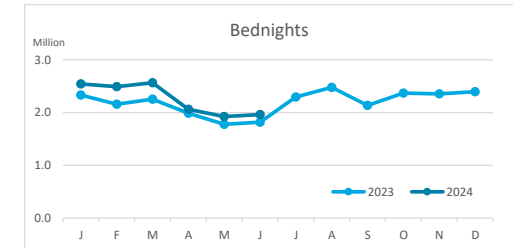
### GUESTS BY ACCOMMODATION TYPE (\*)

	Breakdown by accommodation type											
	TOTAL				Hotels				Apartments			
	Abroad	Mainland	Canary Islands	Total	Abroad	Mainland	Canary Islands	Total	Abroad	Mainland	Canary Islands	Total
Jan - Jun 23	1,344,071	162,284	229,486	<b>1,735,841</b>	1,037,047	142,965	156,344	<b>1,336,356</b>	307,024	19,319	73,142	<b>399,485</b>
Jan - Jun 24	1,493,590	169,656	205,346	<b>1,868,592</b>	1,132,937	147,744	144,655	<b>1,425,336</b>	360,653	21,912	60,691	<b>443,256</b>
Change	149,519	7,372	-24,140	<b>132,751</b>	95,890	4,779	-11,689	<b>88,980</b>	53,629	2,593	-12,451	<b>43,771</b>
Change, %	11.1%	4.5%	-10.5%	<b>7.6%</b>	9.2%	3.3%	-7.5%	<b>6.7%</b>	17.5%	13.4%	-17.0%	<b>11.0%</b>



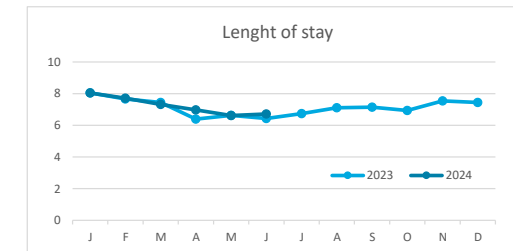
### BEDNIGHTS

	Breakdown by accommodation type											
	TOTAL				Hotels				Apartments			
	Abroad	Mainland	Canary Islands	Total	Abroad	Mainland	Canary Islands	Total	Abroad	Mainland	Canary Islands	Total
Jan - Jun 23	10,974,866	628,096	722,060	<b>12,325,022</b>	7,833,788	544,828	439,909	<b>8,818,525</b>	3,141,078	83,268	282,151	<b>3,506,497</b>
Jan - Jun 24	12,139,099	704,256	705,840	<b>13,549,195</b>	8,622,973	593,239	445,280	<b>9,661,492</b>	3,516,126	111,017	260,560	<b>3,887,703</b>
Change	1,164,233	76,160	-16,220	<b>1,224,173</b>	789,185	48,411	5,371	<b>842,967</b>	375,048	27,749	-21,591	<b>381,206</b>
Change, %	10.6%	12.1%	-2.2%	<b>9.9%</b>	10.1%	8.9%	1.2%	<b>9.6%</b>	11.9%	33.3%	-7.7%	<b>10.9%</b>

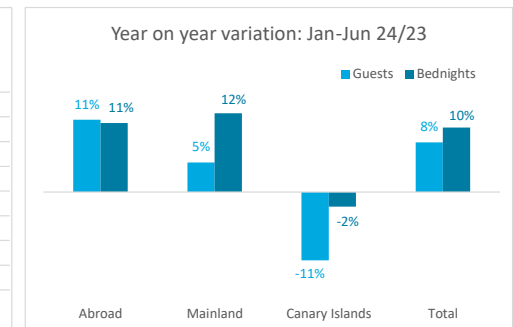
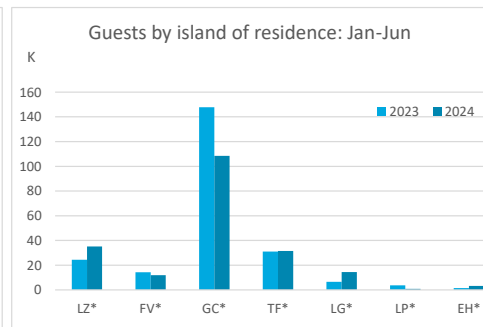
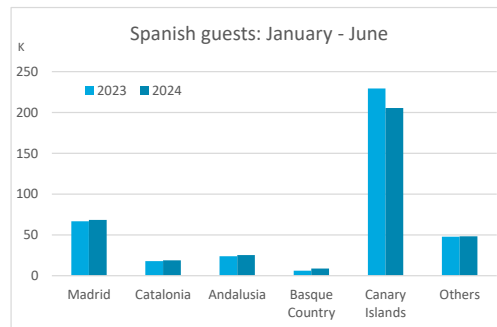
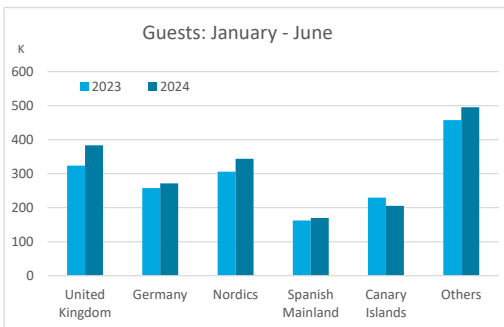


### LENGHT OF STAY

	Breakdown by accommodation type											
	TOTAL				Hotels				Apartments			
	Abroad	Mainland	Canary Islands	Total	Abroad	Mainland	Canary Islands	Total	Abroad	Mainland	Canary Islands	Total
Jan - Jun 23	8.2	3.9	3.1	<b>7.1</b>	7.6	3.8	2.8	<b>6.6</b>	10.2	4.3	3.9	<b>8.8</b>
Jan - Jun 24	8.1	4.2	3.4	<b>7.3</b>	7.6	4.0	3.1	<b>6.8</b>	9.7	5.1	4.3	<b>8.8</b>
Change	0.0	0.3	0.3	<b>0.2</b>	0.1	0.2	0.3	<b>0.2</b>	-0.5	0.8	0.4	<b>0.0</b>



### GUESTS AND BEDNIGHTS BY PLACE OF RESIDENCE

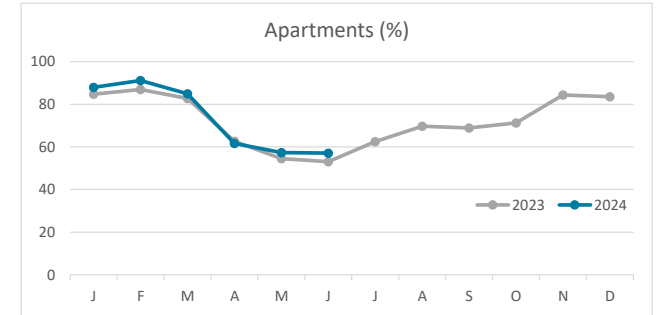
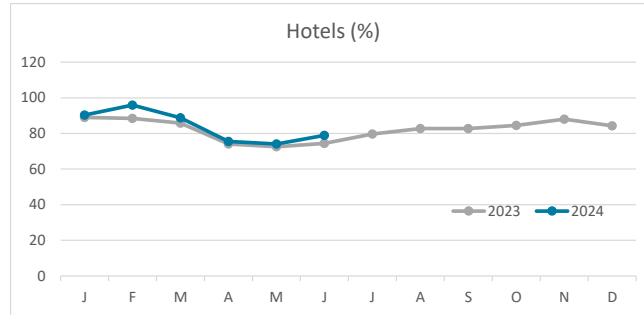
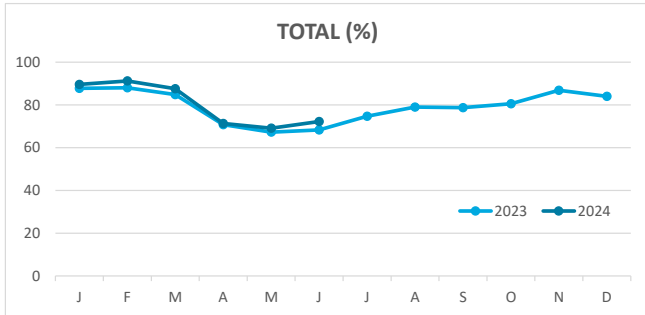


Note: LZ\* (Lanzarote), FV\* (Fuerteventura), GC\* (Gran Canaria), TF\* (Tenerife), LG\* (La Gomera), LP\* (La Palma) and EH\* (El Hierro).

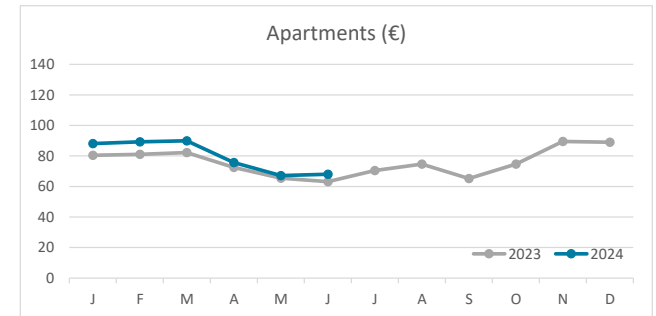
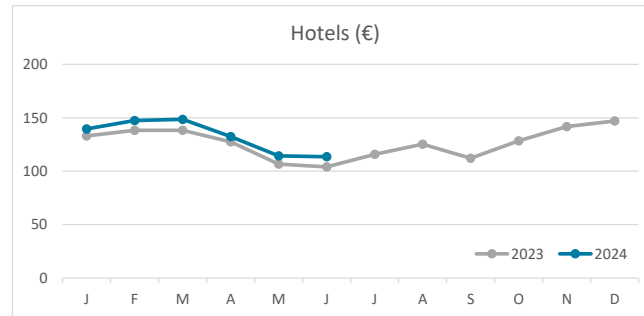
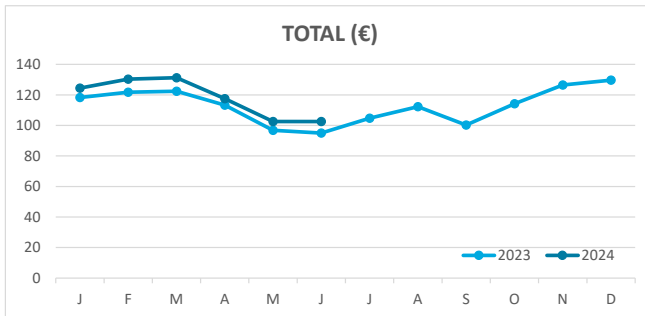
# Main tourist accommodation indicators GRAN CANARIA (January - June 2024)



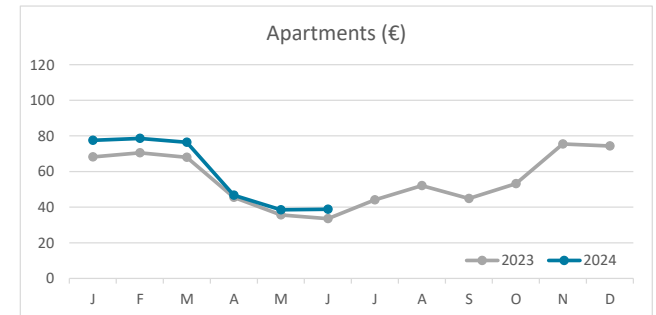
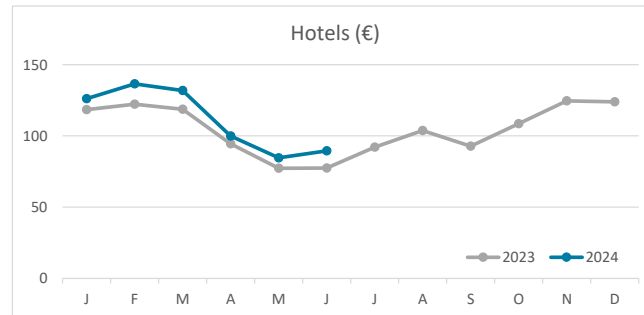
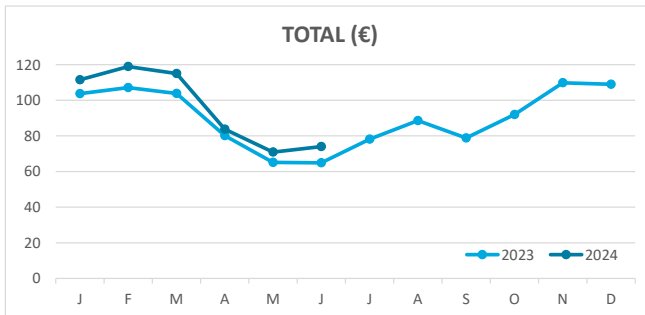
## OCCUPANCY RATE PER ROOM / APARTMENT



## ADR (Average Daily Rate)



## REVPAR (Revenue Per Available Room)



Note: "Guests indicator" refers to number of guests checking in as new arrivals.  
Source: Encuestas de Alojamiento Turístico (ISTAC)