

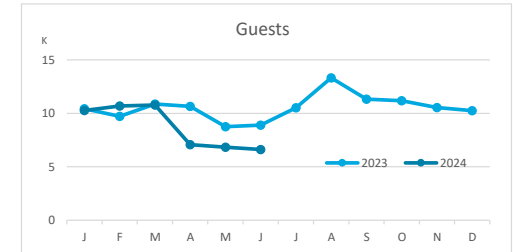
# Main tourist accommodation indicators

## LA GOMERA (January - June 2024)



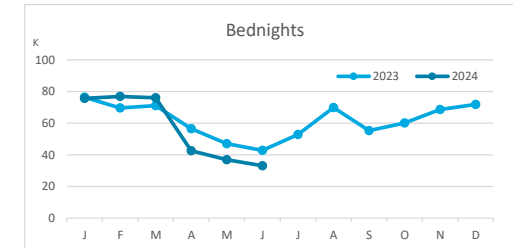
### GUESTS BY ACCOMMODATION TYPE (\*)

	Breakdown by accommodation type											
	TOTAL				Hotels				Apartments			
	Abroad	Mainland	Canary Islands	Total	Abroad	Mainland	Canary Islands	Total	Abroad	Mainland	Canary Islands	Total
Jan - Jun 23	36,871	1,987	20,448	<b>59,306</b>	24,445	1,590	14,950	<b>40,985</b>	12,426	397	5,498	<b>18,321</b>
Jan - Jun 24	34,082	1,698	16,471	<b>52,251</b>	21,481	1,004	9,512	<b>31,997</b>	12,601	694	6,959	<b>20,254</b>
Change	-2,789	-289	-3,977	<b>-7,055</b>	-2,964	-586	-5,438	<b>-8,988</b>	175	297	1,461	<b>1,933</b>
Change, %	-7.6%	-14.5%	-19.4%	<b>-11.9%</b>	-12.1%	-36.9%	-36.4%	<b>-21.9%</b>	1.4%	74.8%	26.6%	<b>10.6%</b>



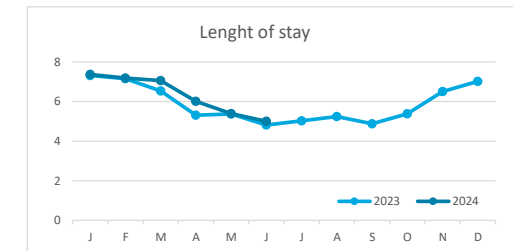
### BEDNIGHTS

	Breakdown by accommodation type											
	TOTAL				Hotels				Apartments			
	Abroad	Mainland	Canary Islands	Total	Abroad	Mainland	Canary Islands	Total	Abroad	Mainland	Canary Islands	Total
Jan - Jun 23	297,725	6,551	59,061	<b>363,337</b>	159,825	5,507	36,407	<b>201,739</b>	137,900	1,044	22,654	<b>161,598</b>
Jan - Jun 24	282,271	6,437	52,288	<b>340,996</b>	140,907	3,345	21,951	<b>166,203</b>	141,364	3,092	30,337	<b>174,793</b>
Change	-15,454	-114	-6,773	<b>-22,341</b>	-18,918	-2,162	-14,456	<b>-35,536</b>	3,464	2,048	7,683	<b>13,195</b>
Change, %	-5.2%	-1.7%	-11.5%	<b>-6.1%</b>	-11.8%	-39.3%	-39.7%	<b>-17.6%</b>	2.5%	196.2%	33.9%	<b>8.2%</b>

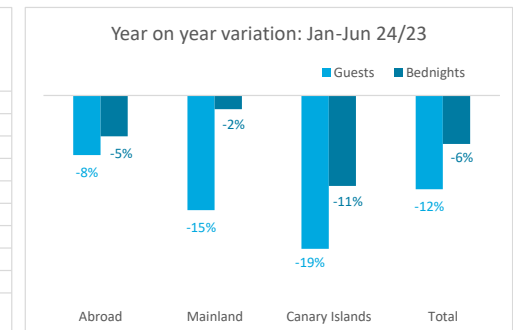
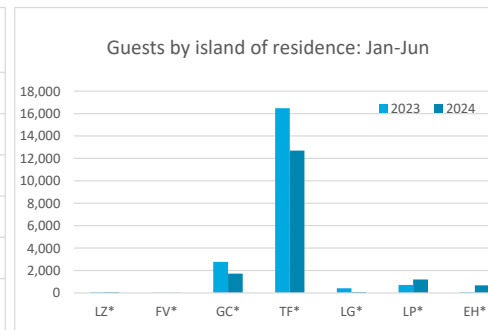
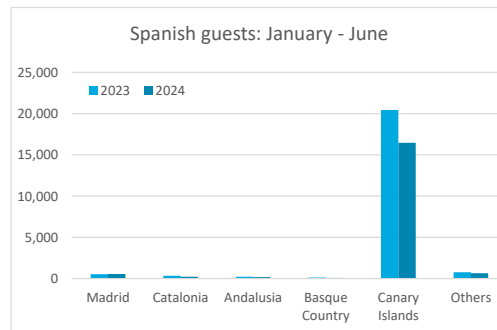
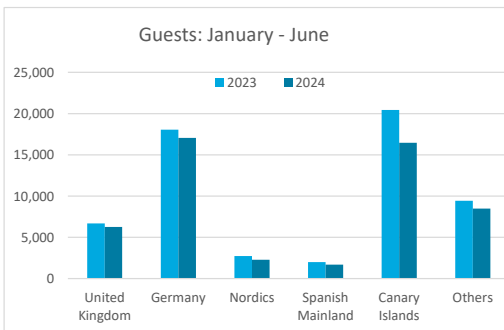


### LENGHT OF STAY

	Breakdown by accommodation type											
	TOTAL				Hotels				Apartments			
	Abroad	Mainland	Canary Islands	Total	Abroad	Mainland	Canary Islands	Total	Abroad	Mainland	Canary Islands	Total
Jan - Jun 23	8.1	3.3	2.9	<b>6.1</b>	6.5	3.5	2.4	<b>4.9</b>	11.1	2.6	4.1	<b>8.8</b>
Jan - Jun 24	8.3	3.8	3.2	<b>6.5</b>	6.6	3.3	2.3	<b>5.2</b>	11.2	4.5	4.4	<b>8.6</b>
Change	0.2	0.5	0.3	<b>0.4</b>	0.0	-0.1	-0.1	<b>0.3</b>	0.1	1.8	0.2	<b>-0.2</b>



### GUESTS AND BEDNIGHTS BY PLACE OF RESIDENCE



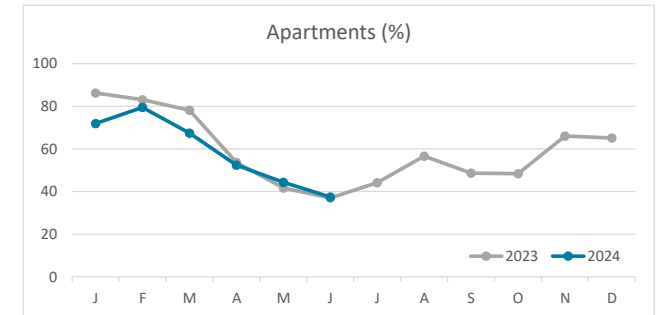
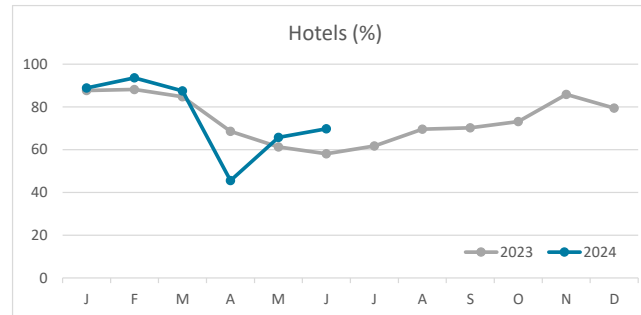
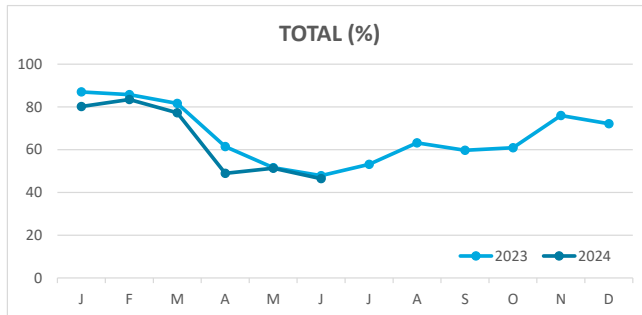
Note: LZ\* (Lanzarote), FV\* (Fuerteventura), GC\* (Gran Canaria), TF\* (Tenerife), LG\* (La Gomera), LP\* (La Palma) and EH\* (El Hierro).

# Main tourist accommodation indicators

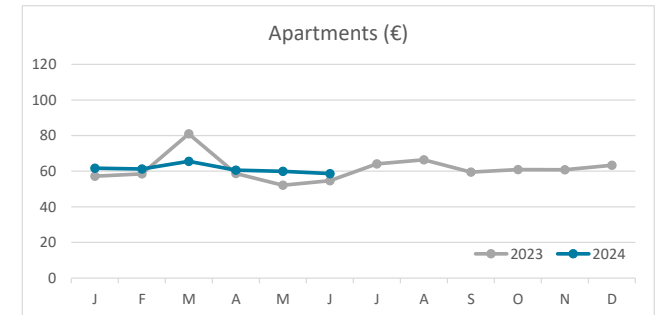
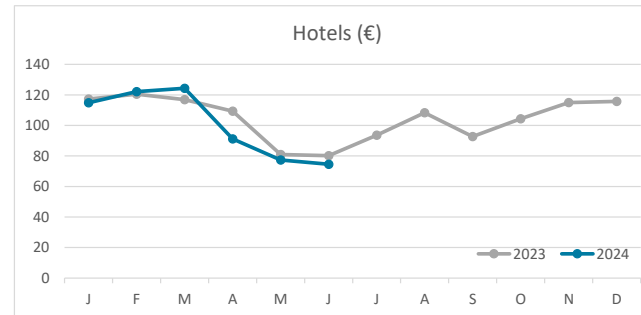
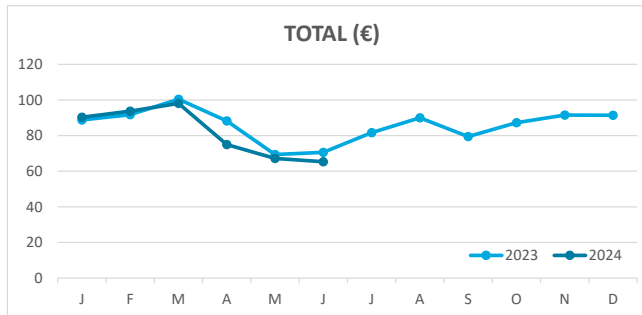
## LA GOMERA (January - June 2024)



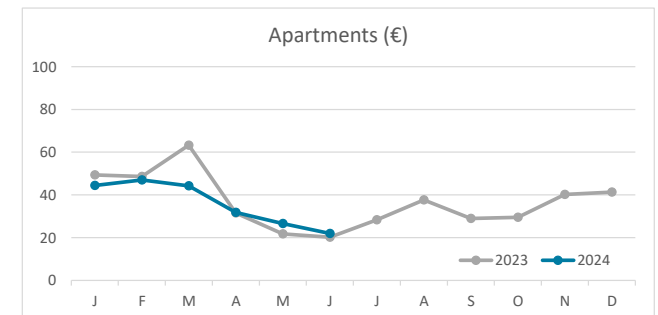
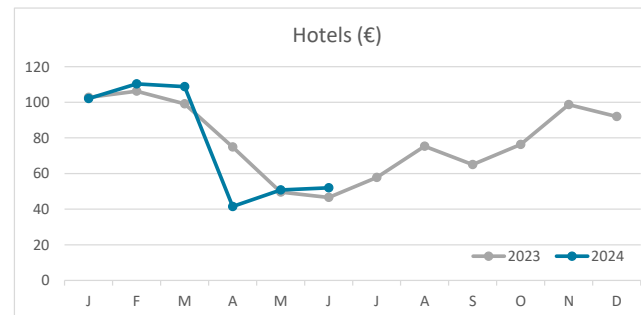
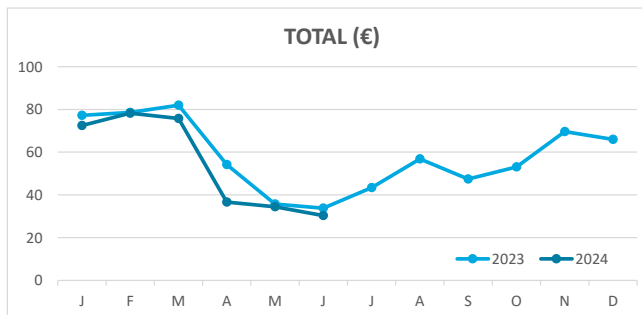
### OCCUPANCY RATE PER ROOM / APARTMENT



### ADR (Average Daily Rate)



### REVPAR (Revenue Per Available Room)



Note: "Guests indicator" refers to number of guests checking in as new arrivals.  
 Source: Encuestas de Alojamiento Turístico (ISTAC)