

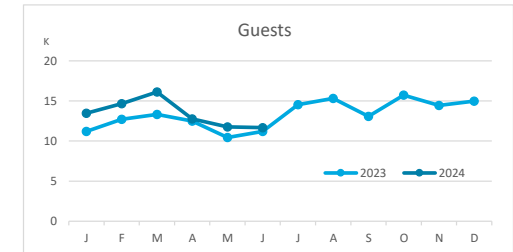
Main tourist accommodation indicators

LA PALMA (January - June 2024)



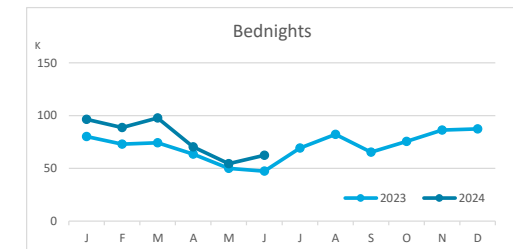
GUESTS BY ACCOMMODATION TYPE (*)

	Breakdown by accommodation type											
	TOTAL				Hotels				Apartments			
	Abroad	Mainland	Canary Islands	Total	Abroad	Mainland	Canary Islands	Total	Abroad	Mainland	Canary Islands	Total
Jan - Jun 23	36,041	19,667	15,654	71,362	27,419	17,443	9,045	53,907	8,622	2,224	6,609	17,455
Jan - Jun 24	46,677	19,450	14,301	80,428	33,540	17,406	8,357	59,303	13,137	2,044	5,944	21,125
Change	10,636	-217	-1,353	9,066	6,121	-37	-688	5,396	4,515	-180	-665	3,670
Change, %	29.5%	-1.1%	-8.6%	12.7%	22.3%	-0.2%	-7.6%	10.0%	52.4%	-8.1%	-10.1%	21.0%



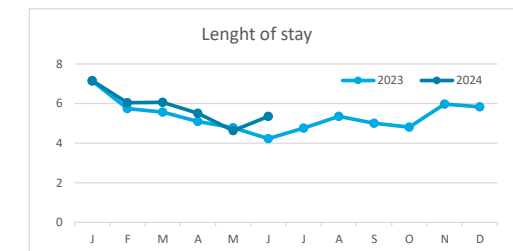
BEDNIGHTS

	Breakdown by accommodation type											
	TOTAL				Hotels				Apartments			
	Abroad	Mainland	Canary Islands	Total	Abroad	Mainland	Canary Islands	Total	Abroad	Mainland	Canary Islands	Total
Jan - Jun 23	262,877	72,824	52,443	388,144	178,002	61,673	29,297	268,972	84,875	11,151	23,146	119,172
Jan - Jun 24	354,629	74,675	40,700	470,004	226,218	65,064	22,067	313,349	128,411	9,611	18,633	156,655
Change	91,752	1,851	-11,743	81,860	48,216	3,391	-7,230	44,377	43,536	-1,540	-4,513	37,483
Change, %	34.9%	2.5%	-22.4%	21.1%	27.1%	5.5%	-24.7%	16.5%	51.3%	-13.8%	-19.5%	31.5%

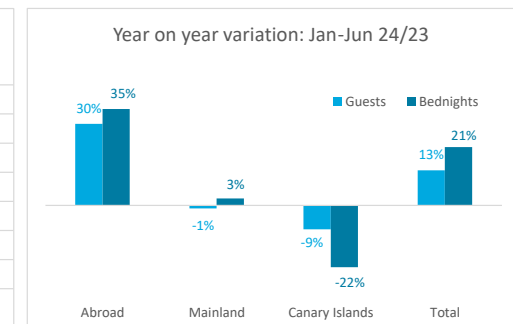
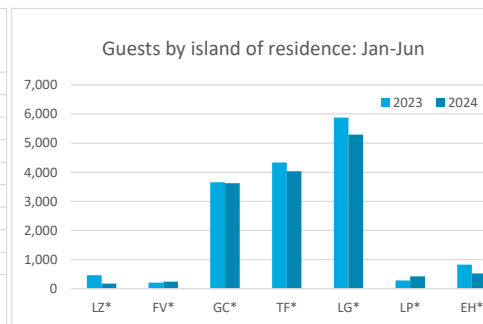
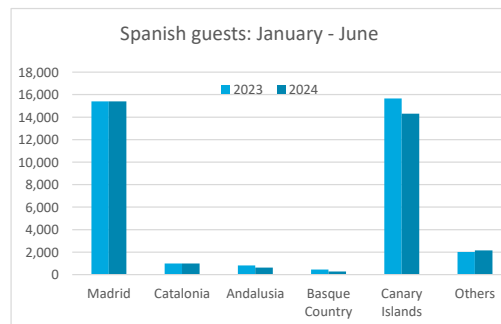
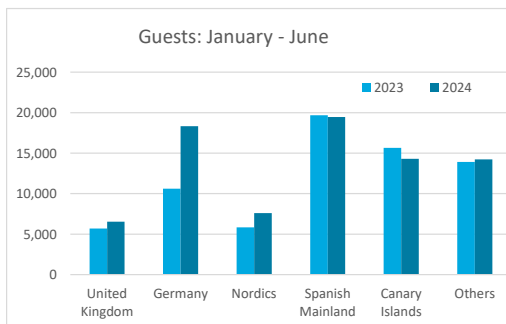


LENGHT OF STAY

	Breakdown by accommodation type											
	TOTAL				Hotels				Apartments			
	Abroad	Mainland	Canary Islands	Total	Abroad	Mainland	Canary Islands	Total	Abroad	Mainland	Canary Islands	Total
Jan - Jun 23	7.3	3.7	3.4	5.4	6.5	3.5	3.2	5.0	9.8	5.0	3.5	6.8
Jan - Jun 24	7.6	3.8	2.8	5.8	6.7	3.7	2.6	5.3	9.8	4.7	3.1	7.4
Change	0.3	0.1	-0.5	0.4	0.3	0.2	-0.6	0.3	-0.1	-0.3	-0.4	0.6



GUESTS AND BEDNIGHTS BY PLACE OF RESIDENCE



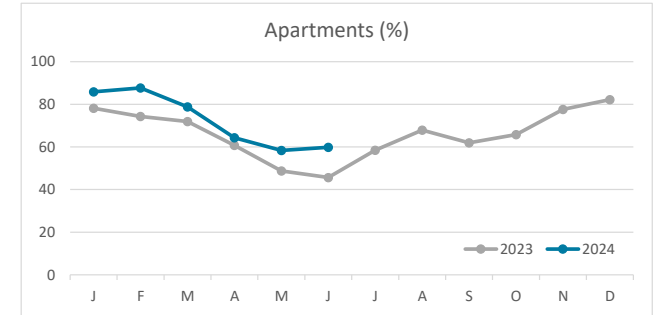
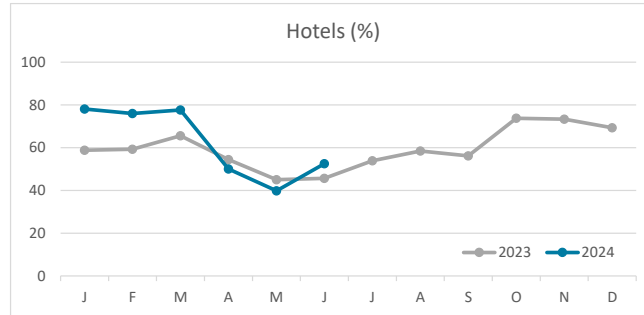
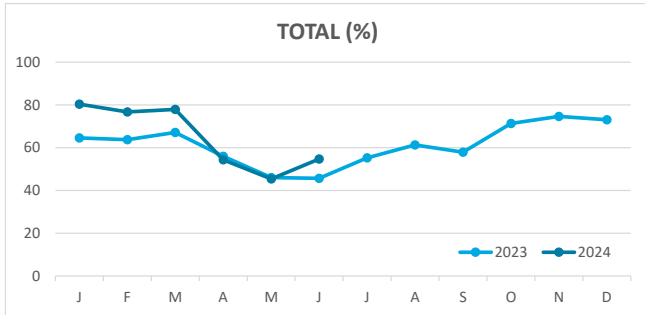
Note: LZ* (Lanzarote), FV* (Fuerteventura), GC* (Gran Canaria), TF* (Tenerife), LG* (La Gomera), LP* (La Palma) and EH* (El Hierro).

Main tourist accommodation indicators

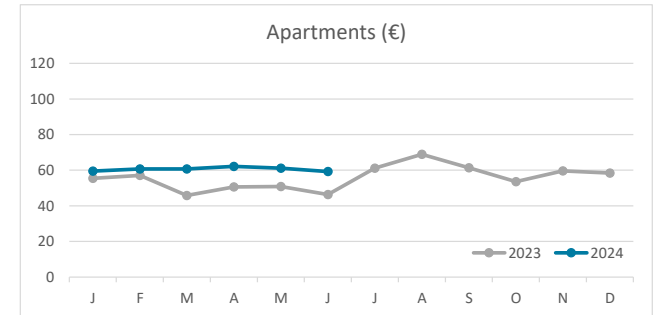
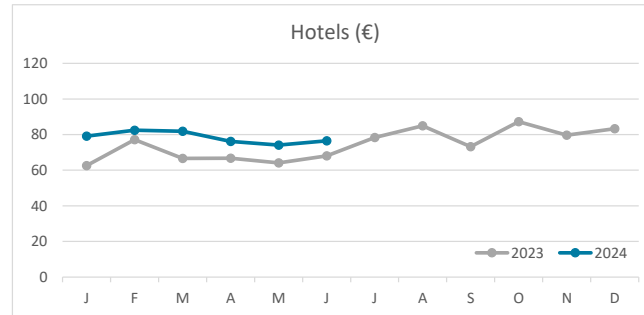
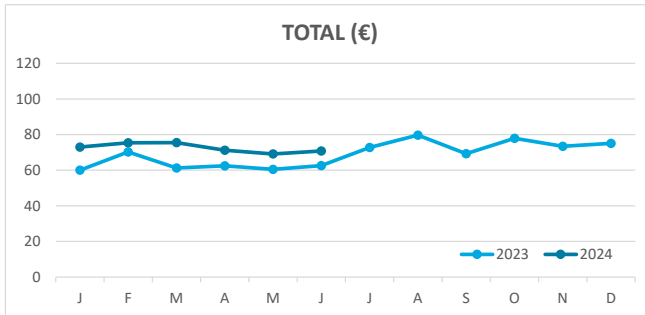
LA PALMA (January - June 2024)



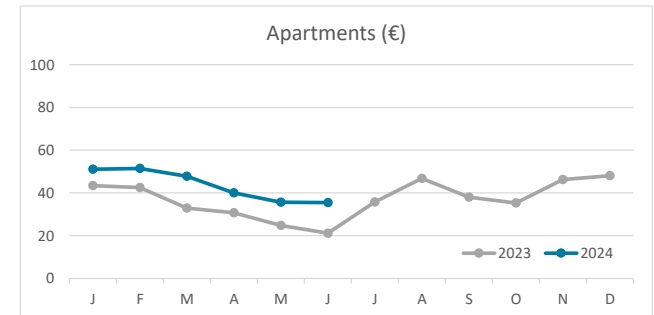
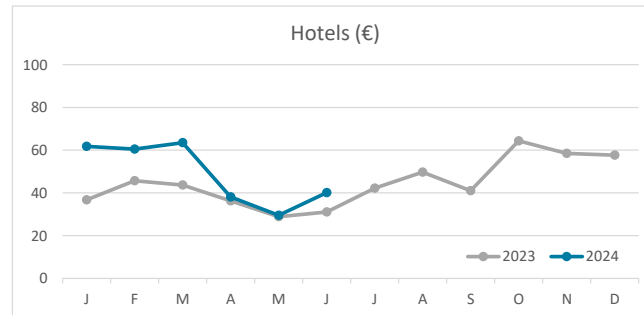
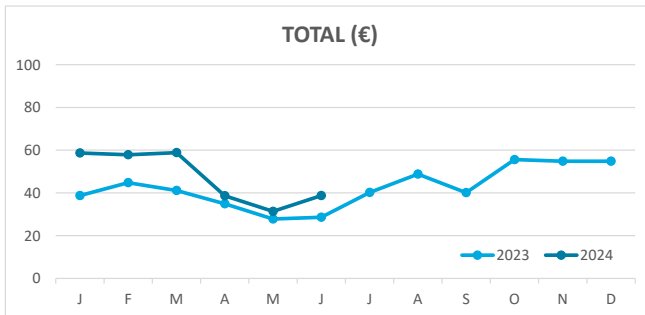
OCCUPANCY RATE PER ROOM / APARTMENT



ADR (Average Daily Rate)



REVPAR (Revenue Per Available Room)



Note: "Guests indicator" refers to number of guests checking in as new arrivals.
 Source: Encuestas de Alojamiento Turístico (ISTAC)