

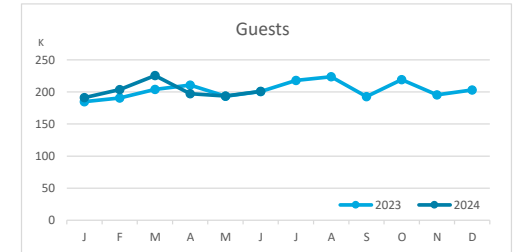
# Main tourist accommodation indicators

## LANZAROTE (January - June 2024)



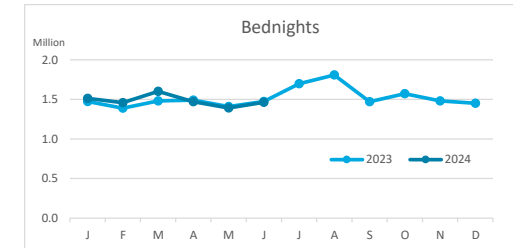
### GUESTS BY ACCOMMODATION TYPE (\*)

	Breakdown by accommodation type											
	TOTAL				Hotels				Apartments			
	Abroad	Mainland	Canary Islands	Total	Abroad	Mainland	Canary Islands	Total	Abroad	Mainland	Canary Islands	Total
Jan - Jun 23	1,024,121	112,948	46,701	<b>1,183,770</b>	725,393	92,156	27,866	<b>845,415</b>	298,728	20,792	18,835	<b>338,355</b>
Jan - Jun 24	1,070,377	97,871	43,565	<b>1,211,813</b>	758,392	82,255	31,206	<b>871,853</b>	311,985	15,616	12,359	<b>339,960</b>
Change	46,256	-15,077	-3,136	<b>28,043</b>	32,999	-9,901	3,340	<b>26,438</b>	13,257	-5,176	-6,476	<b>1,605</b>
Change, %	4.5%	-13.3%	-6.7%	<b>2.4%</b>	4.5%	-10.7%	12.0%	<b>3.1%</b>	4.4%	-24.9%	-34.4%	<b>0.5%</b>



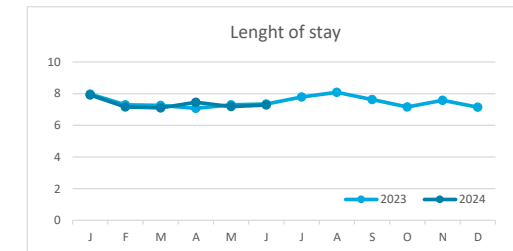
### BEDNIGHTS

	Breakdown by accommodation type											
	TOTAL				Hotels				Apartments			
	Abroad	Mainland	Canary Islands	Total	Abroad	Mainland	Canary Islands	Total	Abroad	Mainland	Canary Islands	Total
Jan - Jun 23	7,966,659	576,025	171,378	<b>8,714,062</b>	5,362,322	429,460	84,660	<b>5,876,442</b>	2,604,337	146,565	86,718	<b>2,837,620</b>
Jan - Jun 24	8,230,627	510,708	154,828	<b>8,896,163</b>	5,613,528	400,682	96,804	<b>6,111,014</b>	2,617,099	110,026	58,024	<b>2,785,149</b>
Change	263,968	-65,317	-16,550	<b>182,101</b>	251,206	-28,778	12,144	<b>234,572</b>	12,762	-36,539	-28,694	<b>-52,471</b>
Change, %	3.3%	-11.3%	-9.7%	<b>2.1%</b>	4.7%	-6.7%	14.3%	<b>4.0%</b>	0.5%	-24.9%	-33.1%	<b>-1.8%</b>

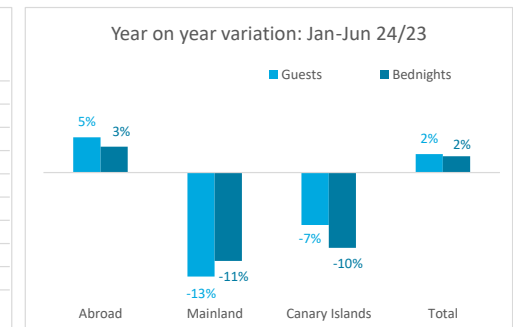
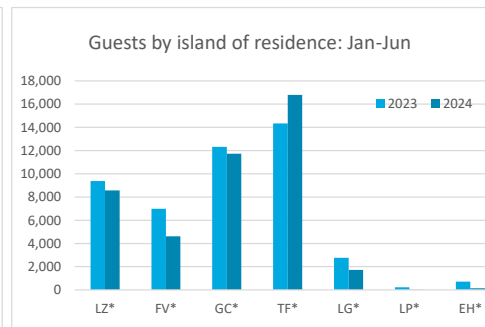
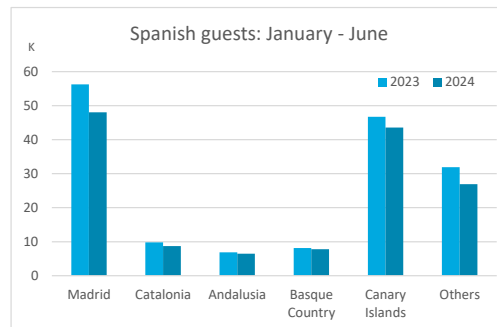
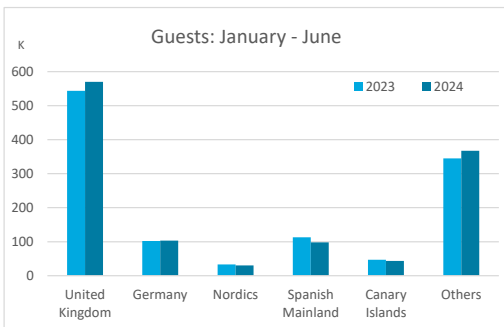


### LENGHT OF STAY

	Breakdown by accommodation type											
	TOTAL				Hotels				Apartments			
	Abroad	Mainland	Canary Islands	Total	Abroad	Mainland	Canary Islands	Total	Abroad	Mainland	Canary Islands	Total
Jan - Jun 23	7.8	5.1	3.7	<b>7.4</b>	7.4	4.7	3.0	<b>7.0</b>	8.7	7.0	4.6	<b>8.4</b>
Jan - Jun 24	7.7	5.2	3.6	<b>7.3</b>	7.4	4.9	3.1	<b>7.0</b>	8.4	7.0	4.7	<b>8.2</b>
Change	-0.1	0.1	-0.1	<b>0.0</b>	0.0	0.2	0.1	<b>0.1</b>	-0.3	0.0	0.1	<b>-0.2</b>



### GUESTS AND BEDNIGHTS BY PLACE OF RESIDENCE



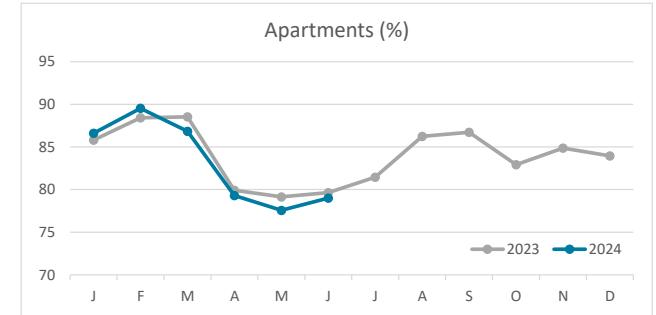
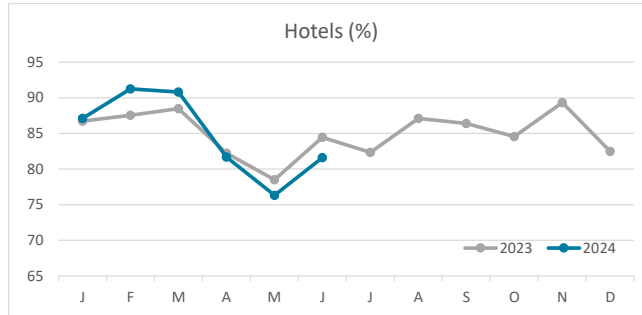
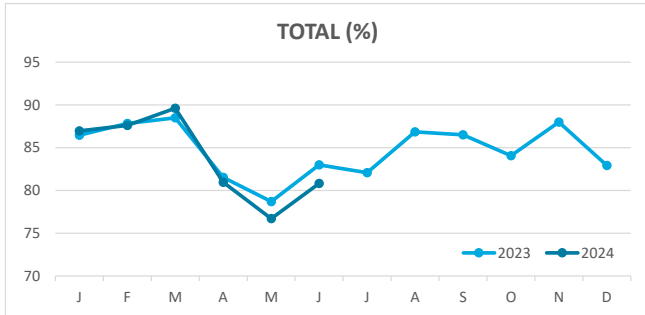
Note: LZ\* (Lanzarote), FV\* (Fuerteventura), GC\* (Gran Canaria), TF\* (Tenerife), LG\* (La Gomera), LP\* (La Palma) and EH\* (El Hierro).

# Main tourist accommodation indicators

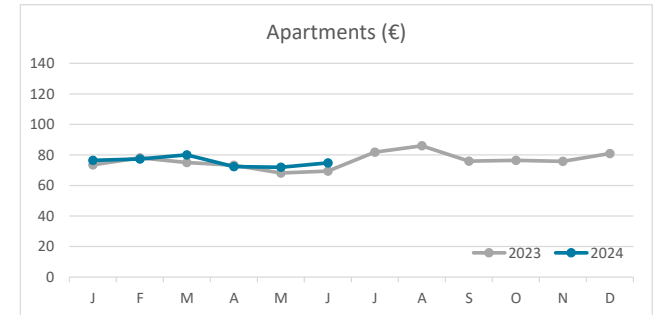
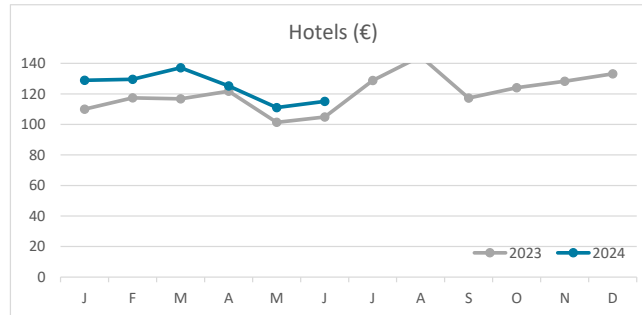
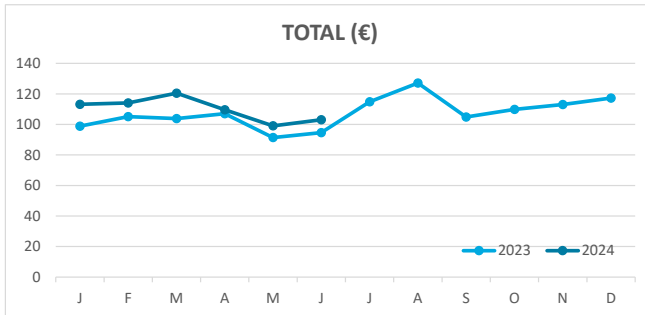
## LANZAROTE (January - June 2024)



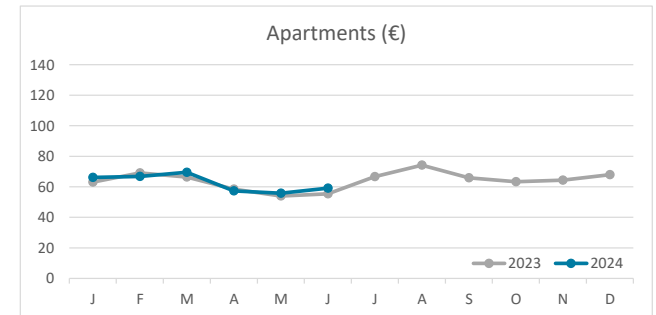
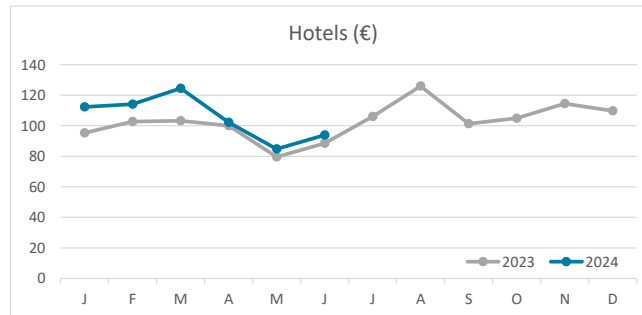
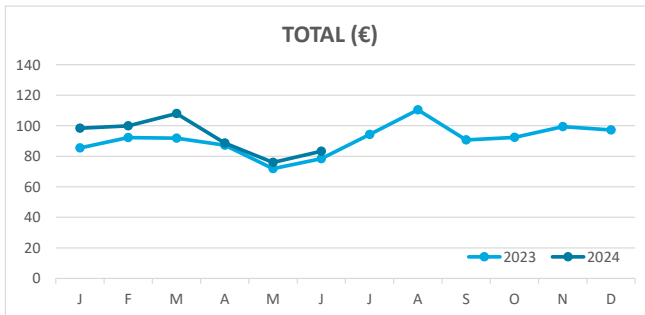
### OCCUPANCY RATE PER ROOM / APARTMENT



### ADR (Average Daily Rate)



### REVPAR (Revenue Per Available Room)



Note: "Guests indicator" refers to number of guests checking in as new arrivals.  
Source: Encuestas de Alojamiento Turístico (ISTAC)