

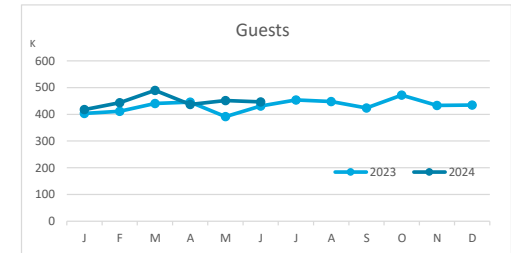
Main tourist accommodation indicators

TENERIFE (January - June 2024)



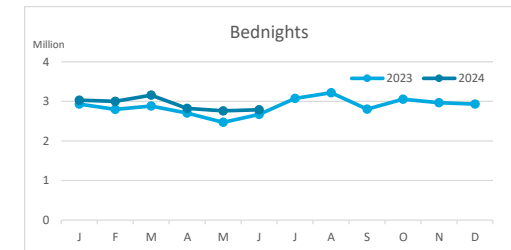
GUESTS BY ACCOMMODATION TYPE (*)

	Breakdown by accommodation type											
	TOTAL				Hotels				Apartments			
	Abroad	Mainland	Canary Islands	Total	Abroad	Mainland	Canary Islands	Total	Abroad	Mainland	Canary Islands	Total
Jan - Jun 23	2,035,894	288,981	198,523	2,523,398	1,575,402	257,828	158,979	1,992,209	460,492	31,153	39,544	531,189
Jan - Jun 24	2,204,428	292,403	188,788	2,685,619	1,693,534	254,447	152,835	2,100,816	510,894	37,956	35,953	584,803
Change	168,534	3,422	-9,735	162,221	118,132	-3,381	-6,144	108,607	50,402	6,803	-3,591	53,614
Change, %	8.3%	1.2%	-4.9%	6.4%	7.5%	-1.3%	-3.9%	5.5%	10.9%	21.8%	-9.1%	10.1%



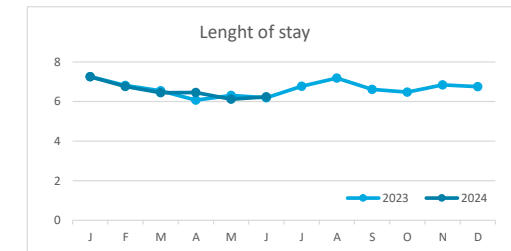
BEDNIGHTS

	Breakdown by accommodation type											
	TOTAL				Hotels				Apartments			
	Abroad	Mainland	Canary Islands	Total	Abroad	Mainland	Canary Islands	Total	Abroad	Mainland	Canary Islands	Total
Jan - Jun 23	14,560,711	1,322,358	576,863	16,459,932	10,939,430	1,173,389	443,224	12,556,043	3,621,281	148,969	133,639	3,903,889
Jan - Jun 24	15,675,499	1,282,251	597,150	17,554,900	11,662,339	1,109,300	446,443	13,218,082	4,013,160	172,951	150,707	4,336,818
Change	1,114,788	-40,107	20,287	1,094,968	722,909	-64,089	3,219	662,039	391,879	23,982	17,068	432,929
Change, %	7.7%	-3.0%	3.5%	6.7%	6.6%	-5.5%	0.7%	5.3%	10.8%	16.1%	12.8%	11.1%

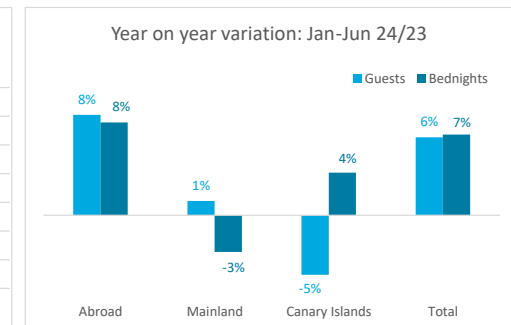
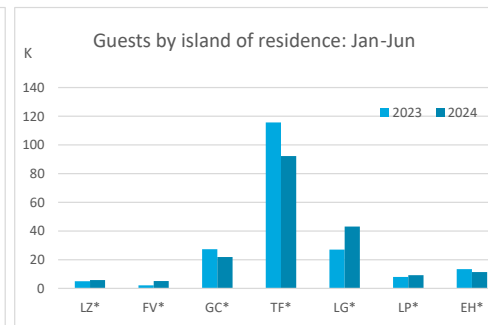
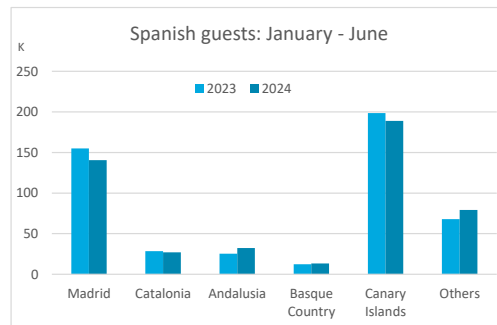
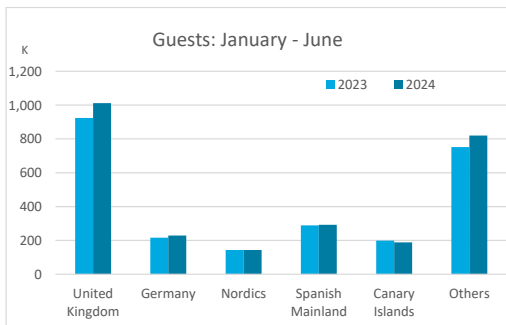


LENGHT OF STAY

	Breakdown by accommodation type											
	TOTAL				Hotels				Apartments			
	Abroad	Mainland	Canary Islands	Total	Abroad	Mainland	Canary Islands	Total	Abroad	Mainland	Canary Islands	Total
Jan - Jun 23	7.2	4.6	2.9	6.5	6.9	4.6	2.8	6.3	7.9	4.8	3.4	7.3
Jan - Jun 24	7.1	4.4	3.2	6.5	6.9	4.4	2.9	6.3	7.9	4.6	4.2	7.4
Change	0.0	-0.2	0.3	0.0	-0.1	-0.2	0.1	0.0	0.0	-0.2	0.8	0.1



GUESTS AND BEDNIGHTS BY PLACE OF RESIDENCE



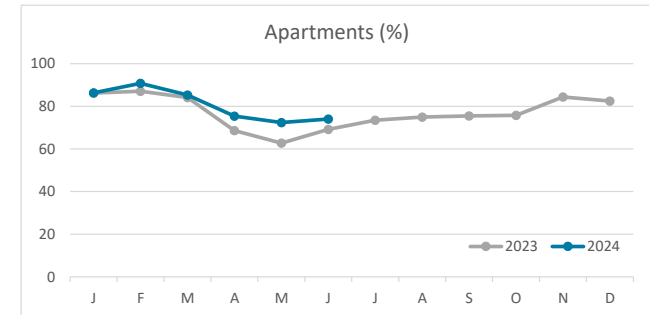
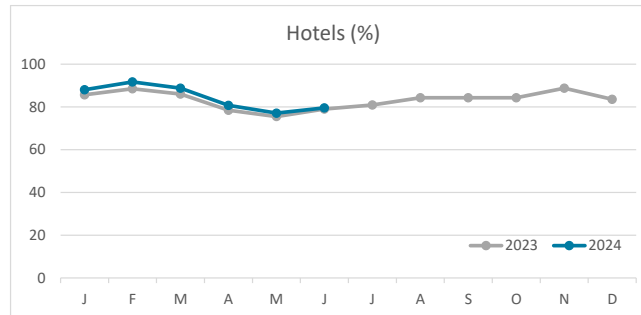
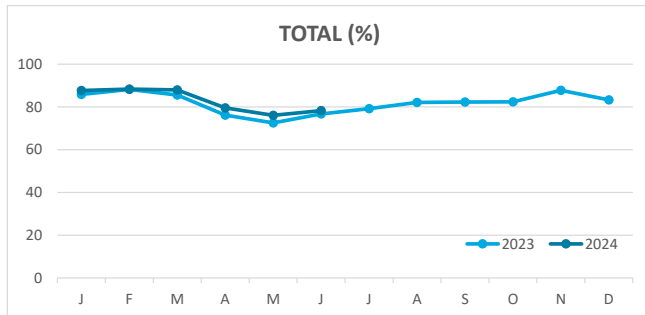
Note: LZ* (Lanzarote), FV* (Fuerteventura), GC* (Gran Canaria), TF* (Tenerife), LG* (La Gomera), LP* (La Palma) and EH* (El Hierro).

Main tourist accommodation indicators

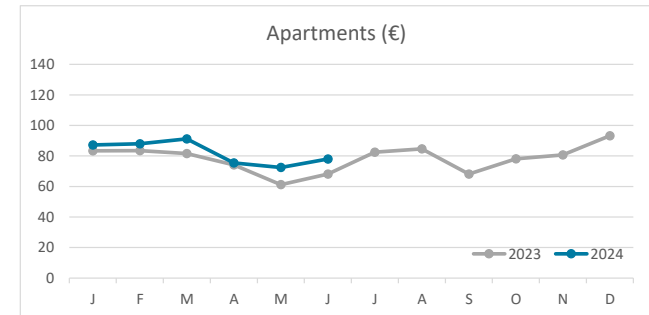
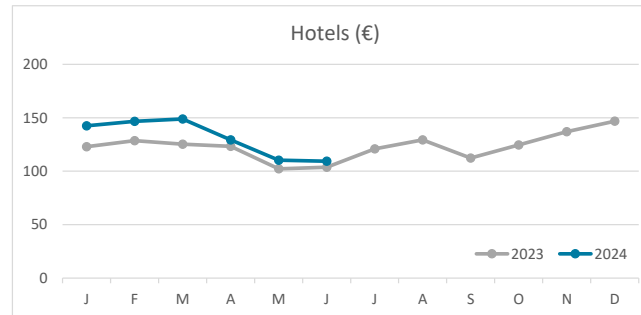
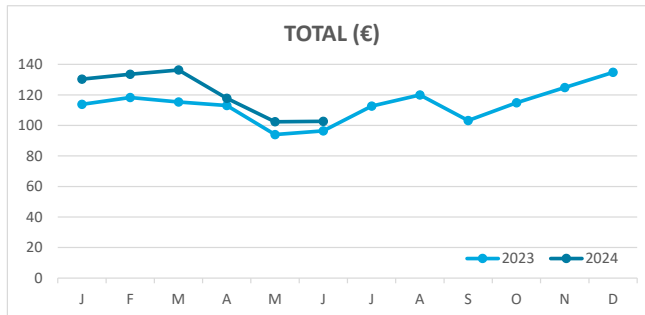
TENERIFE (January - June 2024)



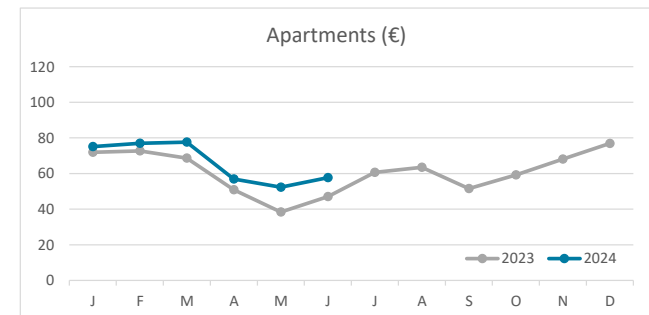
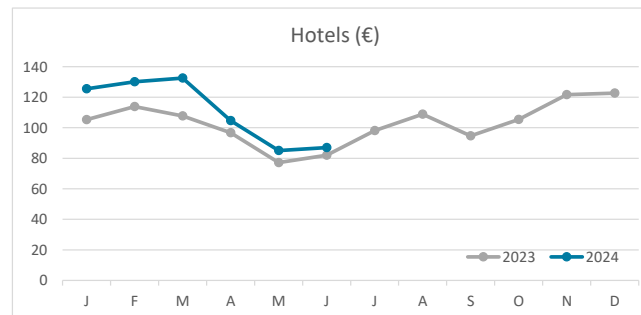
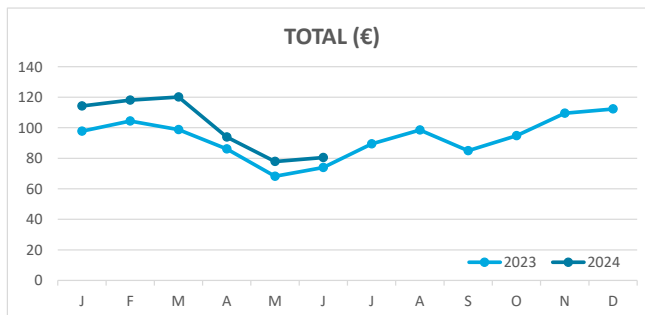
OCCUPANCY RATE PER ROOM / APARTMENT



ADR (Average Daily Rate)



REVPAR (Revenue Per Available Room)



Note: "Guests indicator" refers to number of guests checking in as new arrivals.
 Source: Encuestas de Alojamiento Turístico (ISTAC)