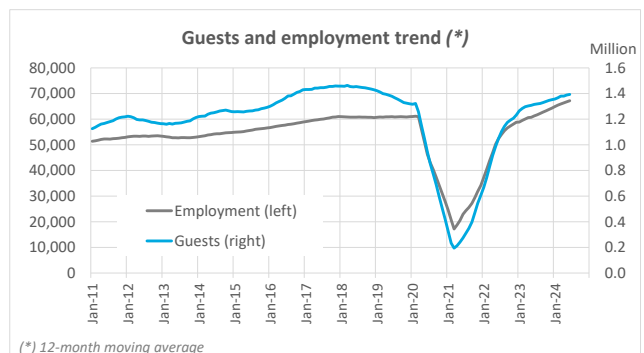
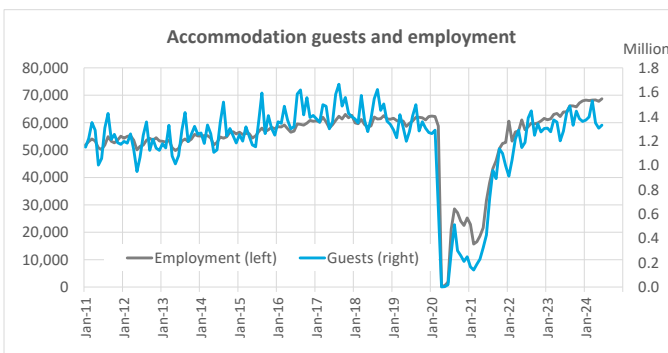


Employment in tourist accommodation June 2024



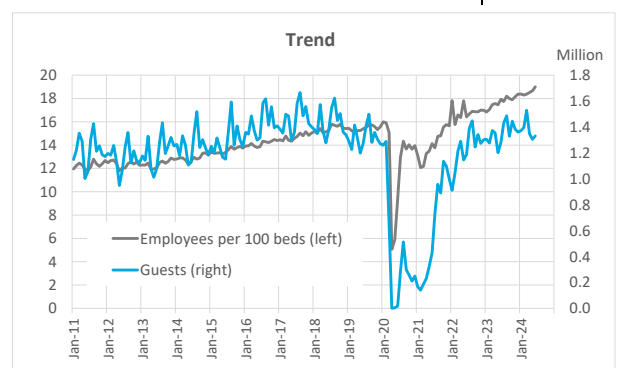
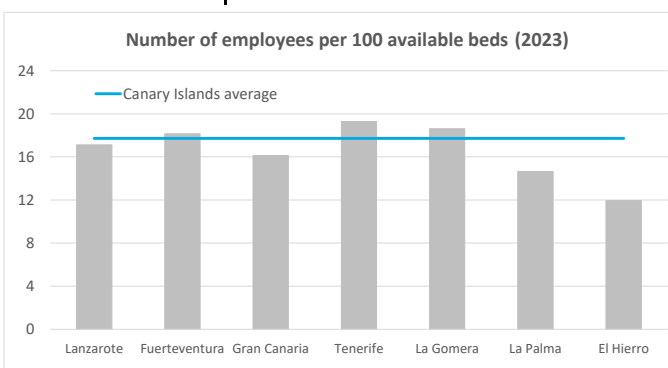
Employment

	Lanzarote	Fuerteventura	Gran Canaria	Tenerife	La Gomera	La Palma	El Hierro	Canary Islands
2018	9,892	9,146	16,918	22,583	886	1,098	77	60,600
2019	9,778	9,219	17,006	22,870	881	1,114	80	60,949
2020	4,444	4,213	7,223	11,038	459	447	51	27,875
2021	5,276	5,593	9,265	12,914	529	510	72	34,160
2022	9,724	9,584	15,519	21,887	618	663	96	58,091
2023	11,018	10,824	16,809	24,204	664	723	91	64,334
	Lanzarote	Fuerteventura	Gran Canaria	Tenerife	La Gomera	La Palma	El Hierro	Canary Islands
June 2023	10,641	10,842	17,018	24,054	618	637	97	63,907
June 2024	12,460	11,010	17,759	26,169	425	792	98	68,713
Change	1,819	168	741	2,115	-193	155	1	4,806
Change (%)	17.1%	1.5%	4.4%	8.8%	-31.2%	24.3%	1.0%	7.5%



Indicator of number of employees per 100 available beds

	Lanzarote	Fuerteventura	Gran Canaria	Tenerife	La Gomera	La Palma	El Hierro	Canary Islands
2018	14.7	15.7	13.7	17.2	17.6	15.2	10.3	15.4
2019	14.7	15.3	13.8	17.3	17.5	14.8	10.7	15.4
2020	13.5	14.2	13.2	16.6	16.7	14.3	12.9	14.7
2021	12.8	14.5	13.9	15.7	16.7	12.8	12.4	14.4
2022	15.7	16.6	16.0	17.7	18.9	13.4	13.4	16.6
2023	17.1	18.1	16.1	19.3	18.6	14.7	11.9	17.7
	Lanzarote	Fuerteventura	Gran Canaria	Tenerife	La Gomera	La Palma	El Hierro	Canary Islands
June 2023	16.8	18.2	17.0	19.4	17.5	14.2	12.2	17.9
June 2024	19.3	18.8	17.1	20.8	14.8	15.2	12.6	19.0
Change	2.5	0.6	0.1	1.4	-2.7	1.1	0.4	1.1

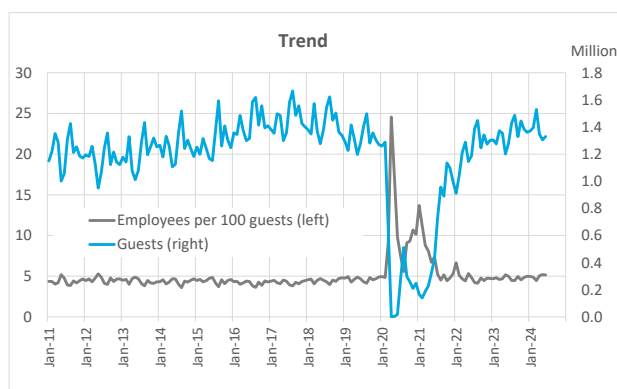
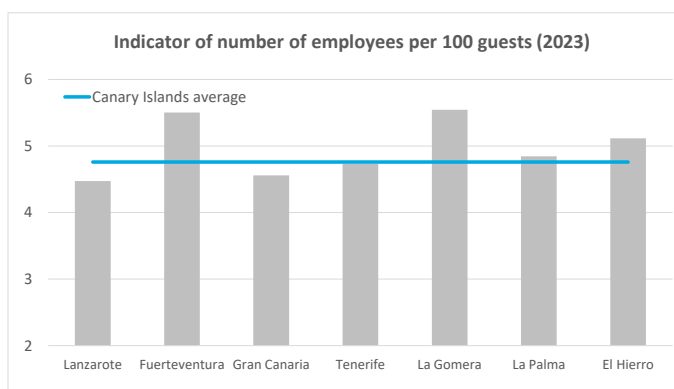


Employment in tourist accommodation May 2024



Indicator of number of employees per 100 accommodation guests

	Lanzarote	Fuerteventura	Gran Canaria	Tenerife	La Gomera	La Palma	El Hierro	Canary Islands
2018	4.1	4.7	4.3	4.6	5.2	4.7	4.9	4.5
2019	4.1	5.1	4.4	4.8	5.4	5.0	4.2	4.6
2020	6.7	7.4	5.8	7.1	6.8	6.1	8.8	6.6
2021	5.6	5.8	5.3	5.8	6.1	5.6	6.1	5.6
2022	4.3	5.2	4.7	4.7	5.5	4.4	5.7	4.7
2023	4.5	5.5	4.6	4.7	5.5	4.8	5.1	4.8
June 2023	4.4	5.7	5.2	4.8	6.3	5.3	4.5	5.0
June 2024	5.2	5.7	5.1	5.0	5.4	5.9	5.1	5.2
Change	0.72	-0.09	-0.10	0.21	-0.83	0.59	0.60	0.18



Indicator of number of employees per €120,000 annual income in tourist accommodation

	Lanzarote	Fuerteventura	Gran Canaria	Tenerife	La Gomera	La Palma	El Hierro	Canary Islands
2018	1.8	1.8	1.7	1.9	2.9	3.5	3.3	1.8
2019	1.8	2.0	1.7	1.9	3.0	3.1	3.5	1.9
2020	2.8	2.8	2.2	2.8	3.7	3.6	3.9	2.6
2021	2.2	2.1	1.9	2.4	3.4	3.6	3.2	2.2
2022	1.6	1.9	1.5	1.7	2.4	2.5	3.3	1.7
2023	1.5	1.8	1.4	1.6	2.3	2.6	3.5	1.6
June 2023	1.8	2.2	2.1	2.1	3.8	3.8	4.5	2.0
June 2024	1.9	2.1	1.8	2.1	3.8	3.1	4.5	2.0
Change	0.14	-0.12	-0.25	-0.03	-0.07	-0.70	0.00	-0.07

