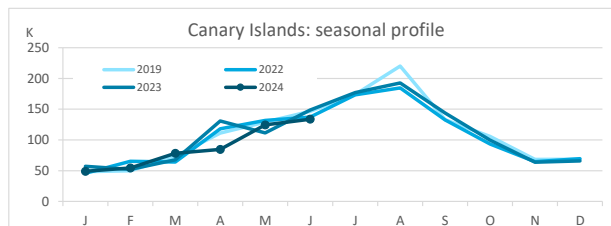
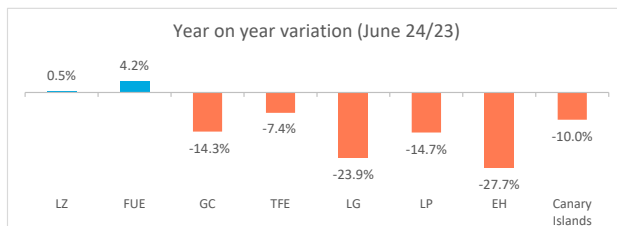


Canary Islands residents staying in tourist accommodation by island of stay

	Lanzarote	Fuerteventura	Gran Canaria	Tenerife	La Gomera	La Palma	El Hierro	Canary Islands
June 2023	9,699	11,514	65,207	51,886	5,320	3,202	1,769	148,597
June 2024	9,750	11,998	55,859	48,022	4,049	2,731	1,279	133,688
% residents in the island	15.5%	55.0%	53.2%	54.3%	4.5%	53.7%	3.4%	100%
Change, 24-23	51	484	-9,348	-3,864	-1,271	-471	-490	-14,909
Change, % 24-23	0.5%	4.2%	-14.3%	-7.4%	-23.9%	-14.7%	-27.7%	-10.0%



Canary Islands residents staying in tourist accommodation by island of residence and island of stay

		ISLAND OF STAY							CANARY ISLANDS
		Lanzarote	Fuerteventura	Gran Canaria	Tenerife	La Gomera	La Palma	El Hierro	
ISLAND OF RESIDENCE	Lanzarote	1,516	571	13,202	1,180	19	22	63	16,573
	Fuerteventura	879	6,604	3,578	1,149	0	38	70	12,318
	Gran Canaria	2,860	2,830	29,722	4,442	311	579	252	40,996
	Tenerife	3,816	1,521	4,991	26,053	3,227	494	655	40,757
	La Gomera	0	0	193	693	181	27	157	1,251
	La Palma	638	303	3,890	11,815	13	1,466	38	18,163
	El Hierro	41	169	283	2,690	298	105	44	3,630
	CANARY ISLANDS	9,750	11,998	55,859	48,022	4,049	2,731	1,279	133,688

Year on year variation: June 2024/2023

		ISLAND OF STAY							CANARY ISLANDS
		Lanzarote	Fuerteventura	Gran Canaria	Tenerife	La Gomera	La Palma	El Hierro	
ISLAND OF RESIDENCE	Lanzarote	7.1%	-51.2%	106.4%	-36.7%	850.0%	-47.6%	1160.0%	52.1%
	Fuerteventura	-17.2%	315.9%	11.6%	916.8%	-100.0%	65.2%	775.0%	105.1%
	Gran Canaria	-13.5%	-22.6%	-27.0%	-0.4%	-70.2%	-18.1%	-31.1%	-24.5%
	Tenerife	19.7%	162.2%	-48.1%	-6.3%	-22.2%	-43.8%	-41.4%	-13.9%
	La Gomera	-100.0%	-	-93.1%	-74.6%	56.0%	28.6%	-26.6%	-78.7%
	La Palma	0.6%	-81.6%	74.4%	66.5%	85.7%	-3.4%	-34.5%	37.7%
	El Hierro	-50.6%	-94.1%	13.2%	-65.6%	29700.0%	707.7%	-	-67.1%
	CANARY ISLANDS	0.5%	4.2%	-14.3%	-7.4%	-23.9%	-14.7%	-27.7%	-10.0%

Canary Islands residents travelling to other islands (residents of each island are excluded)

	Lanzarote	Fuerteventura	Gran Canaria	Tenerife	La Gomera	La Palma	El Hierro	Canary Islands
Outbound tourism	15,057	5,714	11,274	14,704	1,070	16,697	3,586	68,102
Year on year variation (%)	58.9%	29.3%	-16.7%	-24.7%	-81.4%	43.0%	-67.5%	-9.7%
Inbound tourism	8,234	5,394	26,137	21,969	3,868	1,265	1,235	68,102
Year on year variation (%)	-0.6%	-45.7%	6.8%	-8.8%	-25.7%	-24.9%	-30.2%	-9.7%
Net balance	-6,823	-320	14,863	7,265	2,798	-15,432	-2,351	0

Distribution by island of residence

		ISLAND OF STAY							CANARY ISLANDS
		Lanzarote	Fuerteventura	Gran Canaria	Tenerife	La Gomera	La Palma	El Hierro	
ISLAND OF RESIDENCE	Lanzarote	15.5%	4.8%	23.6%	2.5%	0.5%	0.8%	4.9%	12.4%
	Fuerteventura	9.0%	55.0%	6.4%	2.4%	0.0%	1.4%	5.5%	9.2%
	Gran Canaria	29.3%	23.6%	53.2%	9.2%	7.7%	21.2%	19.7%	30.7%
	Tenerife	39.1%	12.7%	8.9%	54.3%	79.7%	18.1%	51.2%	30.5%
	La Gomera	0.0%	0.0%	0.3%	1.4%	4.5%	1.0%	12.3%	0.9%
	La Palma	6.5%	2.5%	7.0%	24.6%	0.3%	53.7%	3.0%	13.6%
	El Hierro	0.4%	1.4%	0.5%	5.6%	7.4%	3.8%	3.4%	2.7%
	CANARY ISLANDS	100%	100%	100%	100%	100%	100%	100%	100%

Distribution by island of stay

		ISLAND OF STAY							CANARY ISLANDS
		Lanzarote	Fuerteventura	Gran Canaria	Tenerife	La Gomera	La Palma	El Hierro	
ISLAND OF RESIDENCE	Lanzarote	9.1%	3.4%	79.7%	7.1%	0.1%	0.1%	0.4%	100%
	Fuerteventura	7.1%	53.6%	29.0%	9.3%	0.0%	0.3%	0.6%	100%
	Gran Canaria	7.0%	6.9%	72.5%	10.8%	0.8%	1.4%	0.6%	100%
	Tenerife	9.4%	3.7%	12.2%	63.9%	7.9%	1.2%	1.6%	100%
	La Gomera	0.0%	0.0%	15.4%	55.4%	14.5%	2.2%	12.5%	100%
	La Palma	3.5%	1.7%	21.4%	65.0%	0.1%	8.1%	0.2%	100%
	El Hierro	1.1%	4.7%	7.8%	74.1%	8.2%	2.9%	1.2%	100%
	CANARY ISLANDS	7.3%	9.0%	41.8%	35.9%	3.0%	2.0%	1.0%	100%

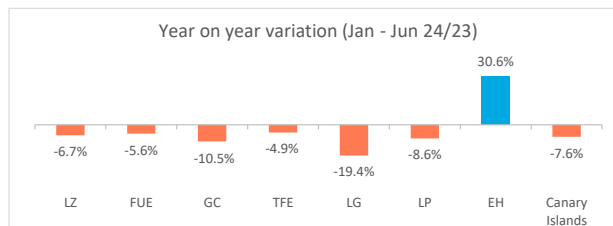
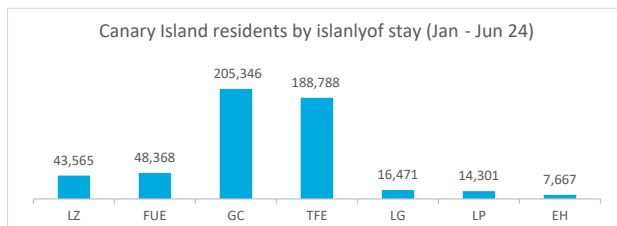
Domestic tourism

January - June 2024



Canary Islands residents staying in tourist accommodation by island of stay

	Lanzarote	Fuerteventura	Gran Canaria	Tenerife	La Gomera	La Palma	El Hierro	Canary Islands
Jan-Jun 2023	46,701	51,237	229,486	198,523	20,448	15,654	5,870	567,919
Jan-Jun 2024	43,565	48,368	205,346	188,788	16,471	14,301	7,667	524,506
% tourist of the island	19.6%	32.5%	52.8%	48.9%	7.3%	37.0%	2.3%	100%
Change, 24-23	-3,136	-2,869	-24,140	-9,735	-3,977	-1,353	1,797	-43,413
Change, % 24-23	-6.7%	-5.6%	-10.5%	-4.9%	-19.4%	-8.6%	30.6%	-7.6%



Canary Islands residents staying in tourist accommodation by island of residence and island of stay

ISLAND OF RESIDENCE	ISLAND OF STAY								CANARY ISLANDS
	Lanzarote	Fuerteventura	Gran Canaria	Tenerife	La Gomera	La Palma	El Hierro		
Lanzarote	8,560	3,723	35,124	5,753	69	176	295		53,700
Fuerteventura	4,613	15,737	11,862	5,104	20	241	407		37,984
Gran Canaria	11,730	14,660	108,439	21,927	1,714	3,622	1,513		163,605
Tenerife	16,793	5,889	31,456	92,239	12,697	4,028	4,590		167,692
La Gomera	15	921	838	9,204	1,196	421	474		13,069
La Palma	1,715	5,047	14,444	43,159	92	5,289	214		69,960
El Hierro	139	2,391	3,183	11,402	683	524	174		18,496
CANARY ISLANDS	43,565	48,368	205,346	188,788	16,471	14,301	7,667		524,506

Year on year variation: January - June 2024/2023

ISLAND OF RESIDENCE	ISLAND OF STAY								CANARY ISLANDS
	Lanzarote	Fuerteventura	Gran Canaria	Tenerife	La Gomera	La Palma	El Hierro		
Lanzarote	-8.7%	-28.4%	43.5%	15.9%	60.5%	-62.2%	134.1%		20.3%
Fuerteventura	-34.0%	42.4%	-17.0%	146.5%	185.7%	14.2%	328.4%		9.4%
Gran Canaria	-4.8%	-25.6%	-26.6%	-19.8%	-37.9%	-1.0%	62.7%		-23.7%
Tenerife	17.2%	74.3%	1.2%	-20.3%	-23.0%	-7.0%	50.6%		-11.0%
La Gomera	-93.4%	-	-77.7%	15.6%	69.4%	48.8%	-19.1%		-3.3%
La Palma	-37.9%	-35.1%	118.8%	59.6%	-77.5%	-10.0%	-80.0%		35.8%
El Hierro	-80.4%	-41.9%	112.3%	-15.2%	1526.2%	-36.6%	923.5%		-10.4%
CANARY ISLANDS	-6.7%	-5.6%	-10.5%	-4.9%	-19.4%	-8.6%	30.6%		-7.6%

Canary Islands residents travelling to other islands (residents of each island are excluded)

	Lanzarote	Fuerteventura	Gran Canaria	Tenerife	La Gomera	La Palma	El Hierro	Canary Islands
Outbound tourism	45,140	22,247	55,166	75,453	11,873	64,671	18,322	292,872
Year on year variation (%)	28.0%	-6.0%	-17.3%	3.9%	-7.3%	41.6%	-11.2%	5.6%
Inbound tourism	35,005	32,631	96,907	96,549	15,275	9,012	7,493	292,872
Year on year variation (%)	-6.2%	-18.8%	18.6%	16.6%	-22.6%	-7.8%	28.0%	5.6%
Net balance	-10,135	10,384	41,741	21,096	3,402	-55,659	-10,829	0

Distribution by island of residence

ISLAND OF RESIDENCE	ISLAND OF STAY								CANARY ISLANDS
	Lanzarote	Fuerteventura	Gran Canaria	Tenerife	La Gomera	La Palma	El Hierro		
Lanzarote	19.6%	7.7%	17.1%	3.0%	0.4%	1.2%	3.8%		10.2%
Fuerteventura	10.6%	32.5%	5.8%	2.7%	0.1%	1.7%	5.3%		7.2%
Gran Canaria	26.9%	30.3%	52.8%	11.6%	10.4%	25.3%	19.7%		31.2%
Tenerife	38.5%	12.2%	15.3%	48.9%	77.1%	28.2%	59.9%		32.0%
La Gomera	0.0%	1.9%	0.4%	4.9%	7.3%	2.9%	6.2%		2.5%
La Palma	3.9%	10.4%	7.0%	22.9%	0.6%	37.0%	2.8%		13.3%
El Hierro	0.3%	4.9%	1.6%	6.0%	4.1%	3.7%	2.3%		3.5%
CANARY ISLANDS	100%	100%	100%	100%	100%	100%	100%		100%

Distribution by island of stay

ISLAND OF RESIDENCE	ISLAND OF STAY								CANARY ISLANDS
	Lanzarote	Fuerteventura	Gran Canaria	Tenerife	La Gomera	La Palma	El Hierro		
Lanzarote	15.9%	6.9%	65.4%	10.7%	0.1%	0.3%	0.5%		100%
Fuerteventura	12.1%	41.4%	31.2%	13.4%	0.1%	0.6%	1.1%		100%
Gran Canaria	7.2%	9.0%	66.3%	13.4%	1.0%	2.2%	0.9%		100%
Tenerife	10.0%	3.5%	18.8%	55.0%	7.6%	2.4%	2.7%		100%
La Gomera	0.1%	7.0%	6.4%	70.4%	9.2%	3.2%	3.6%		100%
La Palma	2.5%	7.2%	20.6%	61.7%	0.1%	7.6%	0.3%		100%
El Hierro	0.8%	12.9%	17.2%	61.6%	3.7%	2.8%	0.9%		100%
CANARY ISLANDS	8.3%	9.2%	39.2%	36.0%	3.1%	2.7%	1.5%		100%