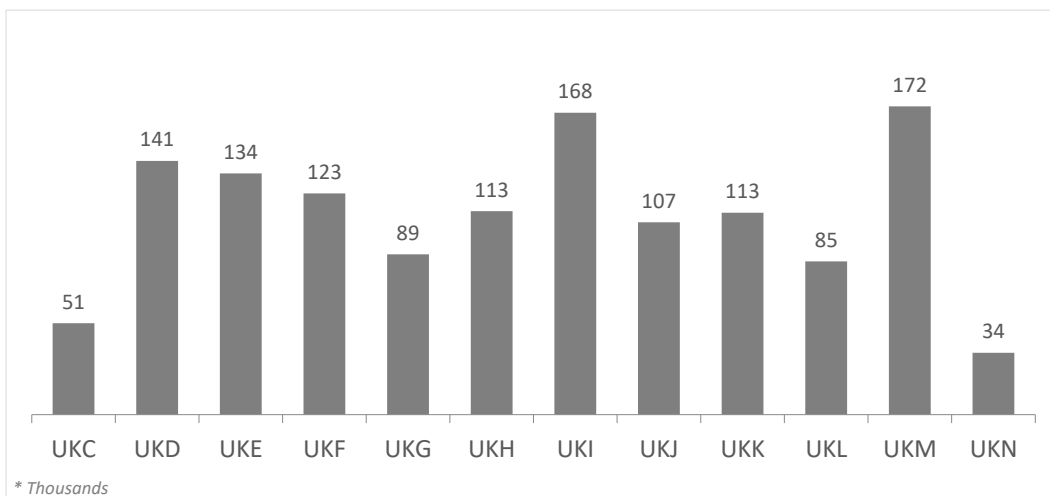


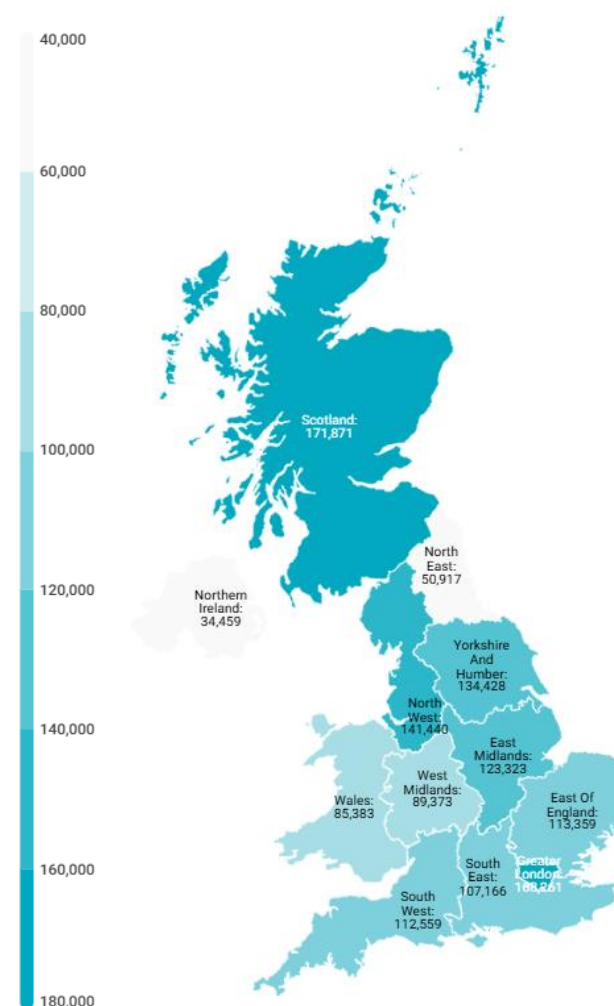
# Tourist arrivals by source region

## United Kingdom (2024Q1)

### CANARY ISLANDS: tourist arrivals by source region (NUTS1)



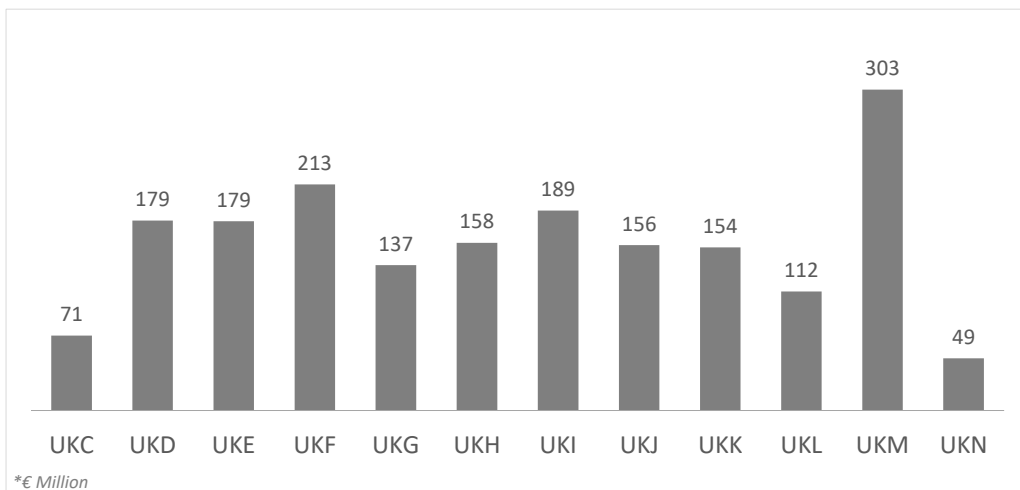
Code	Region (NUTS1)	Main cities	Weight
UKC	North-East	Teesside y Newcastle	3.8%
UKD	North-West	Manchester y Liverpool	10.6%
UKE	Yorkshire and The Humber	Leeds y Sheffield	10.1%
UKF	East Midlands	Nottingham	9.2%
UKG	West Midlands	Birmingham	6.7%
UKH	East of England	Cambridge	8.5%
UKI	London	London	12.6%
UKJ	South-East	Oxford	8.0%
UKK	South-West	Bristol y Bath	8.4%
UKL	Wales	Cardiff	6.4%
UKM	Scotland	Glasgow y Edinburgh	12.9%
UKN	Northern Ireland	Belfast	2.6%



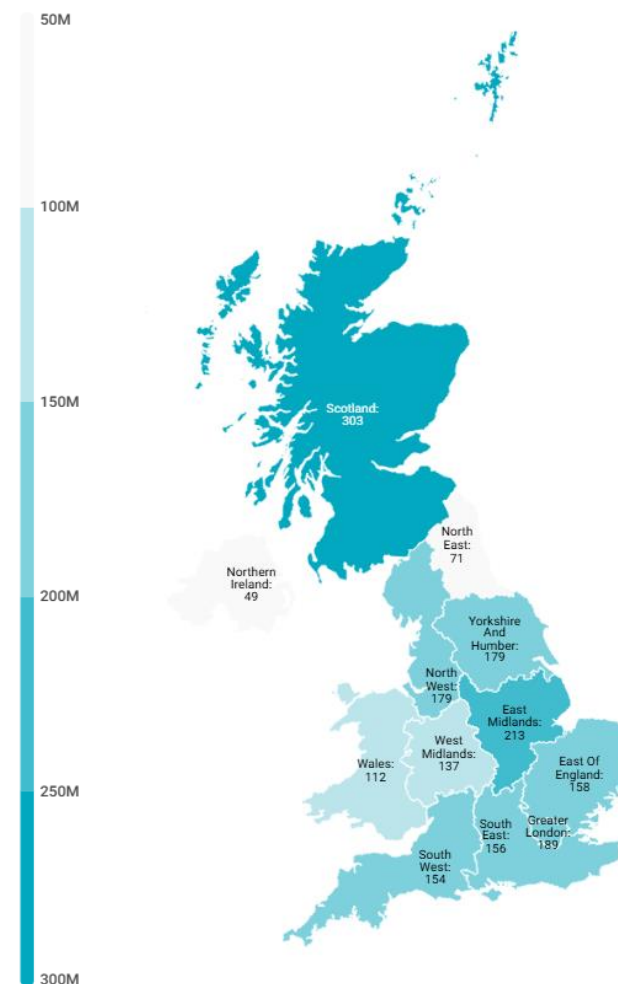
# Tourist turnover by source region

## United Kingdom (2024Q1)


### CANARY ISLANDS: turnover by source region (NUTS1)



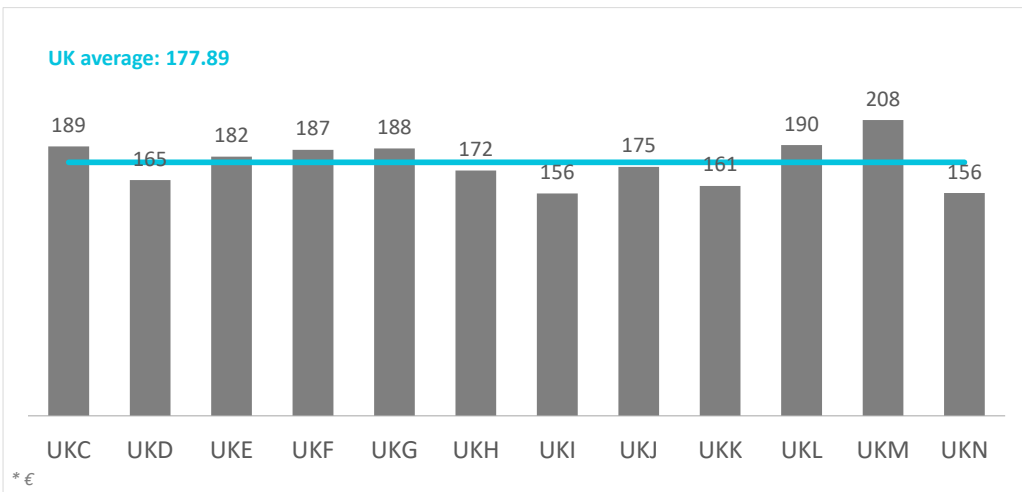
Code	Region (NUTS1)	Main cities
UKC	North-East	Teesside y Newcastle
UKD	North-West	Manchester y Liverpool
UKE	Yorkshire and The Humber	Leeds y Sheffield
UKF	East Midlands	Nottingham
UKG	West Midlands	Birmingham
UKH	East of England	Cambridge
UKI	London	London
UKJ	South-East	Oxford
UKK	South-West	Bristol y Bath
UKL	Wales	Cardiff
UKM	Scotland	Glasgow y Edinburgh
UKN	Northern Ireland	Belfast



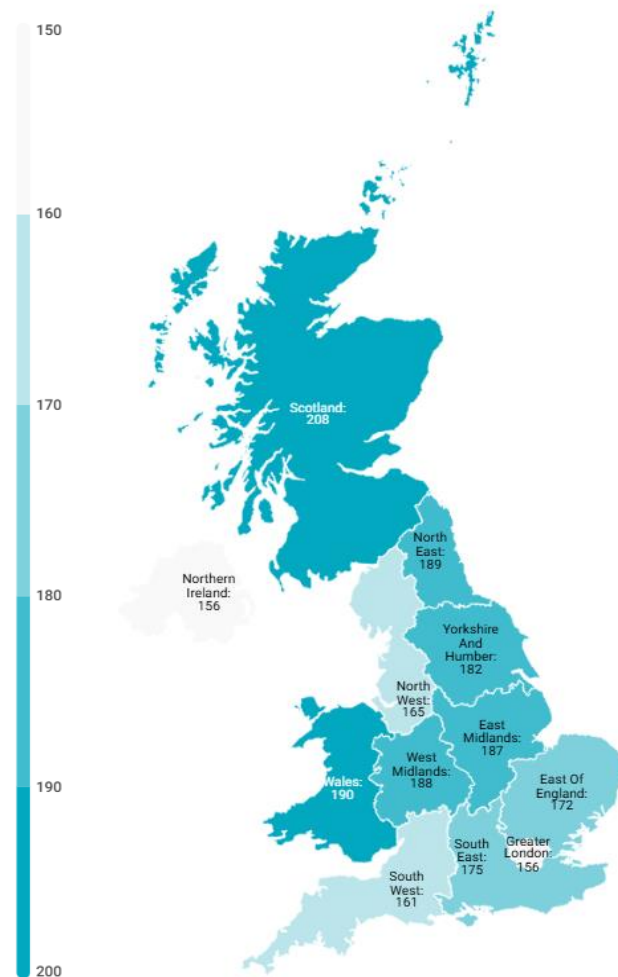
# Average daily expenditure by source region United Kingdom (2024Q1)



## CANARY ISLANDS: average daily expenditure by source region (NUTS1)




Code	Region (NUTS1)	Main cities
UKC	North-East	Teesside y Newcastle
UKD	North-West	Manchester y Liverpool
UKE	Yorkshire and The Humber	Leeds y Sheffield
UKF	East Midlands	Nottingham
UKG	West Midlands	Birmingham
UKH	East of England	Cambridge
UKI	London	London
UKJ	South-East	Oxford
UKK	South-West	Bristol y Bath
UKL	Wales	Cardiff
UKM	Scotland	Glasgow y Edinburgh
UKN	Northern Ireland	Belfast

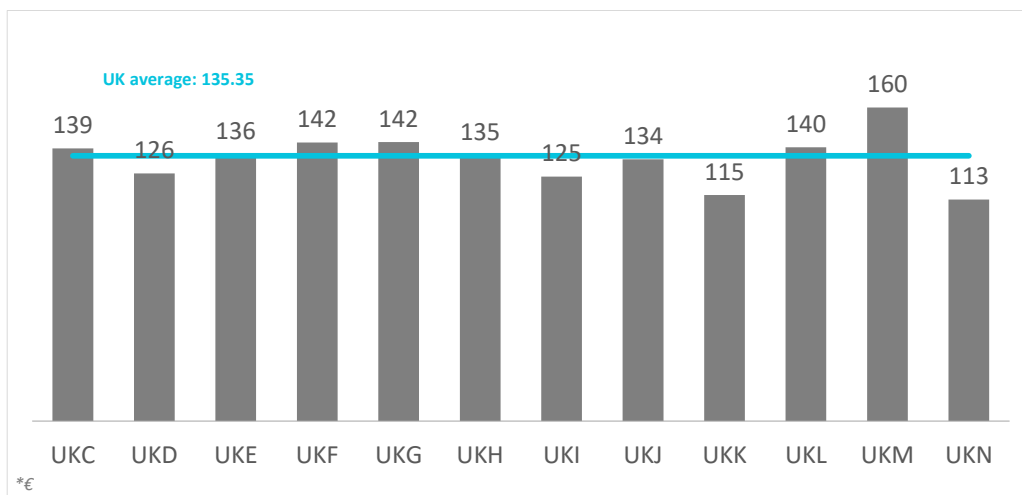


Source: ISTAC (Encuesta sobre el Gasto Turístico).

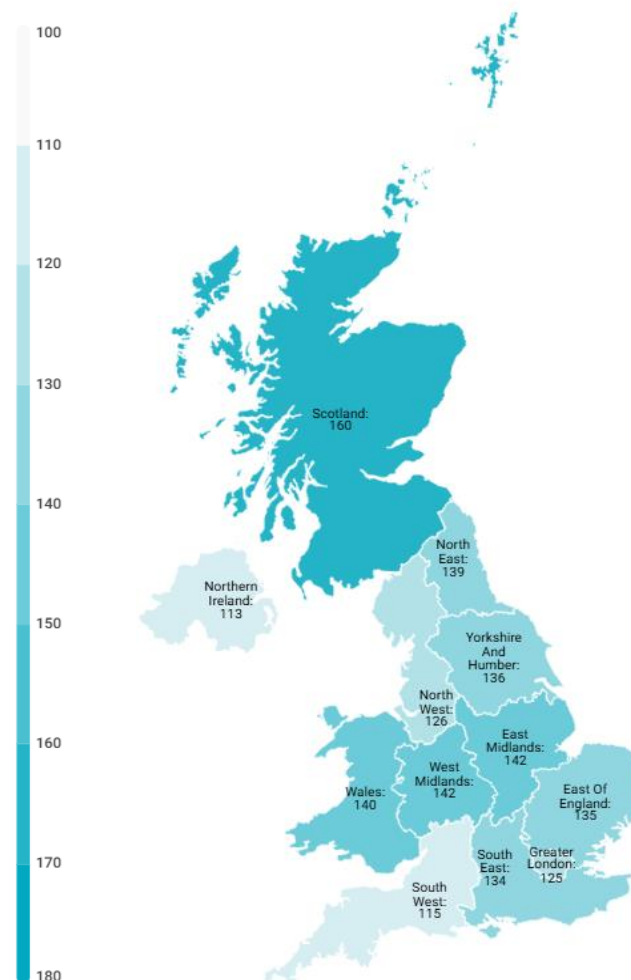
# Average daily expenditure (without flight) by source region United Kingdom (2024Q1)



## CANARY ISLANDS: average daily expenditure (without flight) by source region (NUTS1)




Code	Region (NUTS1)	Main cities
UKC	North-East	Teesside y Newcastle
UKD	North-West	Manchester y Liverpool
UKE	Yorkshire and The Humber	Leeds y Sheffield
UKF	East Midlands	Nottingham
UKG	West Midlands	Birmingham
UKH	East of England	Cambridge
UKI	London	London
UKJ	South-East	Oxford
UKK	South-West	Bristol y Bath
UKL	Wales	Cardiff
UKM	Scotland	Glasgow y Edinburgh
UKN	Northern Ireland	Belfast

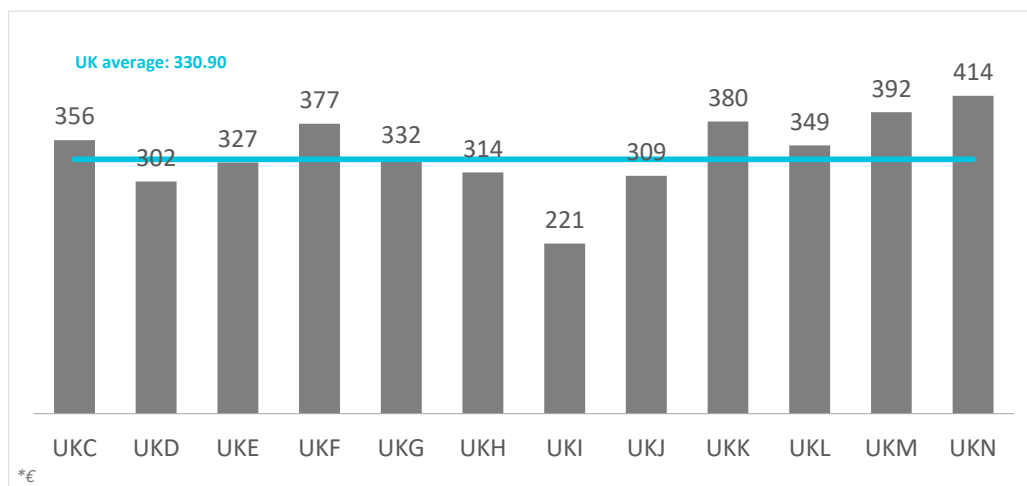


Source: ISTAC (Encuesta sobre el Gasto Turístico).

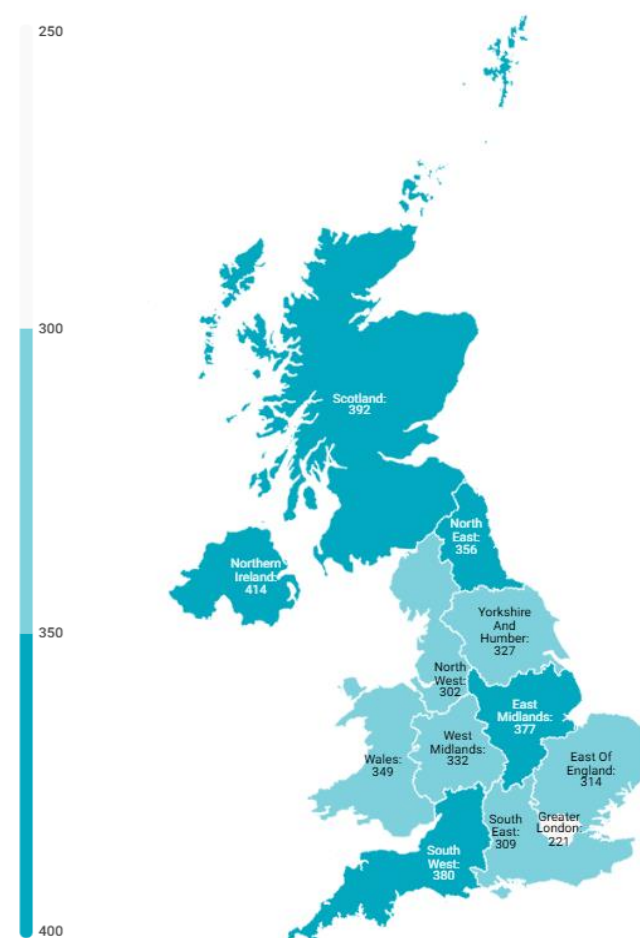
# Average cost of the flight by source region United Kingdom (2024Q1)



## CANARY ISLANDS: average cost of the flight by source region (NUTS1)

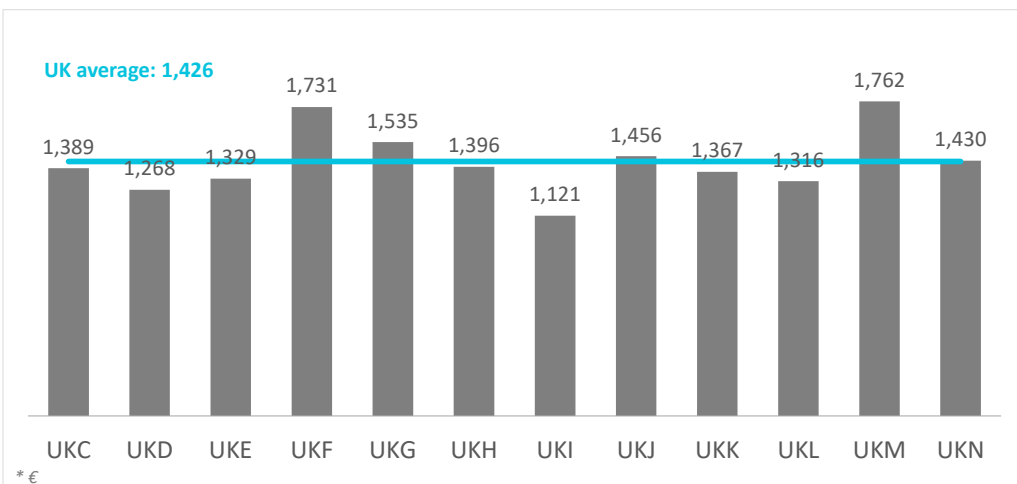


Code	Region (NUTS1)	Main cities
UKC	North-East	Teesside y Newcastle
UKD	North-West	Manchester y Liverpool
UKE	Yorkshire and The Humber	Leeds y Sheffield
UKF	East Midlands	Nottingham
UKG	West Midlands	Birmingham
UKH	East of England	Cambridge
UKI	London	London
UKJ	South-East	Oxford
UKK	South-West	Bristol y Bath
UKL	Wales	Cardiff
UKM	Scotland	Glasgow y Edinburgh
UKN	Northern Ireland	Belfast

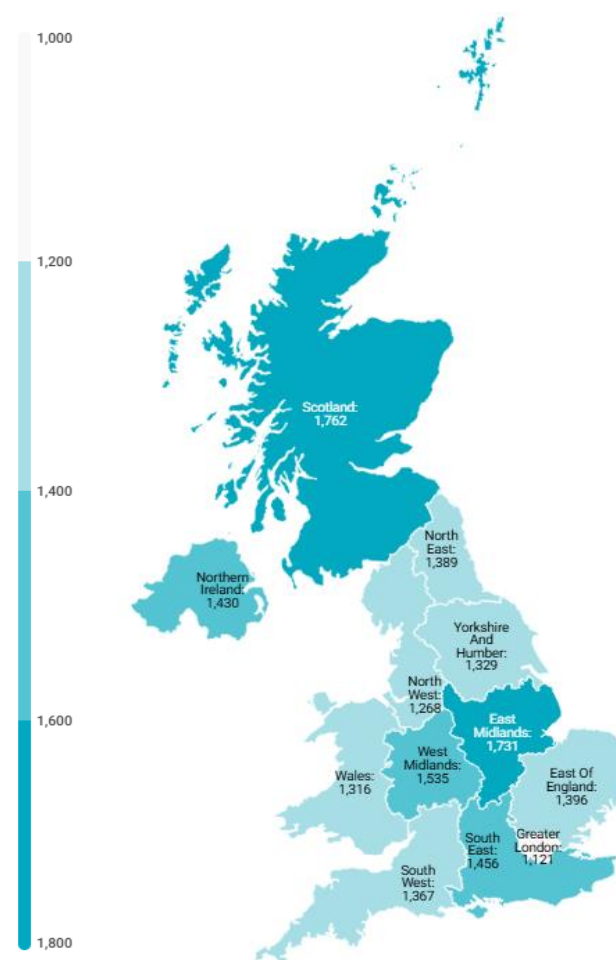


# Expenditure per tourist and trip by source region United Kingdom (2024Q1)


## CANARY ISLANDS: expenditure per tourist and trip by source region (NUTS1)



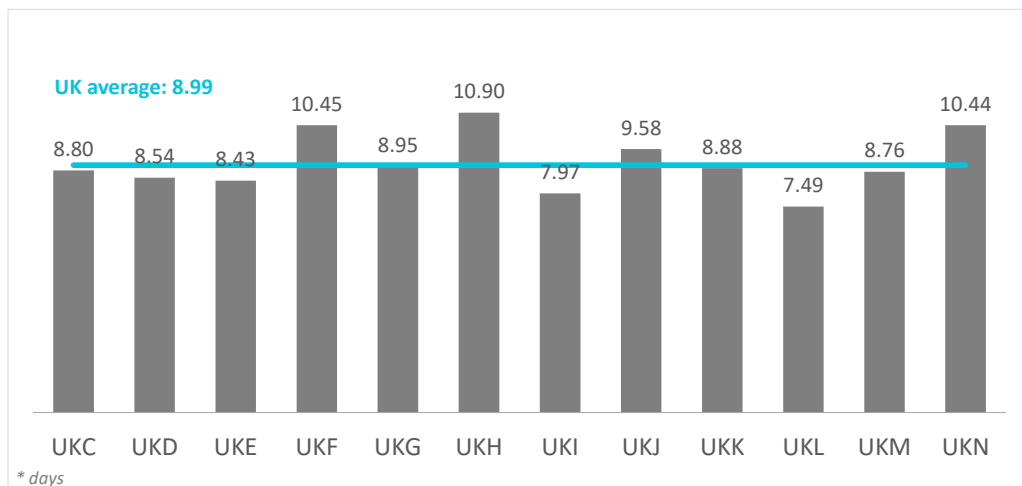
Code	Region (NUTS1)	Main cities
UKC	North-East	Teesside y Newcastle
UKD	North-West	Manchester y Liverpool
UKE	Yorkshire and The Humber	Leeds y Sheffield
UKF	East Midlands	Nottingham
UKG	West Midlands	Birmingham
UKH	East of England	Cambridge
UKI	London	London
UKJ	South-East	Oxford
UKK	South-West	Bristol y Bath
UKL	Wales	Cardiff
UKM	Scotland	Glasgow y Edinburgh
UKN	Northern Ireland	Belfast



# Average length of stay by source region United Kingdom (2024Q1)



## CANARY ISLANDS: average length of stay by source region (NUTS1)



Code	Region (NUTS1)	Main cities
UKC	North-East	Teesside y Newcastle
UKD	North-West	Manchester y Liverpool
UKE	Yorkshire and The Humber	Leeds y Sheffield
UKF	East Midlands	Nottingham
UKG	West Midlands	Birmingham
UKH	East of England	Cambridge
UKI	London	London
UKJ	South-East	Oxford
UKK	South-West	Bristol y Bath
UKL	Wales	Cardiff
UKM	Scotland	Glasgow y Edinburgh
UKN	Northern Ireland	Belfast

