

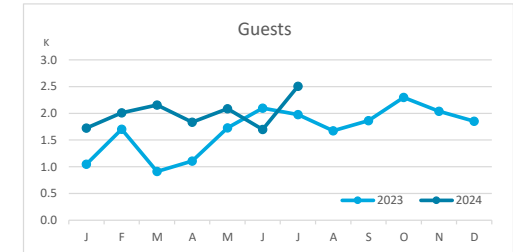
# Main tourist accommodation indicators

## EL HIERRO (January - July 2024)



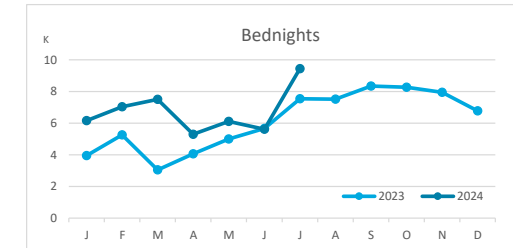
### GUESTS BY ACCOMMODATION TYPE (\*)

	Breakdown by accommodation type											
	TOTAL				Hotels				Apartments			
	Abroad	Mainland	Canary Islands	Total	Abroad	Mainland	Canary Islands	Total	Abroad	Mainland	Canary Islands	Total
Jan - Jul 23	1,764	1,523	7,283	10,570	1,368	1,235	3,736	6,339	396	288	3,547	4,231
Jan - Jul 24	2,196	2,111	9,708	14,015	1,971	1,923	5,868	9,762	225	188	3,840	4,253
Change	432	588	2,425	3,445	603	688	2,132	3,423	-171	-100	293	22
Change, %	24.5%	38.6%	33.3%	32.6%	44.1%	55.7%	57.1%	54.0%	-43.2%	-34.7%	8.3%	0.5%



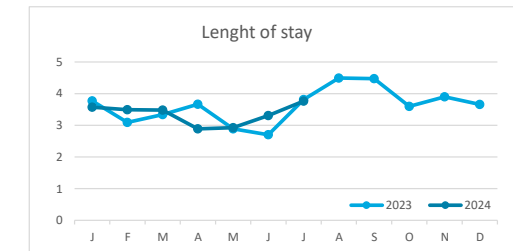
### BEDNIGHTS

	Breakdown by accommodation type											
	TOTAL				Hotels				Apartments			
	Abroad	Mainland	Canary Islands	Total	Abroad	Mainland	Canary Islands	Total	Abroad	Mainland	Canary Islands	Total
Jan - Jul 23	7,024	5,938	21,542	34,504	4,799	4,478	8,950	18,227	2,225	1,460	12,592	16,277
Jan - Jul 24	9,715	8,013	29,416	47,144	7,744	6,878	14,900	29,522	1,971	1,135	14,516	17,622
Change	2,691	2,075	7,874	12,640	2,945	2,400	5,950	11,295	-254	-325	1,924	1,345
Change, %	38.3%	34.9%	36.6%	36.6%	61.4%	53.6%	66.5%	62.0%	-11.4%	-22.3%	15.3%	8.3%

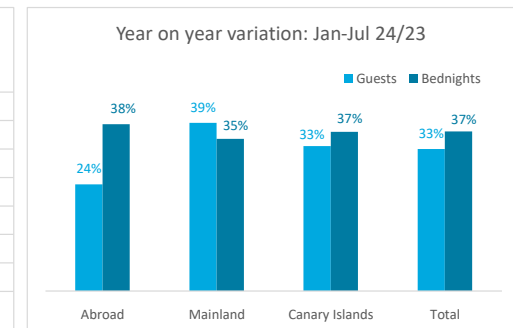
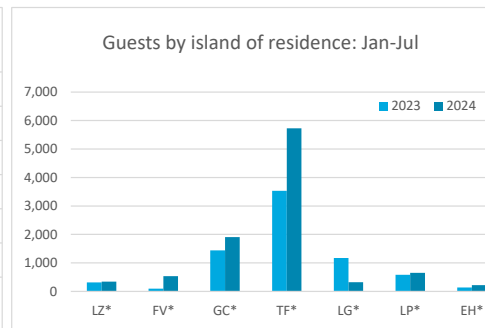
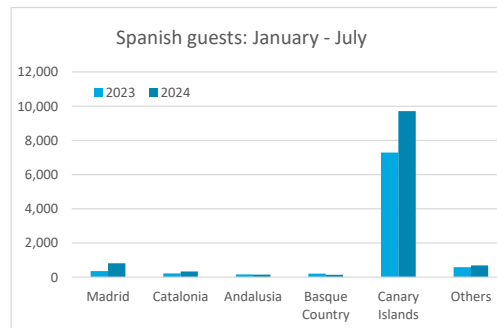
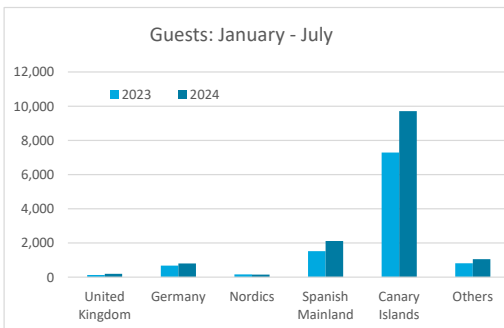


### LENGHT OF STAY

	Breakdown by accommodation type											
	TOTAL				Hotels				Apartments			
	Abroad	Mainland	Canary Islands	Total	Abroad	Mainland	Canary Islands	Total	Abroad	Mainland	Canary Islands	Total
Jan - Jul 23	4.0	3.9	3.0	3.3	3.5	3.6	2.4	2.9	5.6	5.1	3.6	3.8
Jan - Jul 24	4.4	3.8	3.0	3.4	3.9	3.6	2.5	3.0	8.8	6.0	3.8	4.1
Change	0.4	-0.1	0.1	0.1	0.4	0.0	0.1	0.1	3.1	1.0	0.2	0.3



### GUESTS AND BEDNIGHTS BY PLACE OF RESIDENCE



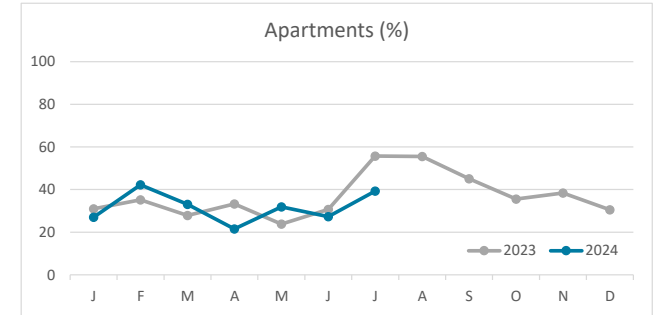
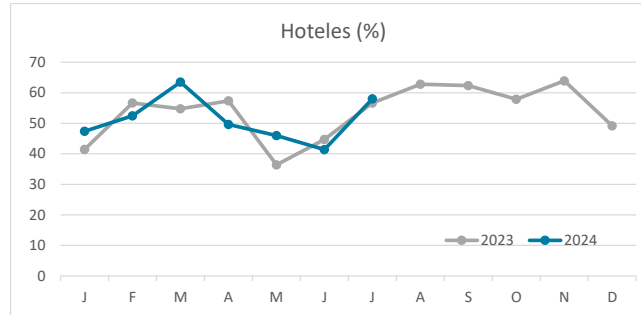
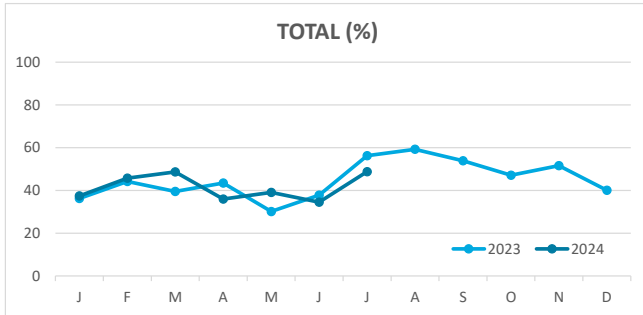
Note: LZ\* (Lanzarote), FV\* (Fuerteventura), GC\* (Gran Canaria), TF\* (Tenerife), LG\* (La Gomera), LP\* (La Palma) and EH\* (El Hierro).

# Main tourist accommodation indicators

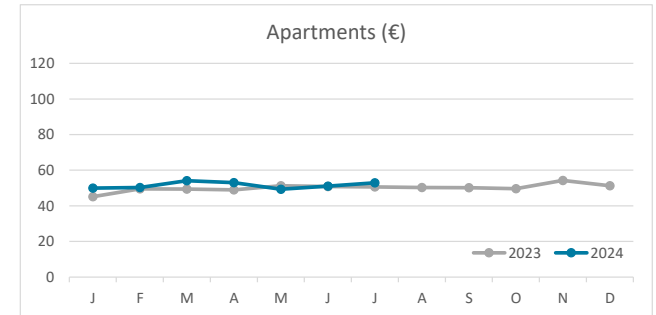
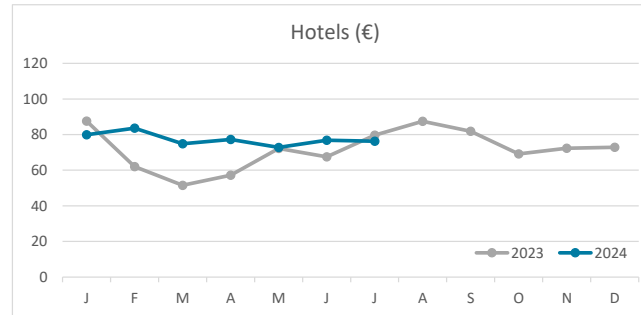
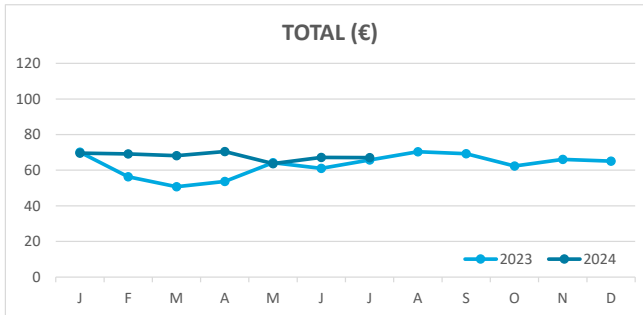
## EL HIERRO (January - July 2024)



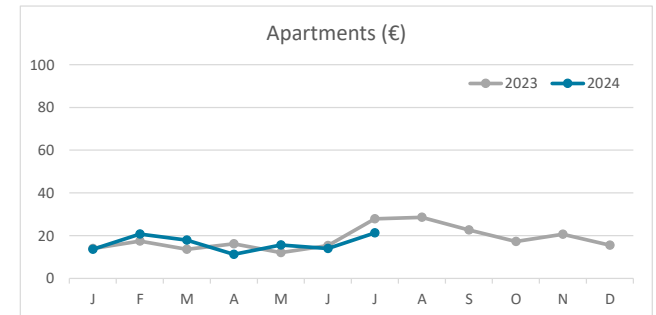
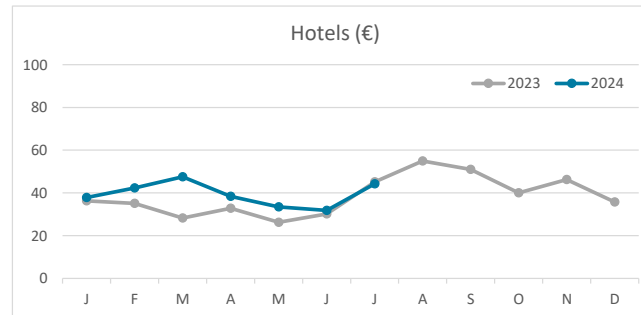
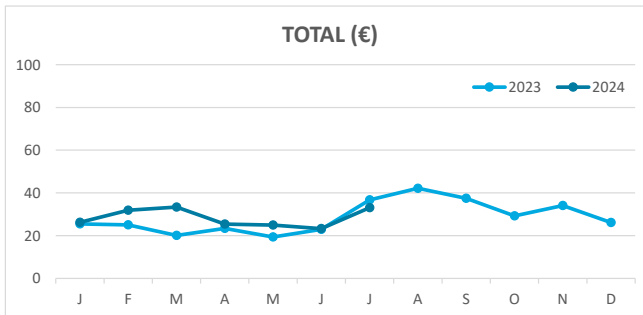
### OCCUPANCY RATE PER ROOM / APARTMENT



### ADR (Average Daily Rate)



### REVPAR (Revenue Per Available Room)



Note: "Guests indicator" refers to number of guests checking in as new arrivals.  
 Source: Encuestas de Alojamiento Turístico (ISTAC)