

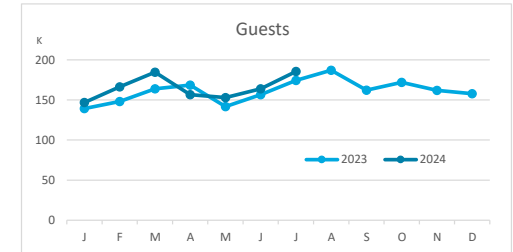
Main tourist accommodation indicators

FUERTEVENTURA (January - July 2024)



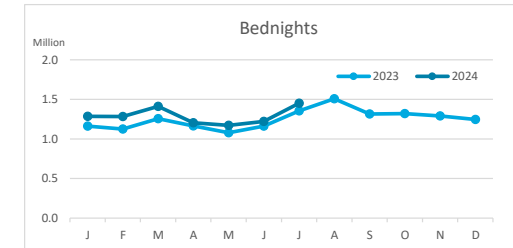
GUESTS BY ACCOMMODATION TYPE (*)

	TOTAL				Breakdown by accommodation type							
					Hotels				Apartments			
	Abroad	Mainland	Canary Islands	Total	Abroad	Mainland	Canary Islands	Total	Abroad	Mainland	Canary Islands	Total
Jan - Jul 23	953,597	71,556	67,432	1,092,585	875,513	61,630	53,797	990,940	78,084	9,926	13,635	101,645
Jan - Jul 24	1,007,542	80,567	68,424	1,156,533	907,970	68,503	55,034	1,031,507	99,572	12,064	13,390	125,026
Change	53,945	9,011	992	63,948	32,457	6,873	1,237	40,567	21,488	2,138	-245	23,381
Change, %	5.7%	12.6%	1.5%	5.9%	3.7%	11.2%	2.3%	4.1%	27.5%	21.5%	-1.8%	23.0%



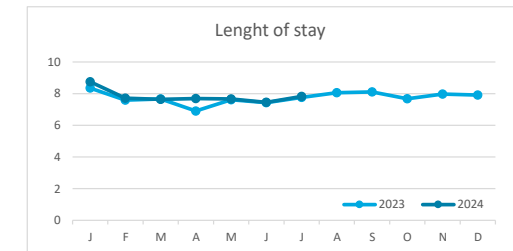
BEDNIGHTS

	TOTAL				Breakdown by accommodation type							
					Hotels				Apartments			
	Abroad	Mainland	Canary Islands	Total	Abroad	Mainland	Canary Islands	Total	Abroad	Mainland	Canary Islands	Total
Jan - Jul 23	7,657,040	345,046	302,887	8,304,973	6,888,091	298,125	238,664	7,424,880	768,949	46,921	64,223	880,093
Jan - Jul 24	8,205,826	452,511	367,736	9,026,073	7,260,898	377,776	305,028	7,943,702	944,928	74,735	62,708	1,082,371
Change	548,786	107,465	64,849	721,100	372,807	79,651	66,364	518,822	175,979	27,814	-1,515	202,278
Change, %	7.2%	31.1%	21.4%	8.7%	5.4%	26.7%	27.8%	7.0%	22.9%	59.3%	-2.4%	23.0%

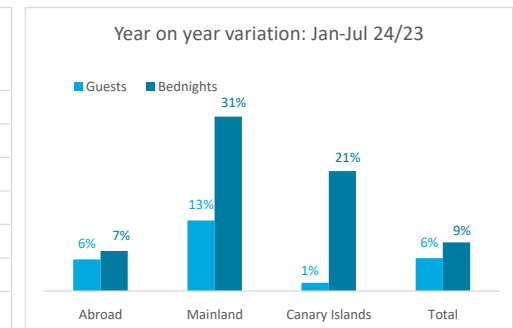
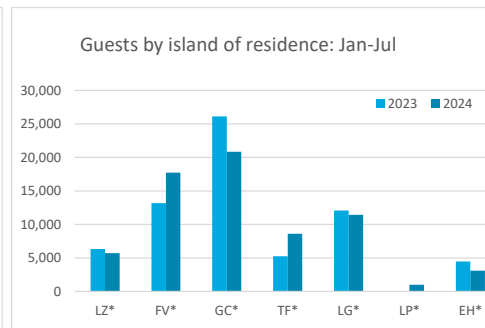
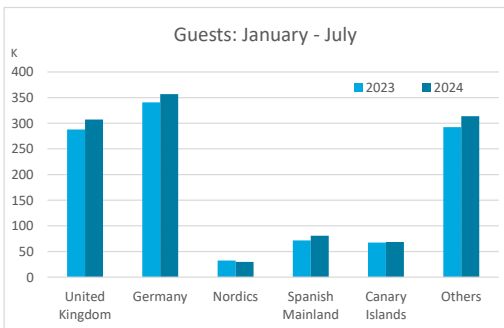


LENGHT OF STAY

	TOTAL				Breakdown by accommodation type							
					Hotels				Apartments			
	Abroad	Mainland	Canary Islands	Total	Abroad	Mainland	Canary Islands	Total	Abroad	Mainland	Canary Islands	Total
Jan - Jul 23	8.0	4.8	4.5	7.6	7.9	4.8	4.4	7.5	9.8	4.7	4.7	8.7
Jan - Jul 24	8.1	5.6	5.4	7.8	8.0	5.5	5.5	7.7	9.5	6.2	4.7	8.7
Change	0.1	0.8	0.9	0.2	0.1	0.7	1.1	0.2	-0.4	1.5	0.0	0.0




GUESTS AND BEDNIGHTS BY PLACE OF RESIDENCE



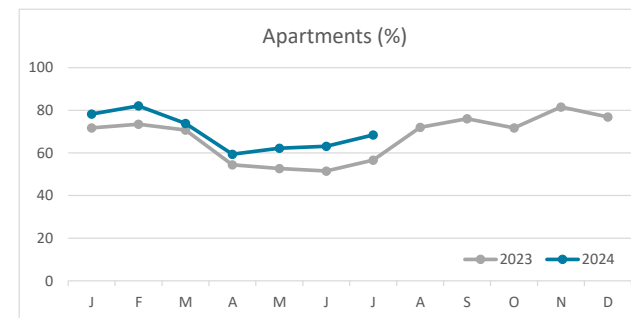
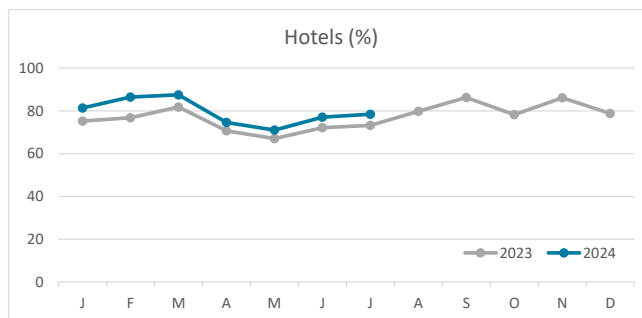
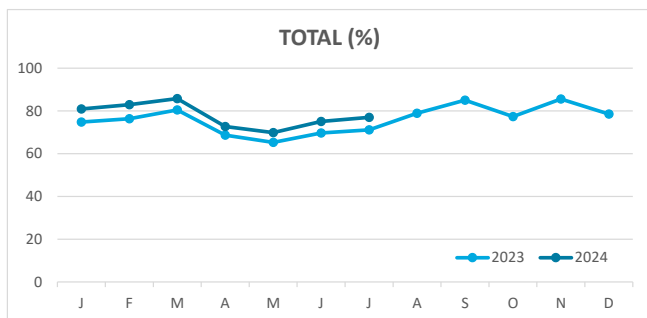
Note: LZ* (Lanzarote), FV* (Fuerteventura), GC* (Gran Canaria), TF* (Tenerife), LG* (La Gomera), LP* (La Palma) and EH* (El Hierro).

Main tourist accommodation indicators

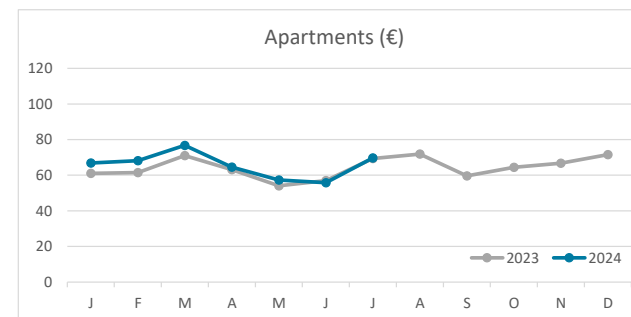
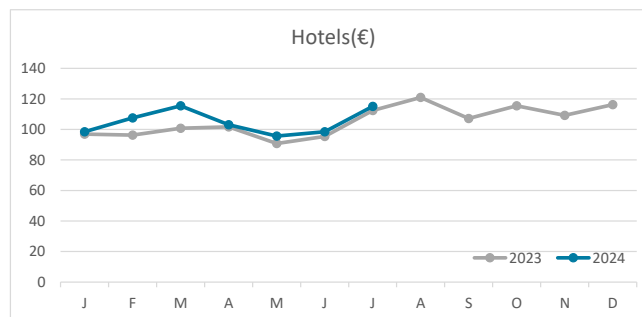
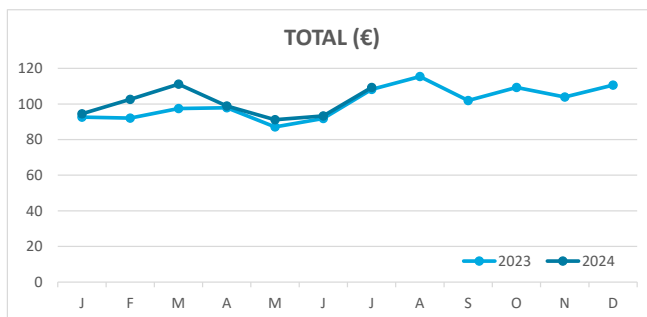
FUERTEVENTURA (January - July 2024)



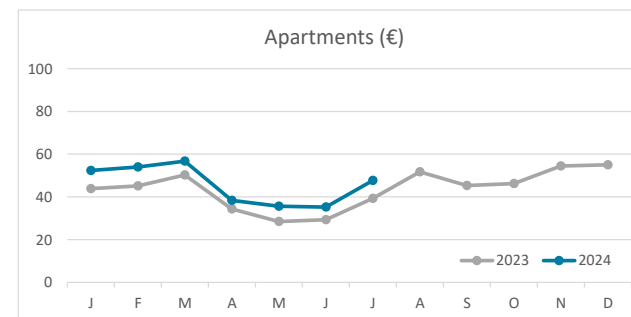
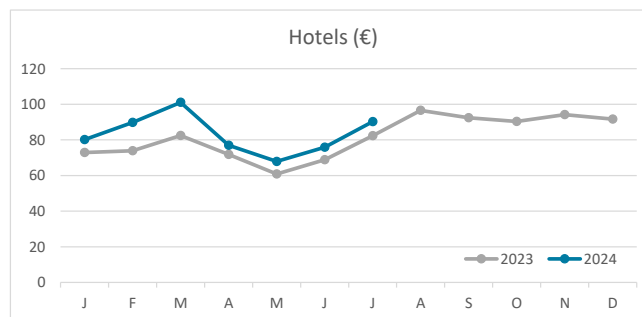
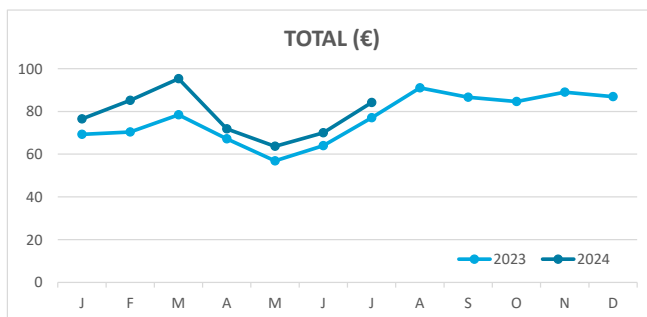
OCCUPANCY RATE PER ROOM / APARTMENT



ADR (Average Daily Rate)



REVPAR (Revenue Per Available Room)



Note: "Guests indicator" refers to number of guests checking in as new arrivals.
 Source: Encuestas de Alojamiento Turístico (ISTAC)