

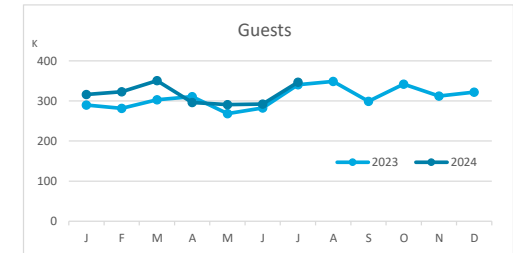
# Main tourist accommodation indicators

## GRAN CANARIA (January - July 2024)



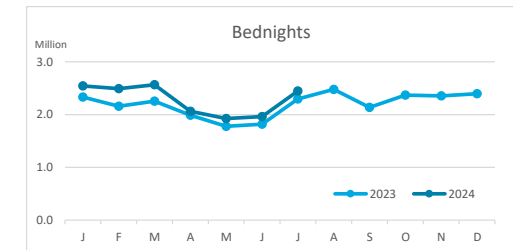
### GUESTS BY ACCOMMODATION TYPE (\*)

	Breakdown by accommodation type											
	TOTAL				Hotels				Apartments			
	Abroad	Mainland	Canary Islands	Total	Abroad	Mainland	Canary Islands	Total	Abroad	Mainland	Canary Islands	Total
Jan - Jul 23	1,565,548	200,098	310,521	<b>2,076,167</b>	1,210,030	175,030	209,612	<b>1,594,672</b>	355,518	25,068	100,909	<b>481,495</b>
Jan - Jul 24	1,723,980	206,272	285,296	<b>2,215,548</b>	1,310,978	177,764	197,031	<b>1,685,773</b>	413,002	28,508	88,265	<b>529,775</b>
Change	158,432	6,174	-25,225	<b>139,381</b>	100,948	2,734	-12,581	<b>91,101</b>	57,484	3,440	-12,644	<b>48,280</b>
Change, %	10.1%	3.1%	-8.1%	<b>6.7%</b>	8.3%	1.6%	-6.0%	<b>5.7%</b>	16.2%	13.7%	-12.5%	<b>10.0%</b>



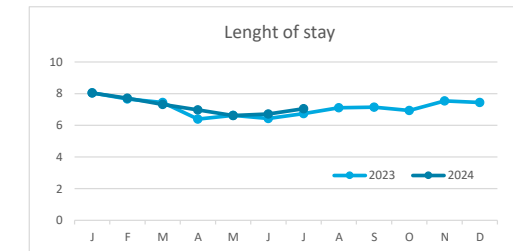
### BEDNIGHTS

	Breakdown by accommodation type											
	TOTAL				Hotels				Apartments			
	Abroad	Mainland	Canary Islands	Total	Abroad	Mainland	Canary Islands	Total	Abroad	Mainland	Canary Islands	Total
Jan - Jul 23	12,784,951	808,963	1,025,212	<b>14,619,126</b>	9,198,015	693,853	612,090	<b>10,503,958</b>	3,586,936	115,110	413,122	<b>4,115,168</b>
Jan - Jul 24	14,040,277	895,919	1,058,183	<b>15,994,379</b>	10,059,705	746,465	661,786	<b>11,467,956</b>	3,980,572	149,454	396,397	<b>4,526,423</b>
Change	1,255,326	86,956	32,971	<b>1,375,253</b>	861,690	52,612	49,696	<b>963,998</b>	393,636	34,344	-16,725	<b>411,255</b>
Change, %	9.8%	10.7%	3.2%	<b>9.4%</b>	9.4%	7.6%	8.1%	<b>9.2%</b>	11.0%	29.8%	-4.0%	<b>10.0%</b>

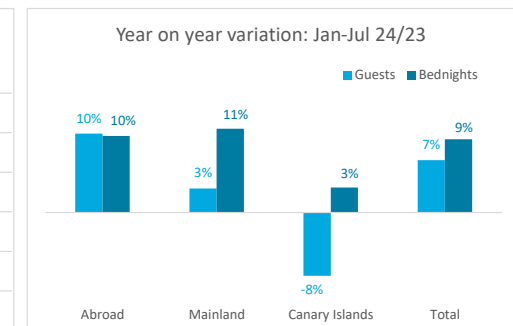
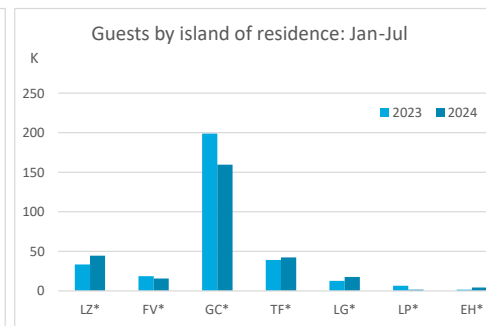
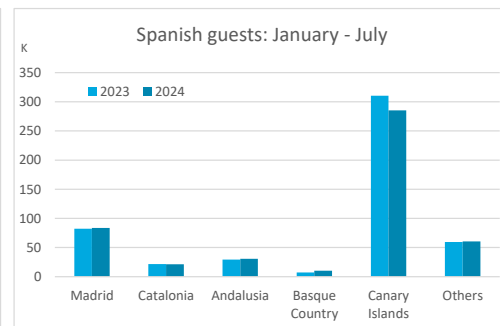
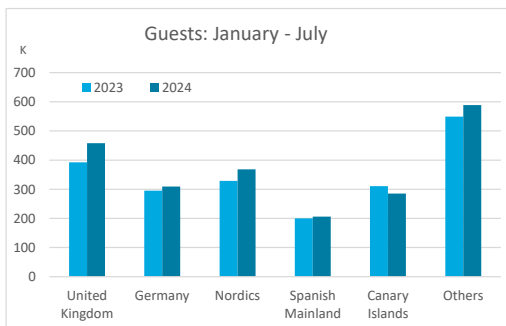


### LENGHT OF STAY

	Breakdown by accommodation type											
	TOTAL				Hotels				Apartments			
	Abroad	Mainland	Canary Islands	Total	Abroad	Mainland	Canary Islands	Total	Abroad	Mainland	Canary Islands	Total
Jan - Jul 23	8.2	4.0	3.3	<b>7.0</b>	7.6	4.0	2.9	<b>6.6</b>	10.1	4.6	4.1	<b>8.5</b>
Jan - Jul 24	8.1	4.3	3.7	<b>7.2</b>	7.7	4.2	3.4	<b>6.8</b>	9.6	5.2	4.5	<b>8.5</b>
Change	0.0	0.3	0.4	<b>0.2</b>	0.1	0.2	0.4	<b>0.2</b>	-0.5	0.7	0.4	<b>0.0</b>




### GUESTS AND BEDNIGHTS BY PLACE OF RESIDENCE

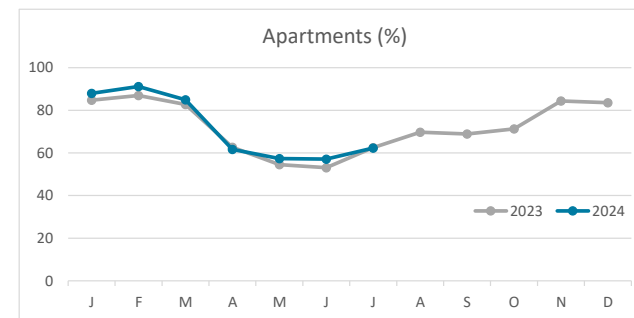
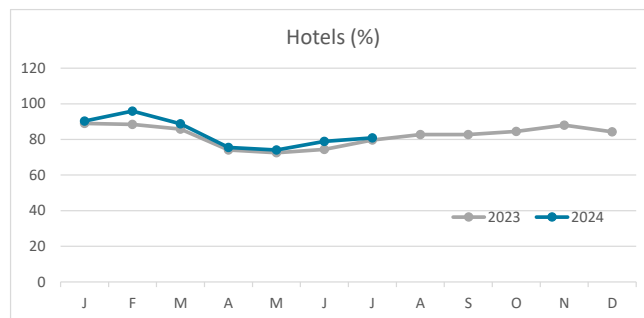
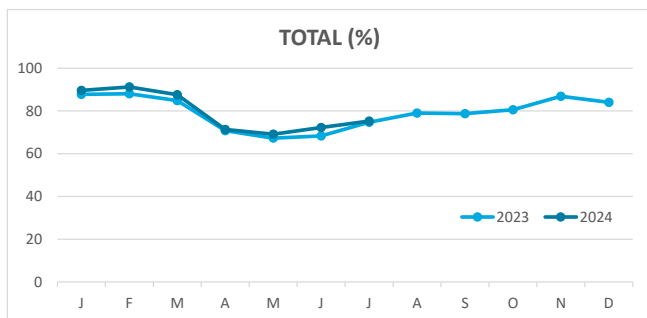


Note: LZ\* (Lanzarote), FV\* (Fuerteventura), GC\* (Gran Canaria), TF\* (Tenerife), LG\* (La Gomera), LP\* (La Palma) and EH\* (El Hierro).

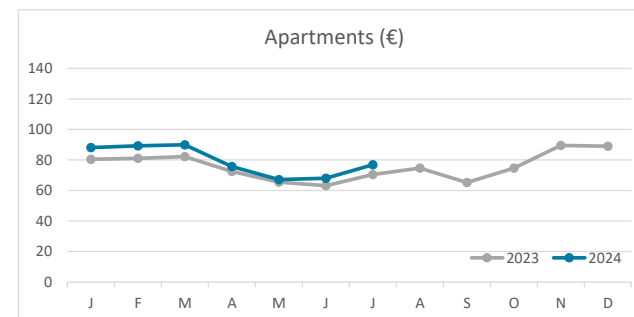
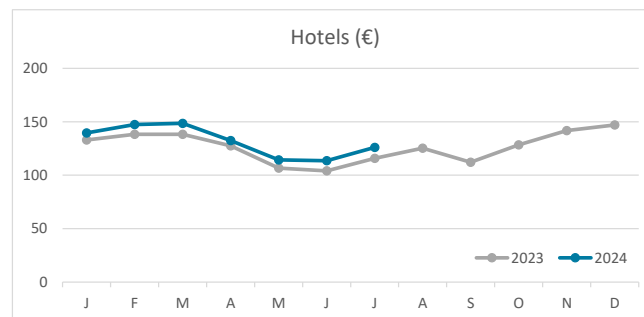
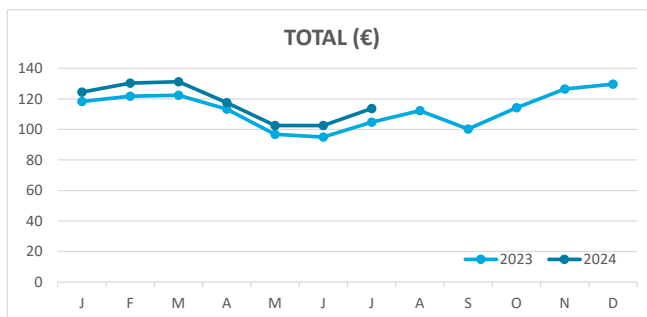
# Main tourist accommodation indicators GRAN CANARIA (January - July 2024)



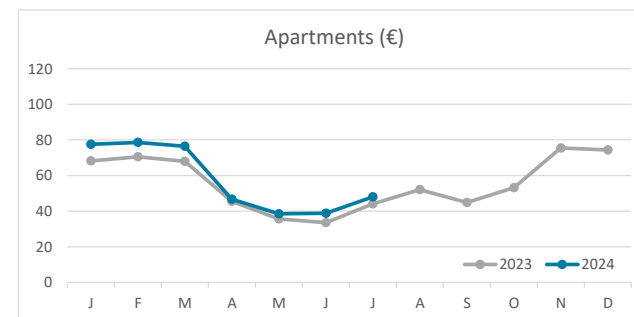
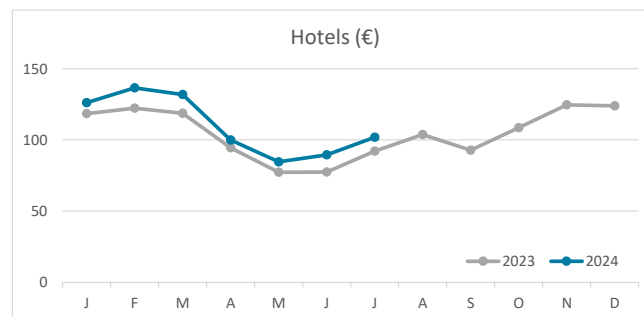
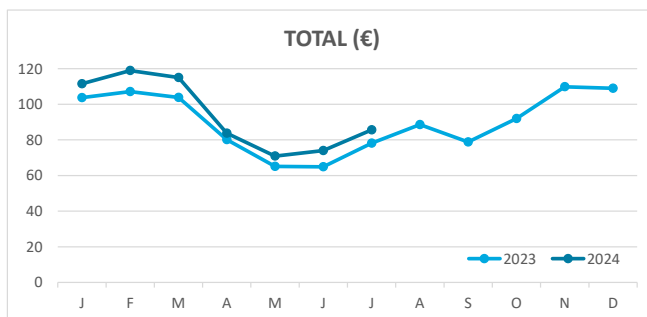
## OCCUPANCY RATE PER ROOM / APARTMENT



## ADR (Average Daily Rate)



## REVPAR (Revenue Per Available Room)



Note: "Guests indicator" refers to number of guests checking in as new arrivals.  
Source: Encuestas de Alojamiento Turístico (ISTAC)