

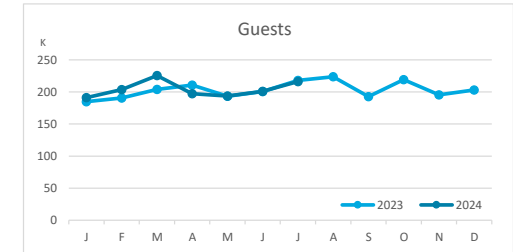
Main tourist accommodation indicators

LANZAROTE (January - July 2024)



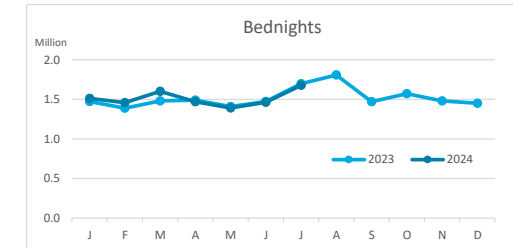
GUESTS BY ACCOMMODATION TYPE (*)

	Breakdown by accommodation type											
	TOTAL				Hotels				Apartments			
	Abroad	Mainland	Canary Islands	Total	Abroad	Mainland	Canary Islands	Total	Abroad	Mainland	Canary Islands	Total
Jan - Jul 23	1,198,652	145,513	57,491	1,401,656	846,693	117,703	34,248	998,644	351,959	27,810	23,243	403,012
Jan - Jul 24	1,251,347	122,236	54,331	1,427,914	883,843	101,419	38,420	1,023,682	367,504	20,817	15,911	404,232
Change	52,695	-23,277	-3,160	26,258	37,150	-16,284	4,172	25,038	15,545	-6,993	-7,332	1,220
Change, %	4.4%	-16.0%	-5.5%	1.9%	4.4%	-13.8%	12.2%	2.5%	4.4%	-25.1%	-31.5%	0.3%



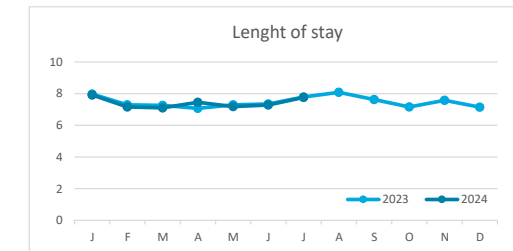
BEDNIGHTS

	Breakdown by accommodation type											
	TOTAL				Hotels				Apartments			
	Abroad	Mainland	Canary Islands	Total	Abroad	Mainland	Canary Islands	Total	Abroad	Mainland	Canary Islands	Total
Jan - Jul 23	9,424,968	769,750	216,591	10,411,309	6,347,083	578,841	107,476	7,033,400	3,077,885	190,909	109,115	3,377,909
Jan - Jul 24	9,717,242	661,480	194,600	10,573,322	6,617,028	513,400	119,072	7,249,500	3,100,214	148,080	75,528	3,323,822
Change	292,274	-108,270	-21,991	162,013	269,945	-65,441	11,596	216,100	22,329	-42,829	-33,587	-54,087
Change, %	3.1%	-14.1%	-10.2%	1.6%	4.3%	-11.3%	10.8%	3.1%	0.7%	-22.4%	-30.8%	-1.6%

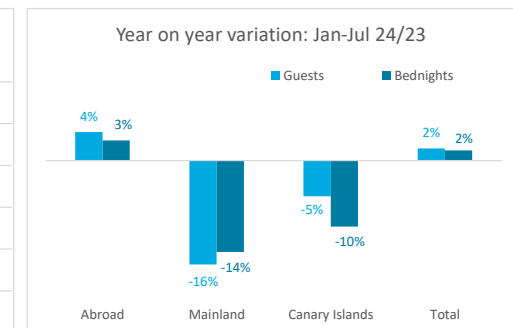
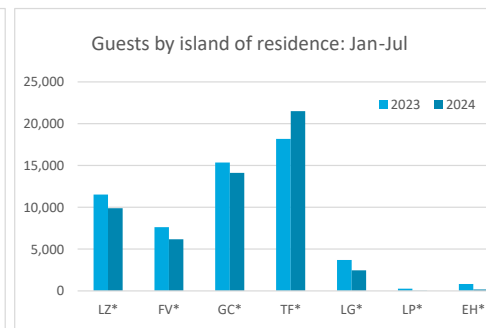
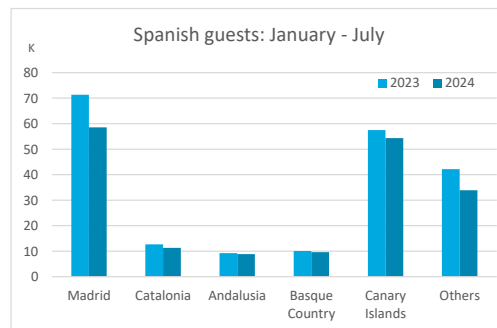
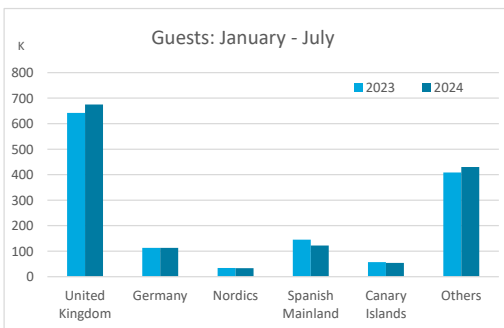


LENGHT OF STAY

	Breakdown by accommodation type											
	TOTAL				Hotels				Apartments			
	Abroad	Mainland	Canary Islands	Total	Abroad	Mainland	Canary Islands	Total	Abroad	Mainland	Canary Islands	Total
Jan - Jul 23	7.9	5.3	3.8	7.4	7.5	4.9	3.1	7.0	8.7	6.9	4.7	8.4
Jan - Jul 24	7.8	5.4	3.6	7.4	7.5	5.1	3.1	7.1	8.4	7.1	4.7	8.2
Change	-0.1	0.1	-0.2	0.0	0.0	0.1	0.0	0.0	-0.3	0.2	0.1	-0.2



GUESTS AND BEDNIGHTS BY PLACE OF RESIDENCE



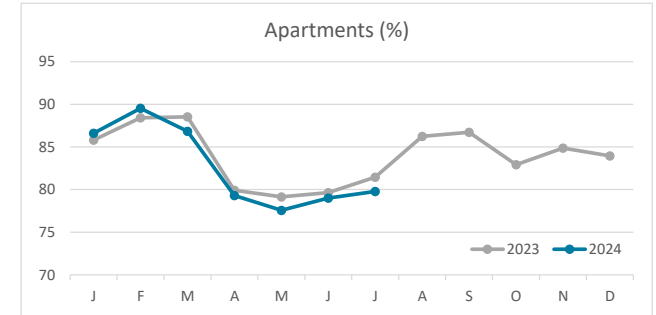
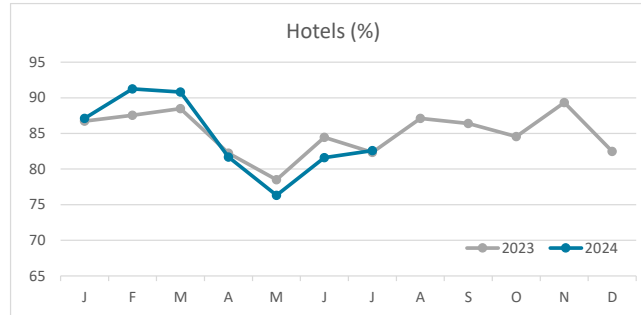
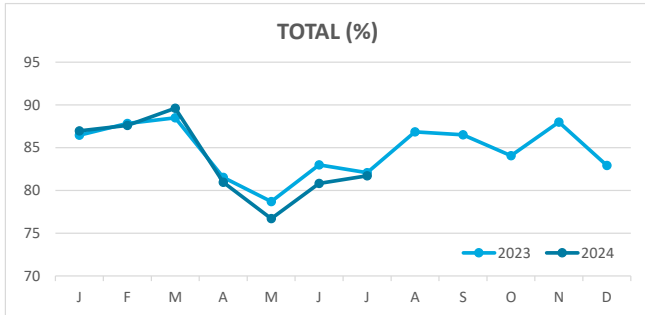
Note: LZ* (Lanzarote), FV* (Fuerteventura), GC* (Gran Canaria), TF* (Tenerife), LG* (La Gomera), LP* (La Palma) and EH* (El Hierro).

Main tourist accommodation indicators

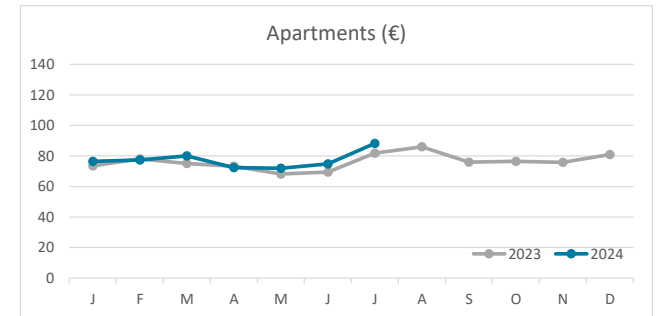
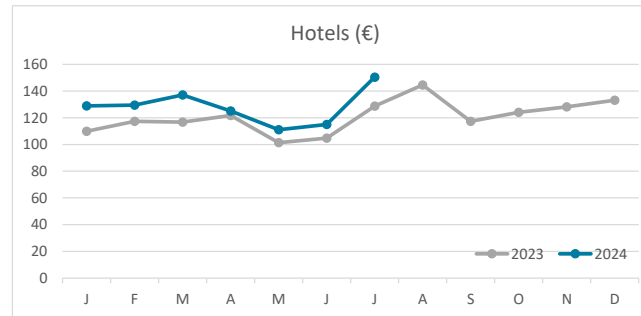
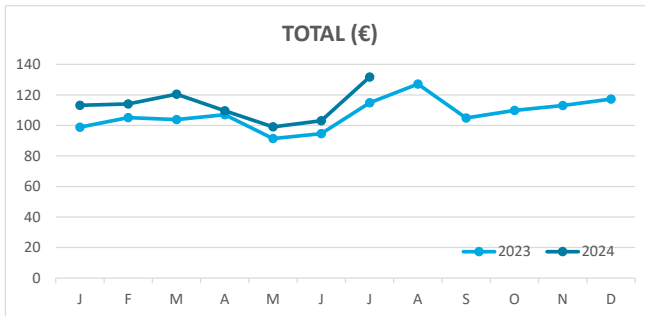
LANZAROTE (January - July 2024)



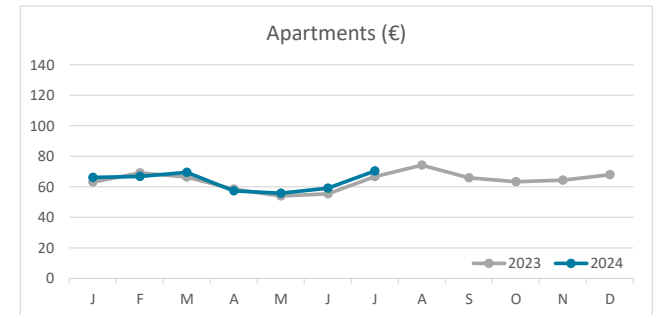
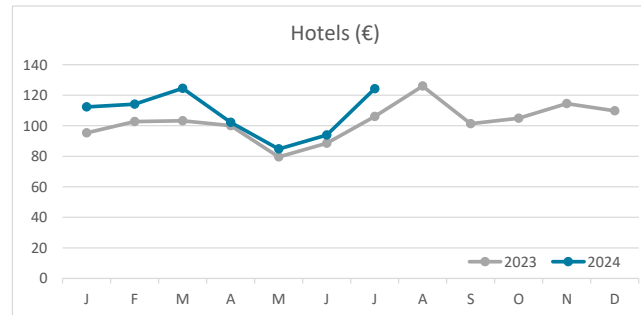
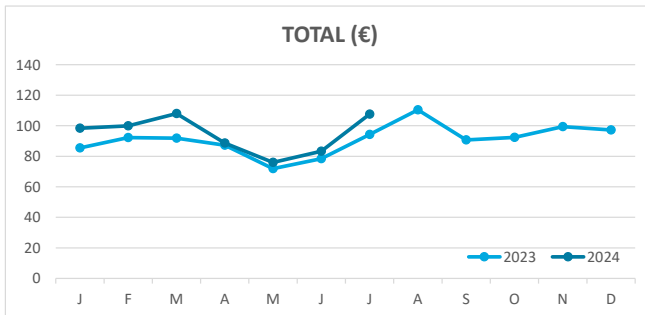
OCCUPANCY RATE PER ROOM / APARTMENT



ADR (Average Daily Rate)



REVPAR (Revenue Per Available Room)



Note: "Guests indicator" refers to number of guests checking in as new arrivals.
 Source: Encuestas de Alojamiento Turístico (ISTAC)