

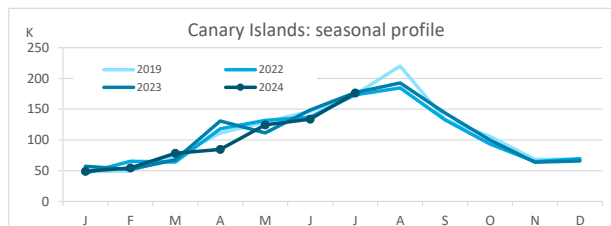
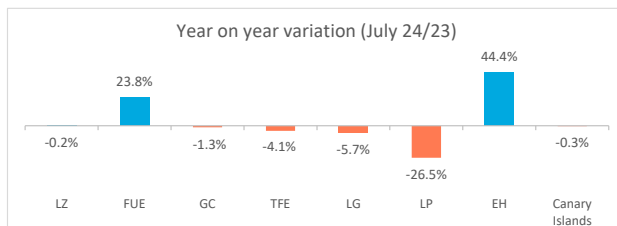
Domestic tourism

July 2024



Canary Islands residents staying in tourist accommodation by island of stay

	Lanzarote	Fuerteventura	Gran Canaria	Tenerife	La Gomera	La Palma	El Hierro	Canary Islands
July 2023	10,790	16,195	81,035	56,467	6,228	4,845	1,413	176,973
July 2024	10,766	20,056	79,950	54,129	5,876	3,561	2,041	176,379
% residents in the island	12.4%	10.0%	63.9%	53.8%	2.5%	34.8%	2.4%	100%
Change, 24-23	-24	3,861	-1,085	-2,338	-352	-1,284	628	-594
Change, % 24-23	-0.2%	23.8%	-1.3%	-4.1%	-5.7%	-26.5%	44.4%	-0.3%



Canary Islands residents staying in tourist accommodation by island of residence and island of stay

		ISLAND OF STAY							CANARY ISLANDS
		Lanzarote	Fuerteventura	Gran Canaria	Tenerife	La Gomera	La Palma	El Hierro	
ISLAND OF RESIDENCE	Lanzarote	1,338	2,000	9,435	3,497	19	51	48	16,388
	Fuerteventura	1,553	1,998	3,738	1,673	64	51	129	9,206
	Gran Canaria	2,387	6,196	51,128	4,954	594	814	391	66,464
	Tenerife	4,714	2,711	10,738	29,104	4,049	764	1,136	53,216
	La Gomera	0	87	816	3,364	148	478	178	5,071
	La Palma	748	6,371	3,087	11,168	478	1,239	110	23,201
	El Hierro	26	693	1,008	369	524	164	49	2,833
	CANARY ISLANDS	10,766	20,056	79,950	54,129	5,876	3,561	2,041	176,379

Year on year variation: July 2024/2023

		ISLAND OF STAY							CANARY ISLANDS
		Lanzarote	Fuerteventura	Gran Canaria	Tenerife	La Gomera	La Palma	El Hierro	
ISLAND OF RESIDENCE	Lanzarote	-37.7%	75.6%	6.1%	186.9%	-9.5%	-66.9%	-75.1%	19.1%
	Fuerteventura	140.0%	-5.5%	-12.6%	131.4%	326.7%	-74.4%	-	15.4%
	Gran Canaria	-21.7%	-3.4%	0.1%	-24.0%	-23.6%	-44.7%	-23.0%	-4.8%
	Tenerife	22.2%	44.3%	34.5%	5.8%	-23.4%	-20.3%	135.2%	11.0%
	La Gomera	-100.0%	2800.0%	-69.6%	133.4%	82.7%	1191.9%	-	18.6%
	La Palma	-20.3%	48.2%	-48.6%	-40.2%	939.1%	-33.4%	3.8%	-27.4%
	El Hierro	-78.2%	100.3%	1045.5%	-2.1%	-	0.0%	-60.2%	132.8%
	CANARY ISLANDS	-0.2%	23.8%	-1.3%	-4.1%	-5.7%	-26.5%	44.4%	-0.3%

Canary Islands residents travelling to other islands (residents of each island are excluded)

	Lanzarote	Fuerteventura	Gran Canaria	Tenerife	La Gomera	La Palma	El Hierro	Canary Islands
Outbound tourism	15,050	7,208	15,336	24,112	4,923	21,962	2,784	91,375
Year on year variation (%)	29.5%	22.9%	-18.1%	17.9%	17.4%	-27.0%	154.5%	-0.7%
Inbound tourism	9,428	18,058	28,822	25,025	5,728	2,322	1,992	91,375
Year on year variation (%)	9.1%	28.3%	-3.7%	-13.6%	-6.8%	-22.2%	54.4%	-0.7%
Net balance	-5,622	10,850	13,486	913	805	-19,640	-792	0

Distribution by island of residence

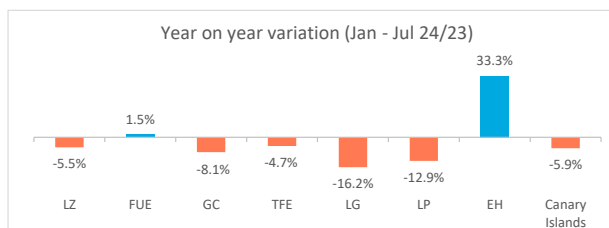
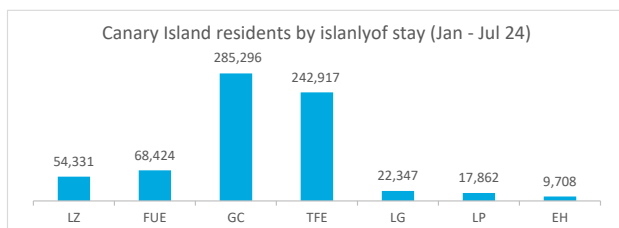
		ISLAND OF STAY							CANARY ISLANDS
		Lanzarote	Fuerteventura	Gran Canaria	Tenerife	La Gomera	La Palma	El Hierro	
ISLAND OF RESIDENCE	Lanzarote	12.4%	10.0%	11.8%	6.5%	0.3%	1.4%	2.4%	9.3%
	Fuerteventura	14.4%	10.0%	4.7%	3.1%	1.1%	1.4%	6.3%	5.2%
	Gran Canaria	22.2%	30.9%	63.9%	9.2%	10.1%	22.9%	19.2%	37.7%
	Tenerife	43.8%	13.5%	13.4%	53.8%	68.9%	21.5%	55.7%	30.2%
	La Gomera	0.0%	0.4%	1.0%	6.2%	2.5%	13.4%	8.7%	2.9%
	La Palma	6.9%	31.8%	3.9%	20.6%	8.1%	34.8%	5.4%	13.2%
	El Hierro	0.2%	3.5%	1.3%	0.7%	8.9%	4.6%	2.4%	1.6%
	CANARY ISLANDS	100%	100%	100%	100%	100%	100%	100%	100%

Distribution by island of stay

		ISLAND OF STAY							CANARY ISLANDS
		Lanzarote	Fuerteventura	Gran Canaria	Tenerife	La Gomera	La Palma	El Hierro	
ISLAND OF RESIDENCE	Lanzarote	8.2%	12.2%	57.6%	21.3%	0.1%	0.3%	0.3%	100%
	Fuerteventura	16.9%	21.7%	40.6%	18.2%	0.7%	0.6%	1.4%	100%
	Gran Canaria	3.6%	9.3%	76.9%	7.5%	0.9%	1.2%	0.6%	100%
	Tenerife	8.9%	5.1%	20.2%	54.7%	7.6%	1.4%	2.1%	100%
	La Gomera	0.0%	1.7%	16.1%	66.3%	2.9%	9.4%	3.5%	100%
	La Palma	3.2%	27.5%	13.3%	48.1%	2.1%	5.3%	0.5%	100%
	El Hierro	0.9%	24.5%	35.6%	13.0%	18.5%	5.8%	1.7%	100%
	CANARY ISLANDS	6.1%	11.4%	45.3%	30.7%	3.3%	2.0%	1.2%	100%

Canary Islands residents staying in tourist accommodation by island of stay

	Lanzarote	Fuerteventura	Gran Canaria	Tenerife	La Gomera	La Palma	El Hierro	Canary Islands
Jan-Jul 2023	57,491	67,432	310,521	254,990	26,676	20,499	7,283	744,892
Jan-Jul 2024	54,331	68,424	285,296	242,917	22,347	17,862	9,708	700,885
% tourist of the island	18.2%	25.9%	55.9%	50.0%	6.0%	36.5%	2.3%	100%
Change, 24-23	-3,160	992	-25,225	-12,073	-4,329	-2,637	2,425	-44,007
Change, % 24-23	-5.5%	1.5%	-8.1%	-4.7%	-16.2%	-12.9%	33.3%	-5.9%



Canary Islands residents staying in tourist accommodation by island of residence and island of stay

ISLAND OF RESIDENCE	ISLAND OF STAY								CANARY ISLANDS
	Lanzarote	Fuerteventura	Gran Canaria	Tenerife	La Gomera	La Palma	El Hierro		
Lanzarote	9,898	5,723	44,559	9,250	88	227	343	70,088	
Fuerteventura	6,166	17,735	15,600	6,777	84	292	536	47,190	
Gran Canaria	14,117	20,856	159,567	26,881	2,308	4,436	1,904	230,069	
Tenerife	21,507	8,600	42,194	121,343	16,746	4,792	5,726	220,908	
La Gomera	15	1,008	1,654	12,568	1,344	899	652	18,140	
La Palma	2,463	11,418	17,531	54,327	570	6,528	324	93,161	
El Hierro	165	3,084	4,191	11,771	1,207	688	223	21,329	
CANARY ISLANDS	54,331	68,424	285,296	242,917	22,347	17,862	9,708	700,885	

Year on year variation: January - July 2024/2023

ISLAND OF RESIDENCE	ISLAND OF STAY								CANARY ISLANDS
	Lanzarote	Fuerteventura	Gran Canaria	Tenerife	La Gomera	La Palma	El Hierro		
Lanzarote	-14.1%	-9.7%	33.6%	49.6%	37.5%	-63.4%	7.5%	20.0%	
Fuerteventura	-19.2%	34.7%	-16.0%	142.6%	281.8%	-28.8%	464.2%	10.5%	
Gran Canaria	-8.1%	-20.2%	-19.8%	-20.6%	-34.7%	-13.5%	32.4%	-19.1%	
Tenerife	18.2%	63.6%	8.0%	-15.3%	-23.1%	-9.4%	62.2%	-6.5%	
La Gomera	-94.2%	33500.0%	-74.3%	33.7%	70.8%	180.9%	11.3%	2.0%	
La Palma	-33.4%	-5.5%	39.0%	18.8%	25.6%	-15.6%	-72.4%	11.6%	
El Hierro	-80.1%	-30.9%	164.1%	-14.8%	2773.8%	-30.6%	59.3%	-2.5%	
CANARY ISLANDS	-5.5%	1.5%	-8.1%	-4.7%	-16.2%	-12.9%	33.3%	-5.9%	

Canary Islands residents travelling to other islands (residents of each island are excluded)

	Lanzarote	Fuerteventura	Gran Canaria	Tenerife	La Gomera	La Palma	El Hierro	Canary Islands
Outbound tourism	60,190	29,455	70,502	99,565	16,796	86,633	21,106	384,247
Year on year variation (%)	28.4%	-0.2%	-17.5%	6.9%	-1.2%	14.4%	-2.9%	4.0%
Inbound tourism	44,433	50,689	125,729	121,574	21,003	11,334	9,485	384,247
Year on year variation (%)	-3.3%	-6.6%	12.6%	8.8%	-18.9%	-11.2%	32.8%	4.0%
Net balance	-15,757	21,234	55,227	22,009	4,207	-75,299	-11,621	0

Distribution by island of residence

ISLAND OF RESIDENCE	ISLAND OF STAY								CANARY ISLANDS
	Lanzarote	Fuerteventura	Gran Canaria	Tenerife	La Gomera	La Palma	El Hierro		
Lanzarote	18.2%	8.4%	15.6%	3.8%	0.4%	1.3%	3.5%	10.0%	
Fuerteventura	11.3%	25.9%	5.5%	2.8%	0.4%	1.6%	5.5%	6.7%	
Gran Canaria	26.0%	30.5%	55.9%	11.1%	10.3%	24.8%	19.6%	32.8%	
Tenerife	39.6%	12.6%	14.8%	50.0%	74.9%	26.8%	59.0%	31.5%	
La Gomera	0.0%	1.5%	0.6%	5.2%	6.0%	5.0%	6.7%	2.6%	
La Palma	4.5%	16.7%	6.1%	22.4%	2.6%	36.5%	3.3%	13.3%	
El Hierro	0.3%	4.5%	1.5%	4.8%	5.4%	3.9%	2.3%	3.0%	
CANARY ISLANDS	100%	100%	100%	100%	100%	100%	100%	100%	

Distribution by island of stay

ISLAND OF RESIDENCE	ISLAND OF STAY								CANARY ISLANDS
	Lanzarote	Fuerteventura	Gran Canaria	Tenerife	La Gomera	La Palma	El Hierro		
Lanzarote	14.1%	8.2%	63.6%	13.2%	0.1%	0.3%	0.5%	100%	
Fuerteventura	13.1%	37.6%	33.1%	14.4%	0.2%	0.6%	1.1%	100%	
Gran Canaria	6.1%	9.1%	69.4%	11.7%	1.0%	1.9%	0.8%	100%	
Tenerife	9.7%	3.9%	19.1%	54.9%	7.6%	2.2%	2.6%	100%	
La Gomera	0.1%	5.6%	9.1%	69.3%	7.4%	5.0%	3.6%	100%	
La Palma	2.6%	12.3%	18.8%	58.3%	0.6%	7.0%	0.3%	100%	
El Hierro	0.8%	14.5%	19.6%	55.2%	5.7%	3.2%	1.0%	100%	
CANARY ISLANDS	7.8%	9.8%	40.7%	34.7%	3.2%	2.5%	1.4%	100%	