
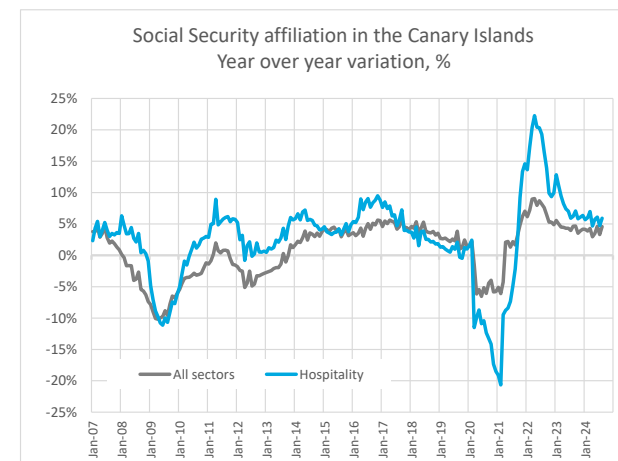
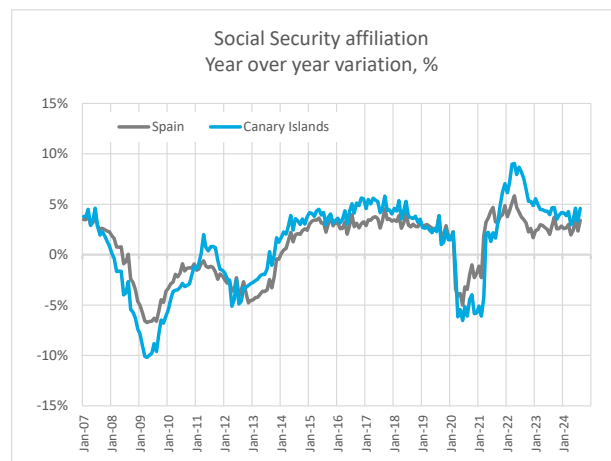


Employment data: Social Security affiliation and unemployment Canary Islands (August 2024)



Social Security affiliation

	Spain: All sectors	Canary Islands: All sectors	Canary Islands: hospitality and travel agencies
Jul-23	20,683,889	872,217	161,781
Aug-23	20,430,272	865,697	161,602
Jul-24	21,168,308	901,122	169,413
Aug-24	21,122,514	905,371	171,145
Month over month variation	-45,794	4,249	1,732
Month over month variation (%)	-0.2%	0.5%	1.0%
Year over year variation	692,242	39,674	9,543
Year over year variation (%)	3.4%	4.6%	5.9%



Unemployment

	Spain: All sectors	Canary Islands: All sectors	Canary Islands: hospitality and travel agencies
Jul-23	2,677,874	172,483	25,687
Aug-23	2,702,700	172,929	25,723
Jul-24	2,550,237	163,488	24,662
Aug-24	2,572,121	163,045	24,362
Month over month variation	21,884	-443	-300
Month over month variation (%)	0.9%	-0.3%	-1.2%
Year over year variation	-130,579	-9,884	-1,361
Year over year variation (%)	-4.8%	-5.7%	-5.3%

