

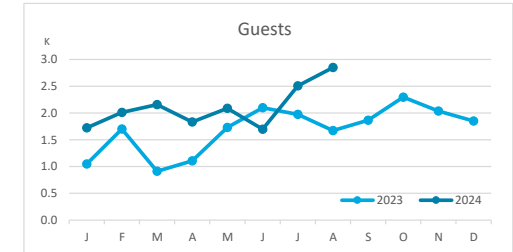
Main tourist accommodation indicators

EL HIERRO (January - August 2024)



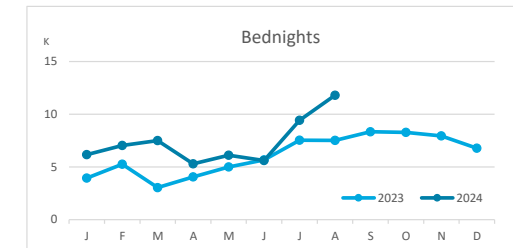
GUESTS BY ACCOMMODATION TYPE (*)

	Breakdown by accommodation type											
	TOTAL				Hotels				Apartments			
	Abroad	Mainland	Canary Islands	Total	Abroad	Mainland	Canary Islands	Total	Abroad	Mainland	Canary Islands	Total
Jan - Aug 23	1,938	1,960	8,344	12,242	1,524	1,629	4,538	7,691	414	331	3,806	4,551
Jan - Aug 24	2,424	2,575	11,865	16,864	2,174	2,337	6,992	11,503	250	238	4,873	5,361
Change	486	615	3,521	4,622	650	708	2,454	3,812	-164	-93	1,067	810
Change, %	25.1%	31.4%	42.2%	37.8%	42.7%	43.5%	54.1%	49.6%	-39.6%	-28.1%	28.0%	17.8%



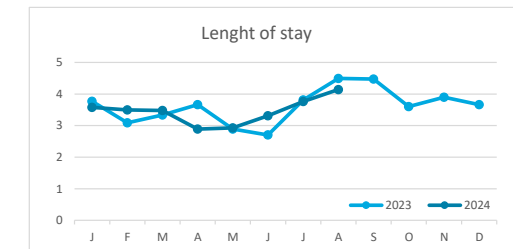
BEDNIGHTS

	Breakdown by accommodation type											
	TOTAL				Hotels				Apartments			
	Abroad	Mainland	Canary Islands	Total	Abroad	Mainland	Canary Islands	Total	Abroad	Mainland	Canary Islands	Total
Jan - Aug 23	7,841	8,192	25,985	42,018	5,501	6,353	11,709	23,563	2,340	1,839	14,276	18,455
Jan - Aug 24	10,698	10,184	38,063	58,945	8,529	8,731	18,438	35,698	2,169	1,453	19,625	23,247
Change	2,857	1,992	12,078	16,927	3,028	2,378	6,729	12,135	-171	-386	5,349	4,792
Change, %	36.4%	24.3%	46.5%	40.3%	55.0%	37.4%	57.5%	51.5%	-7.3%	-21.0%	37.5%	26.0%

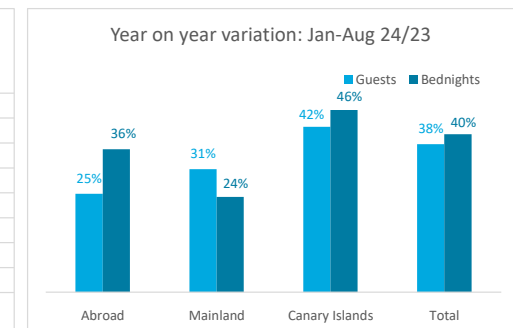
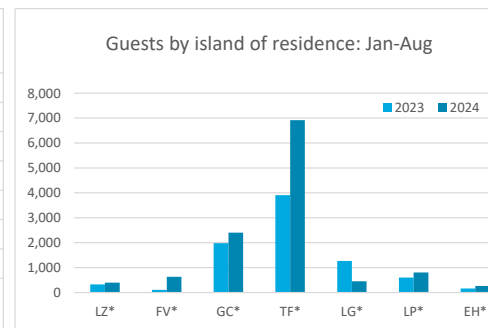
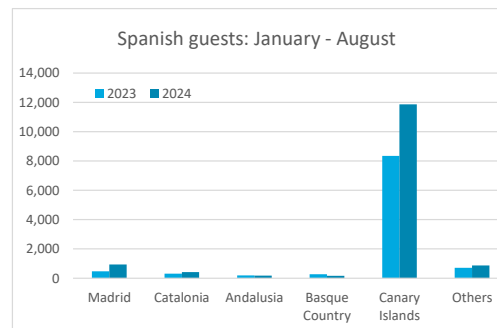
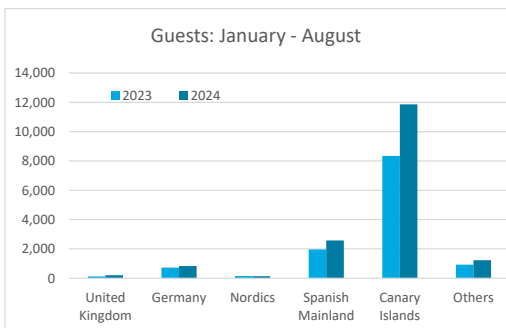


LENGHT OF STAY

	Breakdown by accommodation type											
	TOTAL				Hotels				Apartments			
	Abroad	Mainland	Canary Islands	Total	Abroad	Mainland	Canary Islands	Total	Abroad	Mainland	Canary Islands	Total
Jan - Aug 23	4.0	4.2	3.1	3.4	3.6	3.9	2.6	3.1	5.7	5.6	3.8	4.1
Jan - Aug 24	4.4	4.0	3.2	3.5	3.9	3.7	2.6	3.1	8.7	6.1	4.0	4.3
Change	0.4	-0.2	0.1	0.1	0.3	-0.2	0.1	0.0	3.0	0.5	0.3	0.3




GUESTS AND BEDNIGHTS BY PLACE OF RESIDENCE

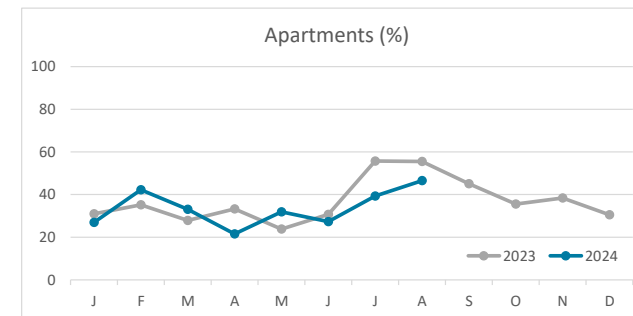
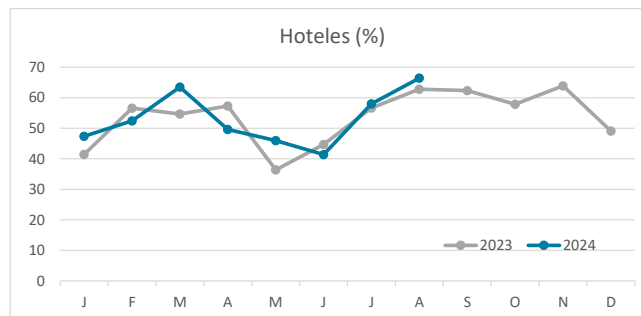
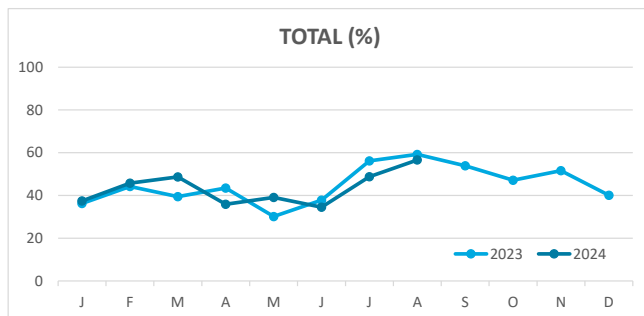


Note: LZ* (Lanzarote), FV* (Fuerteventura), GC* (Gran Canaria), TF* (Tenerife), LG* (La Gomera), LP* (La Palma) and EH* (El Hierro).

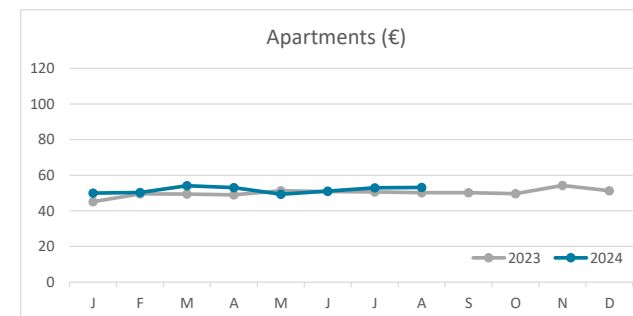
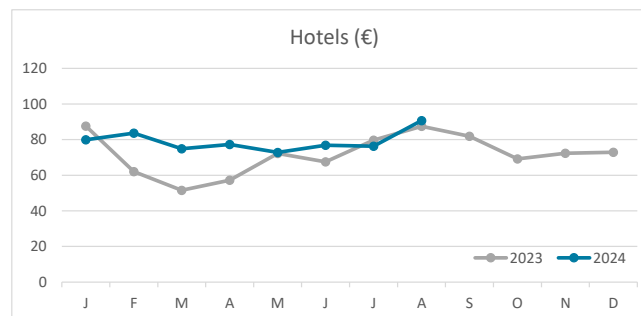
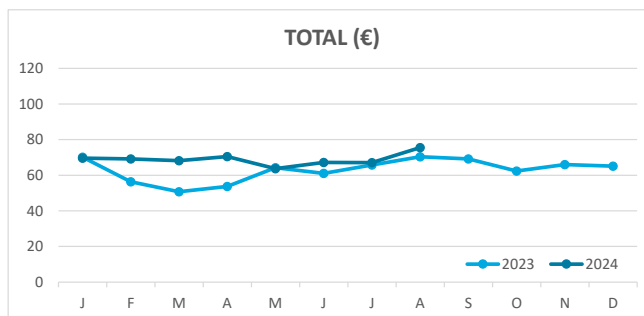
Main tourist accommodation indicators EL HIERRO (January - August 2024)



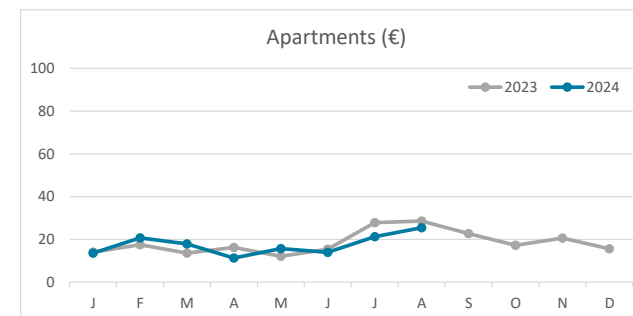
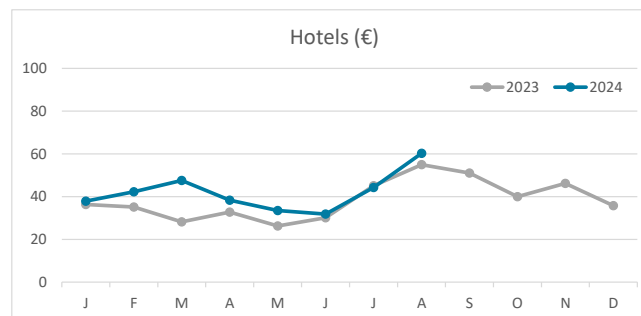
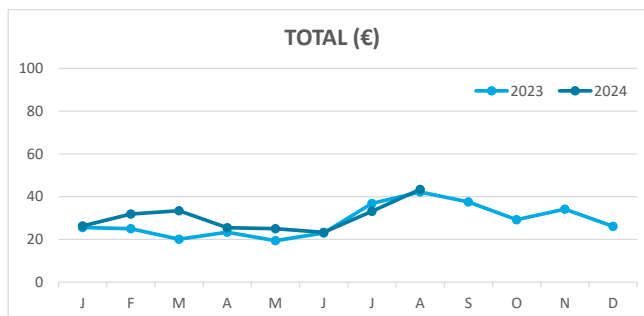
OCCUPANCY RATE PER ROOM / APARTMENT



ADR (Average Daily Rate)



REVPAR (Revenue Per Available Room)



Note: "Guests indicator" refers to number of guests checking in as new arrivals.
Source: Encuestas de Alojamiento Turístico (ISTAC)