

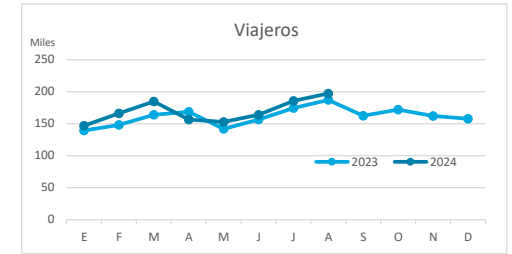
# Principales indicadores de alojamiento turístico

## FUERTEVENTURA (hasta agosto de 2024)



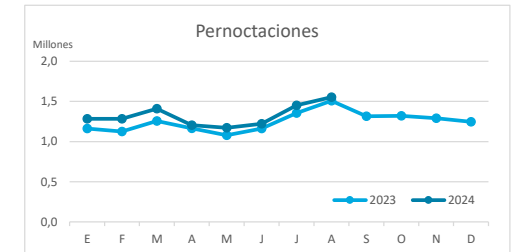
### VIAJEROS EN ALOJAMIENTO TURÍSTICO

	Detalle según tipo de alojamiento											
	TOTAL				Hotelero				Extrahotelero			
	Extranjeros	Peninsulares	Canarios	Total	Extranjeros	Peninsulares	Canarios	Total	Extranjeros	Peninsulares	Canarios	Total
ene-ago23	1.099.780	89.254	90.587	<b>1.279.621</b>	1.008.966	76.272	70.279	<b>1.155.517</b>	90.814	12.982	20.308	<b>124.104</b>
ene-ago24	1.163.010	99.877	90.859	<b>1.353.746</b>	1.045.397	84.368	70.240	<b>1.200.005</b>	117.613	15.509	20.619	<b>153.741</b>
Dif	63.230	10.623	272	<b>74.125</b>	36.431	8.096	-39	<b>44.488</b>	26.799	2.527	311	<b>29.637</b>
Dif, %	5,7%	11,9%	0,3%	<b>5,8%</b>	3,6%	10,6%	-0,1%	<b>3,9%</b>	29,5%	19,5%	1,5%	<b>23,9%</b>



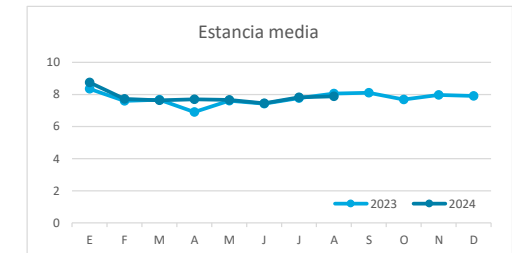
### PERNOCTACIONES

	Detalle según tipo de alojamiento											
	TOTAL				Hotelero				Extrahotelero			
	Extranjeros	Peninsulares	Canarios	Total	Extranjeros	Peninsulares	Canarios	Total	Extranjeros	Peninsulares	Canarios	Total
ene-ago23	8.930.505	450.189	432.022	<b>9.812.716</b>	8.040.449	385.803	331.625	<b>8.757.877</b>	890.056	64.386	100.397	<b>1.054.839</b>
ene-ago24	9.534.858	562.446	482.155	<b>10.579.459</b>	8.425.529	468.370	384.055	<b>9.277.954</b>	1.109.329	94.076	98.100	<b>1.301.505</b>
Dif	604.353	112.257	50.133	<b>766.743</b>	385.080	82.567	52.430	<b>520.077</b>	219.273	29.690	-2.297	<b>246.666</b>
Dif, %	6,8%	24,9%	11,6%	<b>7,8%</b>	4,8%	21,4%	15,8%	<b>5,9%</b>	24,6%	46,1%	-2,3%	<b>23,4%</b>

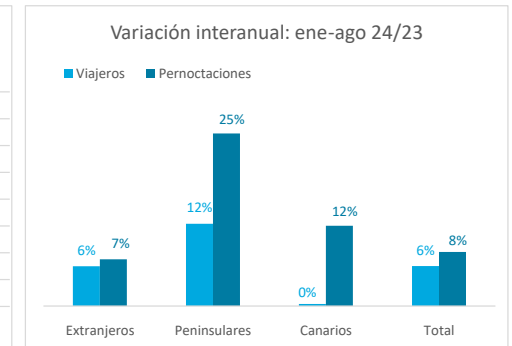
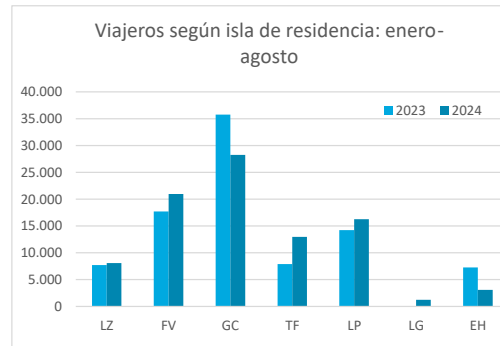
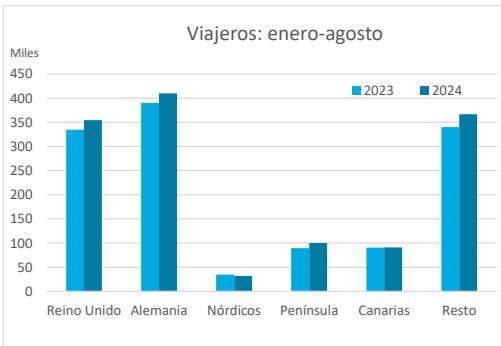


### ESTANCIA MEDIA

	Detalle según tipo de alojamiento											
	TOTAL				Hotelero				Extrahotelero			
	Extranjeros	Peninsulares	Canarios	Total	Extranjeros	Peninsulares	Canarios	Total	Extranjeros	Peninsulares	Canarios	Total
ene-ago23	8,1	5,0	4,8	<b>7,7</b>	8,0	5,1	4,7	<b>7,6</b>	9,8	5,0	4,9	<b>8,5</b>
ene-ago24	8,2	5,6	5,3	<b>7,8</b>	8,1	5,6	5,5	<b>7,7</b>	9,4	6,1	4,8	<b>8,5</b>
Dif	0,1	0,6	0,5	<b>0,1</b>	0,1	0,5	0,7	<b>0,2</b>	-0,4	1,1	-0,2	<b>0,0</b>

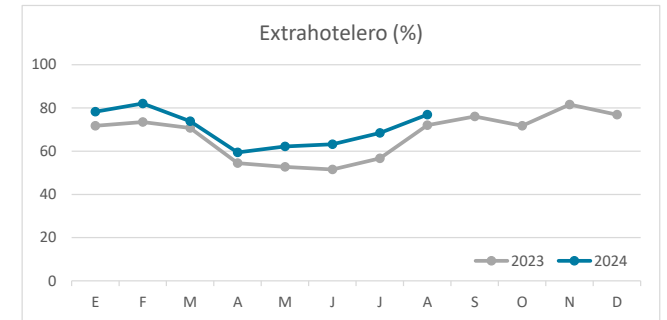
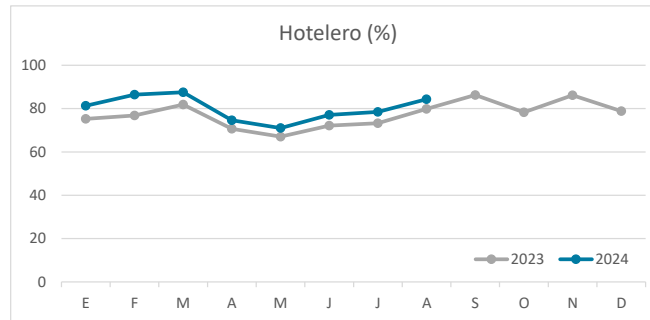
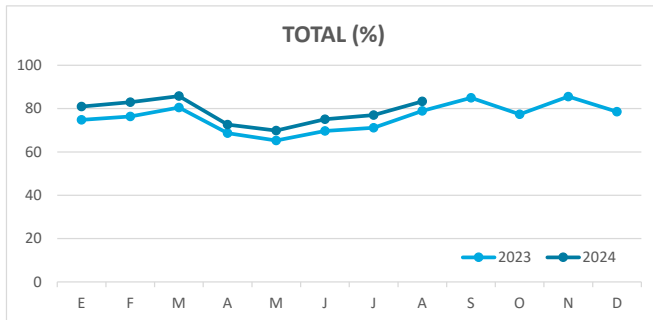


### DETALLE VIAJEROS Y PERNOCTACIONES SEGÚN LUGAR DE RESIDENCIA

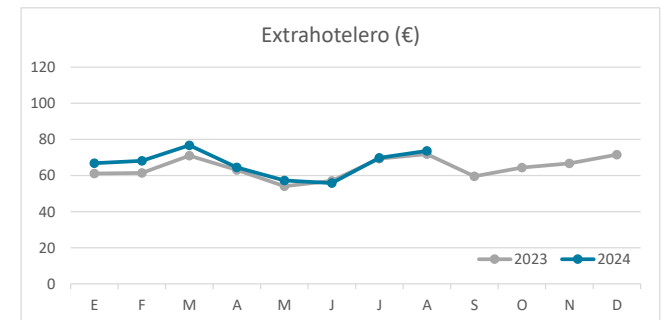
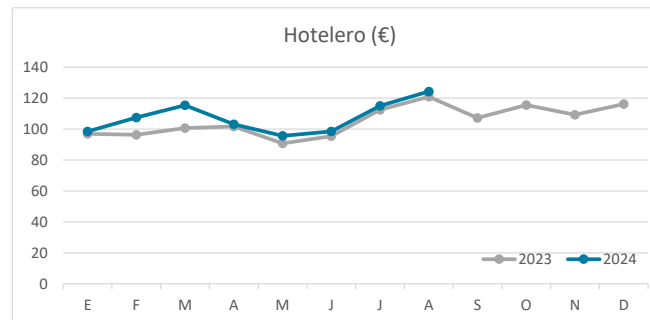
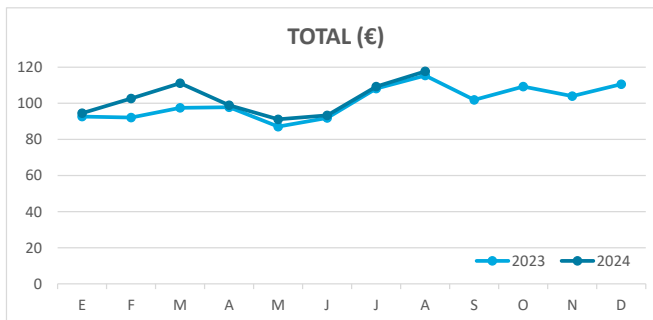


# Principales indicadores de alojamiento turístico FUERTEVENTURA (hasta agosto de 2024)

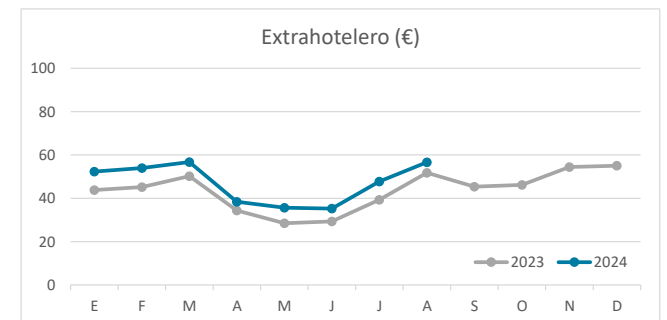
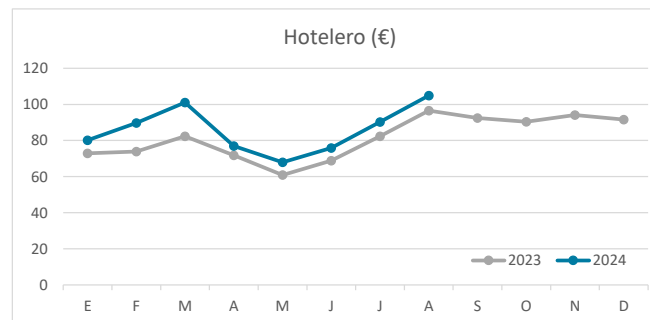
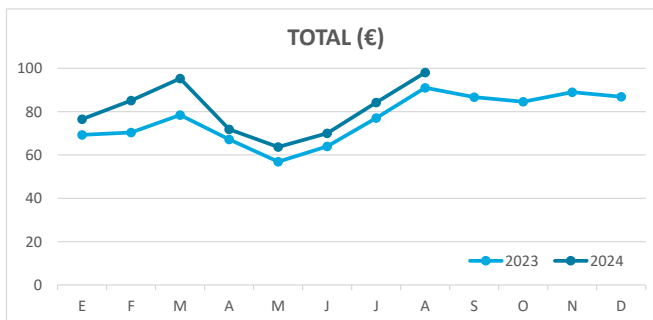
## ÍNDICE DE OCUPACIÓN POR HABITACIÓN / APARTAMENTO



## ADR (tarifa media diaria)



## REVPAR (ingreso por habitación/apartamento disponible)



Nota: el indicador de viajeros se refiere a viajeros entrados.  
Fuente: Encuestas de Alojamiento Turístico (ISTAC)