

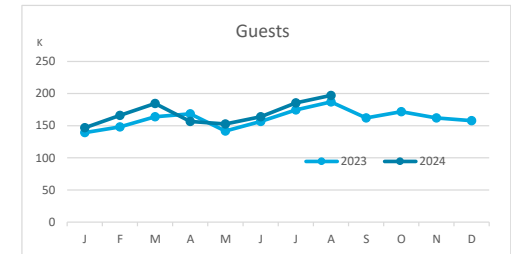
Main tourist accommodation indicators

FUERTEVENTURA (January - August 2024)



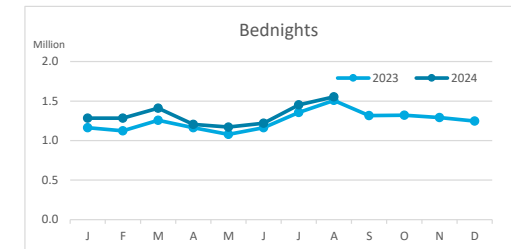
GUESTS BY ACCOMMODATION TYPE (*)

	Breakdown by accommodation type											
	TOTAL				Hotels				Apartments			
	Abroad	Mainland	Canary Islands	Total	Abroad	Mainland	Canary Islands	Total	Abroad	Mainland	Canary Islands	Total
Jan - Aug 23	1,099,780	89,254	90,587	1,279,621	1,008,966	76,272	70,279	1,155,517	90,814	12,982	20,308	124,104
Jan - Aug 24	1,163,010	99,877	90,859	1,353,746	1,045,397	84,368	70,240	1,200,005	117,613	15,509	20,619	153,741
Change	63,230	10,623	272	74,125	36,431	8,096	-39	44,488	26,799	2,527	311	29,637
Change, %	5.7%	11.9%	0.3%	5.8%	3.6%	10.6%	-0.1%	3.9%	29.5%	19.5%	1.5%	23.9%



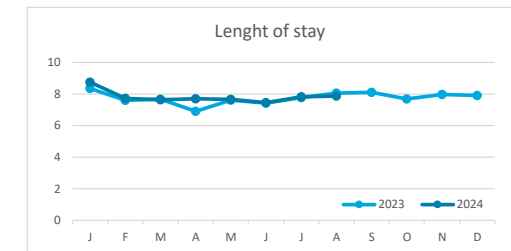
BEDNIGHTS

	Breakdown by accommodation type											
	TOTAL				Hotels				Apartments			
	Abroad	Mainland	Canary Islands	Total	Abroad	Mainland	Canary Islands	Total	Abroad	Mainland	Canary Islands	Total
Jan - Aug 23	8,930,505	450,189	432,022	9,812,716	8,040,449	385,803	331,625	8,757,877	890,056	64,386	100,397	1,054,839
Jan - Aug 24	9,534,858	562,446	482,155	10,579,459	8,425,529	468,370	384,055	9,277,954	1,109,329	94,076	98,100	1,301,505
Change	604,353	112,257	50,133	766,743	385,080	82,567	52,430	520,077	219,273	29,690	-2,297	246,666
Change, %	6.8%	24.9%	11.6%	7.8%	4.8%	21.4%	15.8%	5.9%	24.6%	46.1%	-2.3%	23.4%

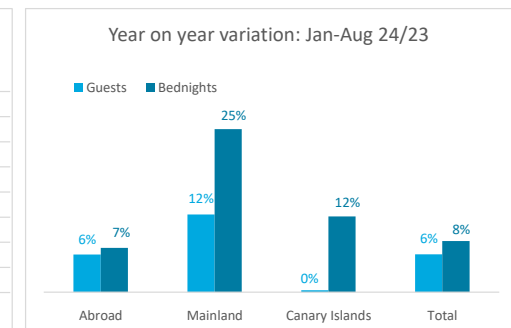
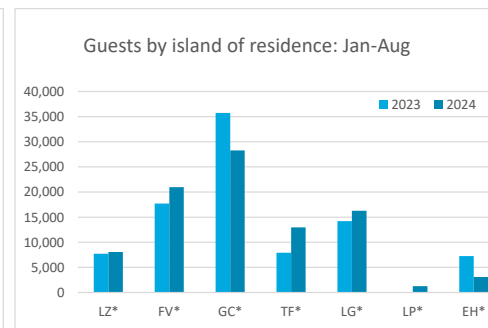
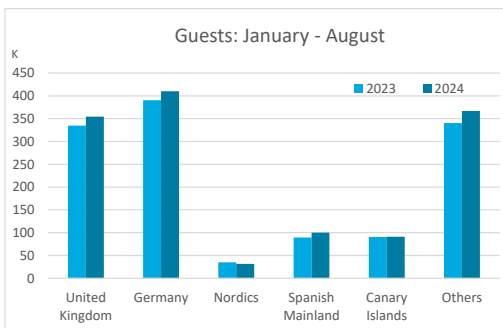


LENGHT OF STAY

	Breakdown by accommodation type											
	TOTAL				Hotels				Apartments			
	Abroad	Mainland	Canary Islands	Total	Abroad	Mainland	Canary Islands	Total	Abroad	Mainland	Canary Islands	Total
Jan - Aug 23	8.1	5.0	4.8	7.7	8.0	5.1	4.7	7.6	9.8	5.0	4.9	8.5
Jan - Aug 24	8.2	5.6	5.3	7.8	8.1	5.6	5.5	7.7	9.4	6.1	4.8	8.5
Change	0.1	0.6	0.5	0.1	0.1	0.5	0.7	0.2	-0.4	1.1	-0.2	0.0




GUESTS AND BEDNIGHTS BY PLACE OF RESIDENCE



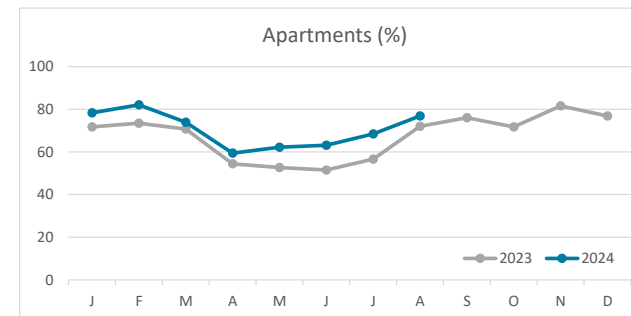
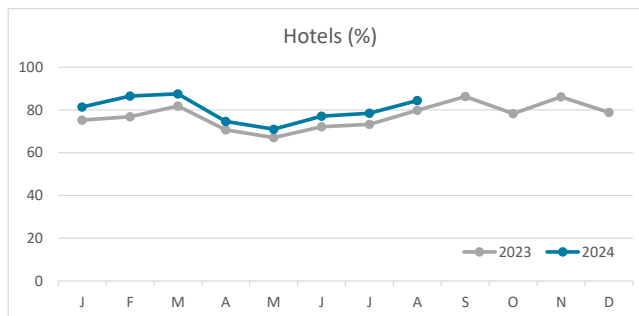
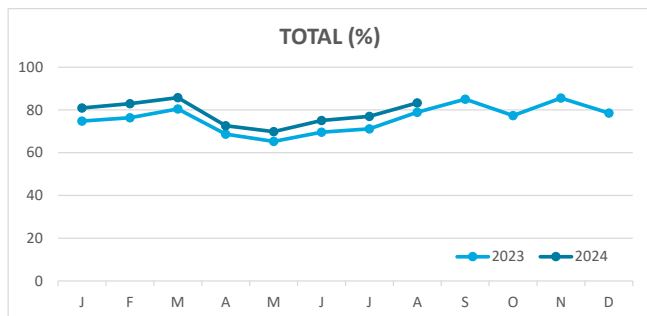
Note: LZ* (Lanzarote), FV* (Fuerteventura), GC* (Gran Canaria), TF* (Tenerife), LG* (La Gomera), LP* (La Palma) and EH* (El Hierro).

Main tourist accommodation indicators

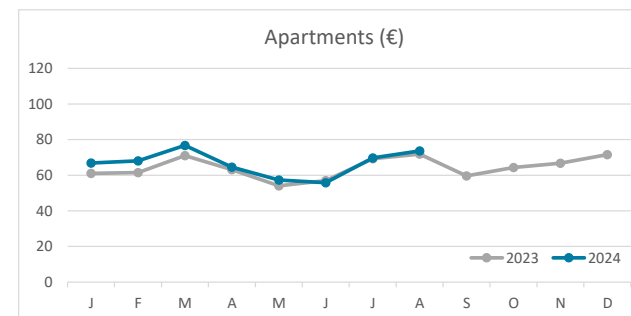
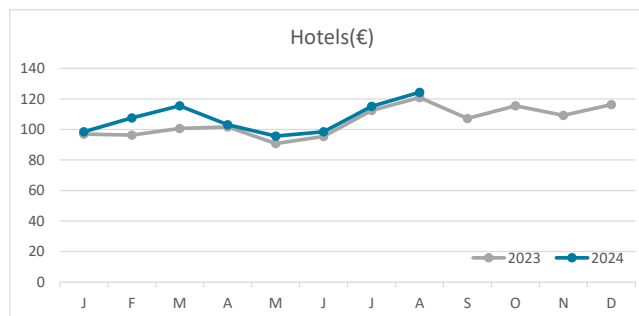
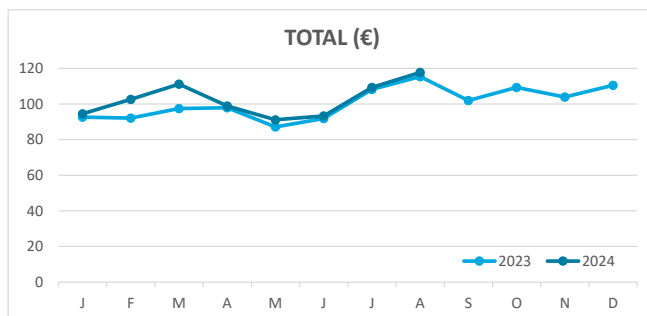
FUERTEVENTURA (January - August 2024)



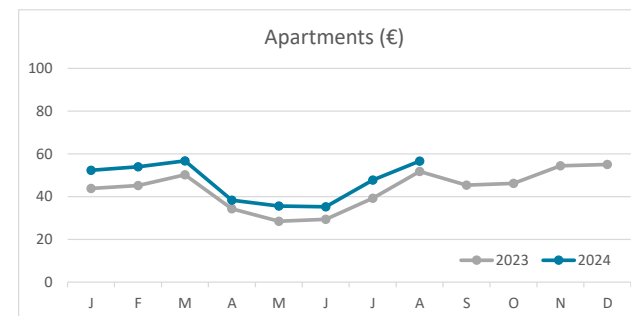
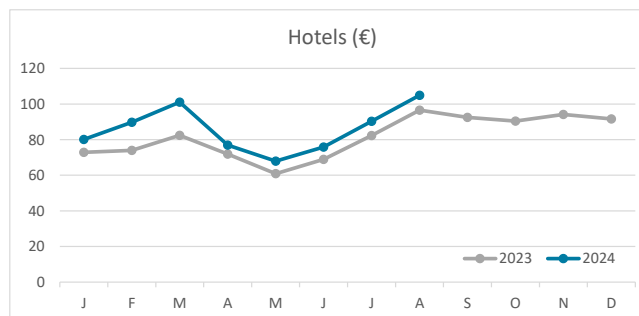
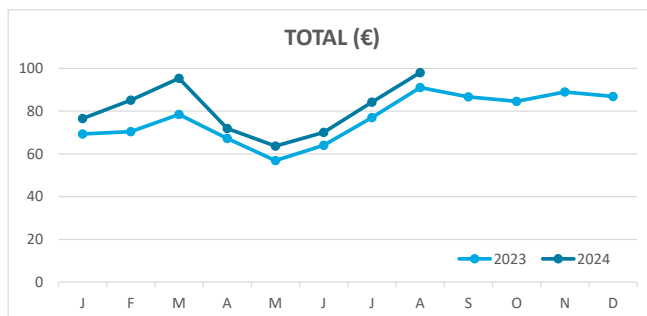
OCCUPANCY RATE PER ROOM / APARTMENT



ADR (Average Daily Rate)



REVPAR (Revenue Per Available Room)



Note: "Guests indicator" refers to number of guests checking in as new arrivals.
 Source: Encuestas de Alojamiento Turístico (ISTAC)