

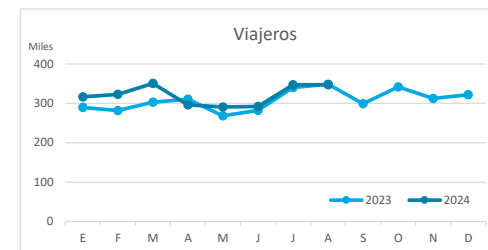
Principales indicadores de alojamiento turístico

GRAN CANARIA (hasta agosto de 2024)



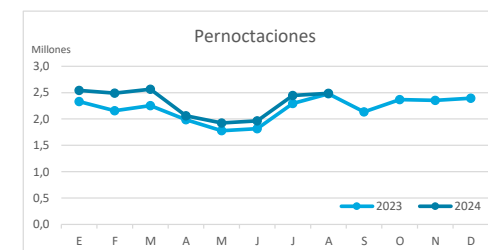
VIAJEROS EN ALOJAMIENTO TURÍSTICO

| | Detalle según tipo de alojamiento | | | | | | | | | | | |
|-----------|-----------------------------------|--------------|----------------|------------------|-------------|--------------|----------------|------------------|---------------|--------------|----------------|----------------|
| | TOTAL | | | | Hotelero | | | | Extrahotelero | | | |
| | Extranjeros | Peninsulares | Canarios | Total | Extranjeros | Peninsulares | Canarios | Total | Extranjeros | Peninsulares | Canarios | Total |
| ene-ago23 | 1.780.152 | 240.337 | 404.414 | 2.424.903 | 1.376.961 | 208.592 | 264.681 | 1.850.234 | 403.191 | 31.745 | 139.733 | 574.669 |
| ene-ago24 | 1.949.153 | 248.066 | 365.470 | 2.562.689 | 1.485.319 | 211.611 | 250.512 | 1.947.442 | 463.834 | 36.455 | 114.958 | 615.247 |
| Dif | 169.001 | 7.729 | -38.944 | 137.786 | 108.358 | 3.019 | -14.169 | 97.208 | 60.643 | 4.710 | -24.775 | 40.578 |
| Dif, % | 9,5% | 3,2% | -9,6% | 5,7% | 7,9% | 1,4% | -5,4% | 5,3% | 15,0% | 14,8% | -17,7% | 7,1% |



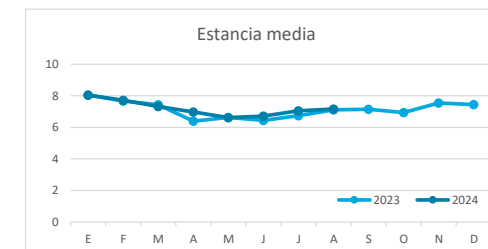
PERNOCTACIONES

| | Detalle según tipo de alojamiento | | | | | | | | | | | |
|-----------|-----------------------------------|--------------|----------------|-------------------|-------------|--------------|----------|-------------------|---------------|--------------|----------------|------------------|
| | TOTAL | | | | Hotelero | | | | Extrahotelero | | | |
| | Extranjeros | Peninsulares | Canarios | Total | Extranjeros | Peninsulares | Canarios | Total | Extranjeros | Peninsulares | Canarios | Total |
| ene-ago23 | 14.616.651 | 1.037.206 | 1.443.200 | 17.097.057 | 10.557.225 | 879.694 | 824.401 | 12.261.320 | 4.059.426 | 157.512 | 618.799 | 4.835.737 |
| ene-ago24 | 15.939.975 | 1.134.816 | 1.405.407 | 18.480.198 | 11.483.424 | 933.882 | 871.591 | 13.288.897 | 4.456.551 | 200.934 | 533.816 | 5.191.301 |
| Dif | 1.323.324 | 97.610 | -37.793 | 1.383.141 | 926.199 | 54.188 | 47.190 | 1.027.577 | 397.125 | 43.422 | -84.983 | 355.564 |
| Dif, % | 9,1% | 9,4% | -2,6% | 8,1% | 8,8% | 6,2% | 5,7% | 8,4% | 9,8% | 27,6% | -13,7% | 7,4% |

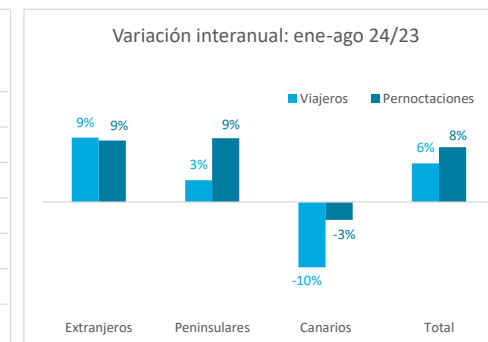
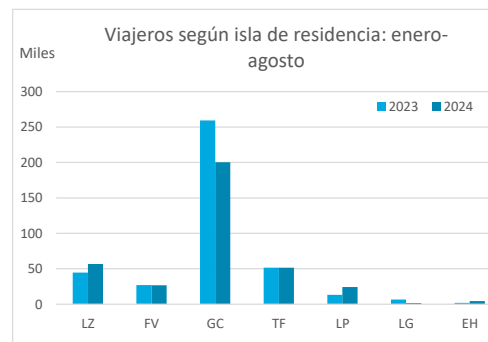
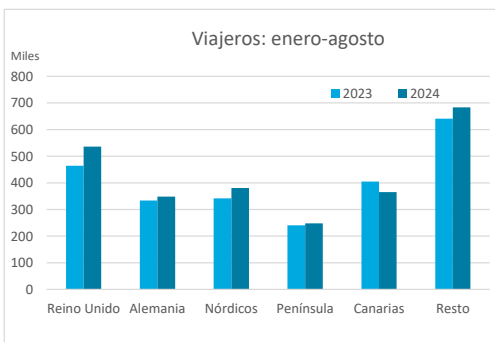


ESTANCIA MEDIA

| | Detalle según tipo de alojamiento | | | | | | | | | | | |
|-----------|-----------------------------------|--------------|----------|------------|-------------|--------------|----------|------------|---------------|--------------|----------|------------|
| | TOTAL | | | | Hotelero | | | | Extrahotelero | | | |
| | Extranjeros | Peninsulares | Canarios | Total | Extranjeros | Peninsulares | Canarios | Total | Extranjeros | Peninsulares | Canarios | Total |
| ene-ago23 | 8,2 | 4,3 | 3,6 | 7,1 | 7,7 | 4,2 | 3,1 | 6,6 | 10,1 | 5,0 | 4,4 | 8,4 |
| ene-ago24 | 8,2 | 4,6 | 3,8 | 7,2 | 7,7 | 4,4 | 3,5 | 6,8 | 9,6 | 5,5 | 4,6 | 8,4 |
| Dif | 0,0 | 0,3 | 0,3 | 0,2 | 0,1 | 0,2 | 0,4 | 0,2 | -0,5 | 0,6 | 0,2 | 0,0 |

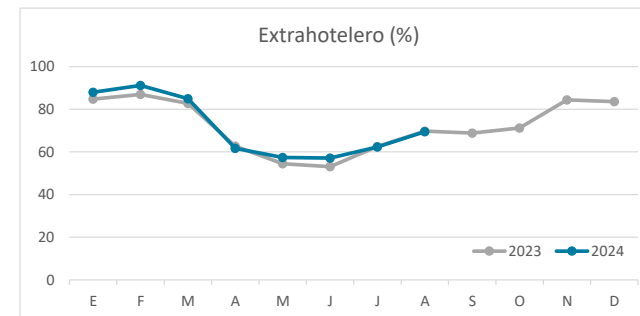
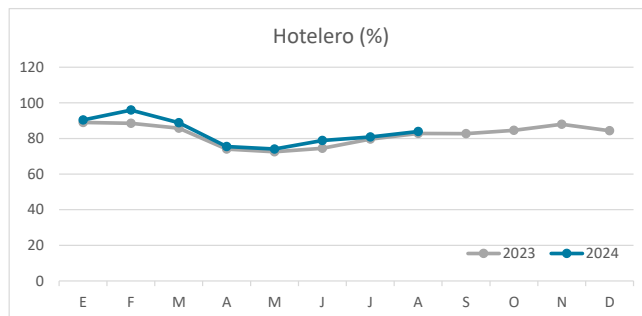
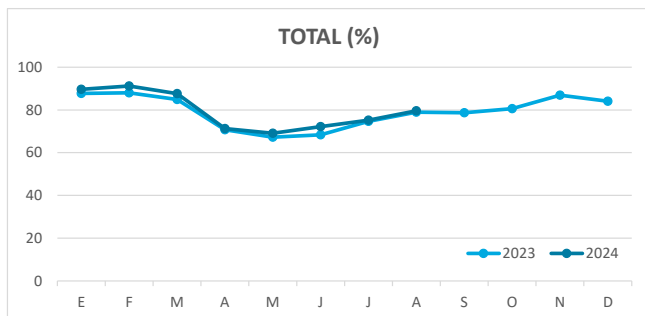


DETALLE VIAJEROS Y PERNOCTACIONES SEGÚN LUGAR DE RESIDENCIA

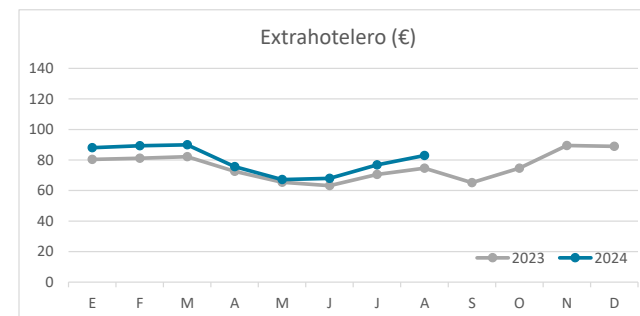
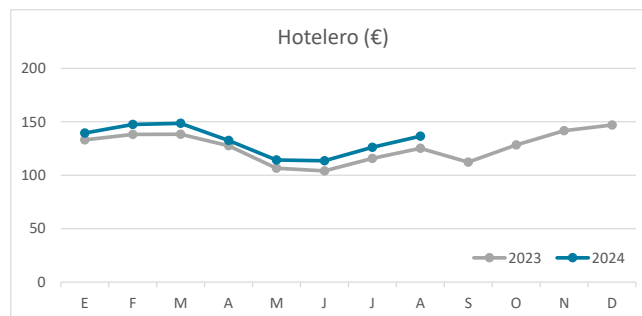
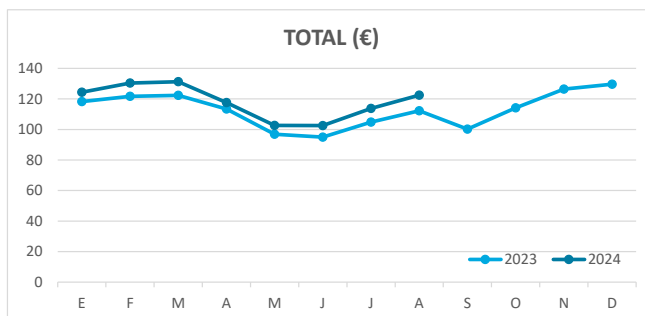


Principales indicadores de alojamiento turístico GRAN CANARIA (hasta agosto de 2024)

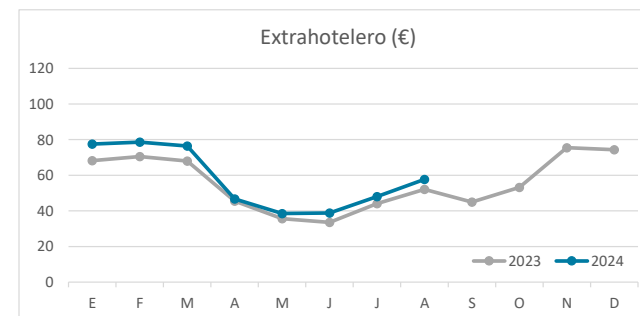
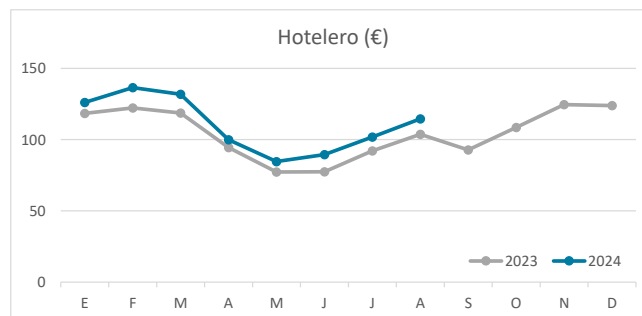
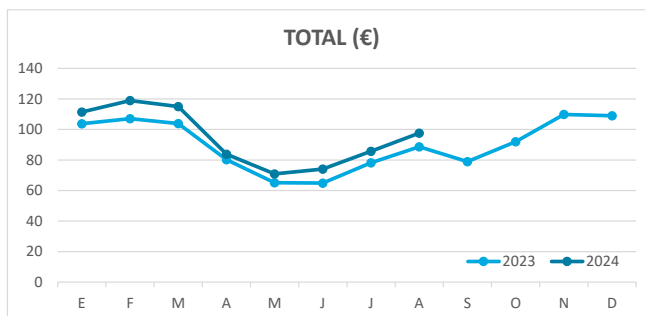
ÍNDICE DE OCUPACIÓN POR HABITACIÓN / APARTAMENTO



ADR (tarifa media diaria)



REVPAR (ingreso por habitación/apartamento disponible)



Nota: el indicador de viajeros se refiere a viajeros entrados.
Fuente: Encuestas de Alojamiento Turístico (ISTAC)