

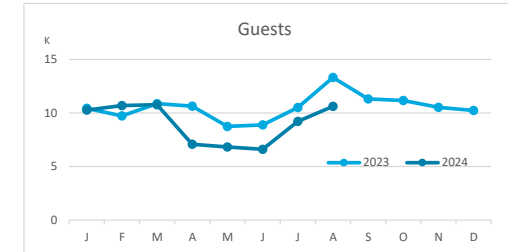
# Main tourist accommodation indicators

## LA GOMERA (January - August 2024)



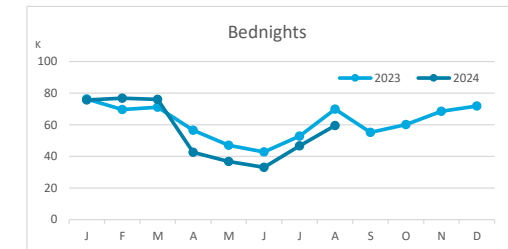
### GUESTS BY ACCOMMODATION TYPE (\*)

	Breakdown by accommodation type											
	TOTAL				Hotels				Apartments			
	Abroad	Mainland	Canary Islands	Total	Abroad	Mainland	Canary Islands	Total	Abroad	Mainland	Canary Islands	Total
Jan - Aug 23	43,948	3,381	35,812	<b>83,141</b>	29,073	2,611	24,590	<b>56,274</b>	14,875	770	11,222	<b>26,867</b>
Jan - Aug 24	39,773	3,011	29,306	<b>72,090</b>	24,099	1,653	15,282	<b>41,034</b>	15,674	1,358	14,024	<b>31,056</b>
Change	-4,175	-370	-6,506	<b>-11,051</b>	-4,974	-958	-9,308	<b>-15,240</b>	799	588	2,802	<b>4,189</b>
Change, %	-9.5%	-10.9%	-18.2%	<b>-13.3%</b>	-17.1%	-36.7%	-37.9%	<b>-27.1%</b>	5.4%	76.4%	25.0%	<b>15.6%</b>



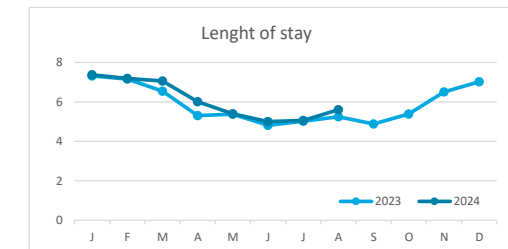
### BEDNIGHTS

	Breakdown by accommodation type											
	TOTAL				Hotels				Apartments			
	Abroad	Mainland	Canary Islands	Total	Abroad	Mainland	Canary Islands	Total	Abroad	Mainland	Canary Islands	Total
Jan - Aug 23	355,078	12,174	118,781	<b>486,033</b>	192,694	9,551	65,711	<b>267,956</b>	162,384	2,623	53,070	<b>218,077</b>
Jan - Aug 24	329,880	13,577	103,743	<b>447,200</b>	157,673	5,962	37,132	<b>200,767</b>	172,207	7,615	66,611	<b>246,433</b>
Change	-25,198	1,403	-15,038	<b>-38,833</b>	-35,021	-3,589	-28,579	<b>-67,189</b>	9,823	4,992	13,541	<b>28,356</b>
Change, %	-7.1%	11.5%	-12.7%	<b>-8.0%</b>	-18.2%	-37.6%	-43.5%	<b>-25.1%</b>	6.0%	190.3%	25.5%	<b>13.0%</b>

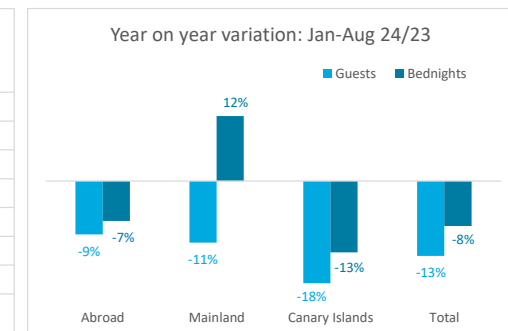
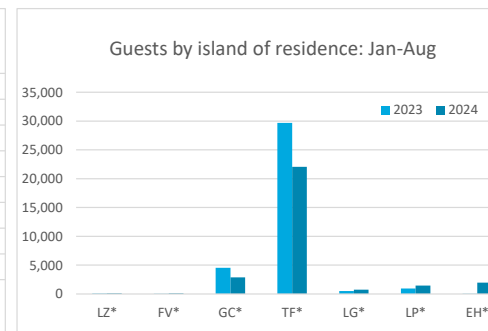
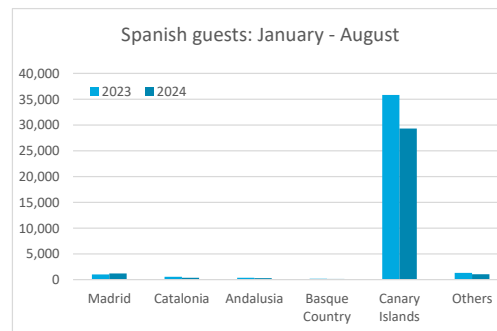
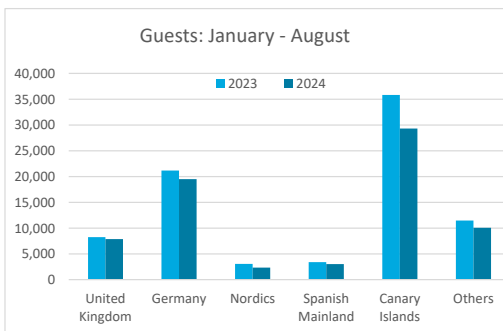


### LENGHT OF STAY

	Breakdown by accommodation type											
	TOTAL				Hotels				Apartments			
	Abroad	Mainland	Canary Islands	Total	Abroad	Mainland	Canary Islands	Total	Abroad	Mainland	Canary Islands	Total
Jan - Aug 23	8.1	3.6	3.3	<b>5.8</b>	6.6	3.7	2.7	<b>4.8</b>	10.9	3.4	4.7	<b>8.1</b>
Jan - Aug 24	8.3	4.5	3.5	<b>6.2</b>	6.5	3.6	2.4	<b>4.9</b>	11.0	5.6	4.7	<b>7.9</b>
Change	0.2	0.9	0.2	<b>0.4</b>	-0.1	-0.1	-0.2	<b>0.1</b>	0.1	2.2	0.0	<b>-0.2</b>




### GUESTS AND BEDNIGHTS BY PLACE OF RESIDENCE

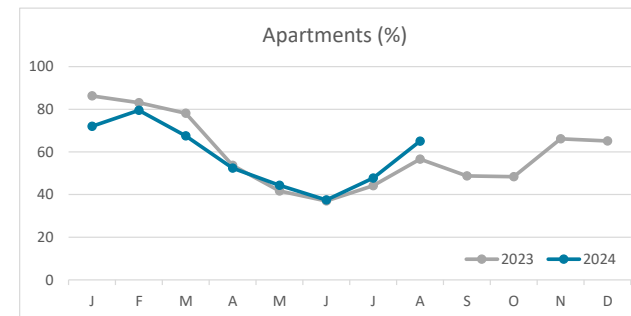
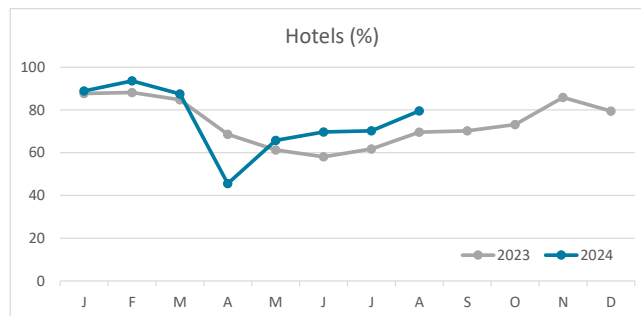
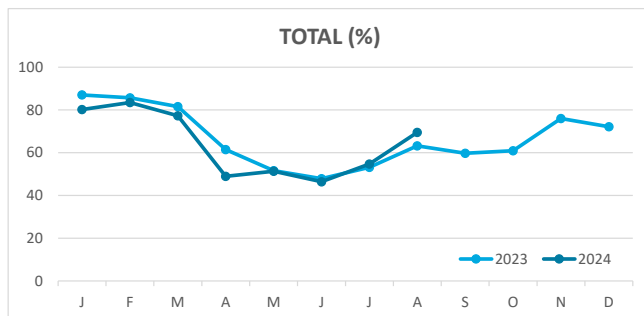


Note: LZ\* (Lanzarote), FV\* (Fuerteventura), GC\* (Gran Canaria), TF\* (Tenerife), LG\* (La Gomera), LP\* (La Palma) and EH\* (El Hierro).

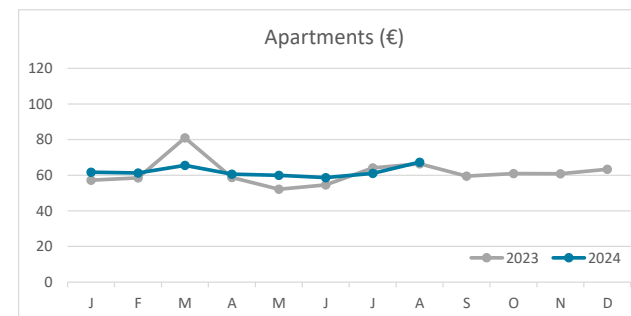
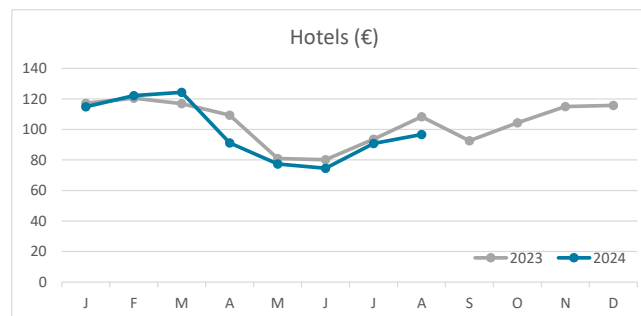
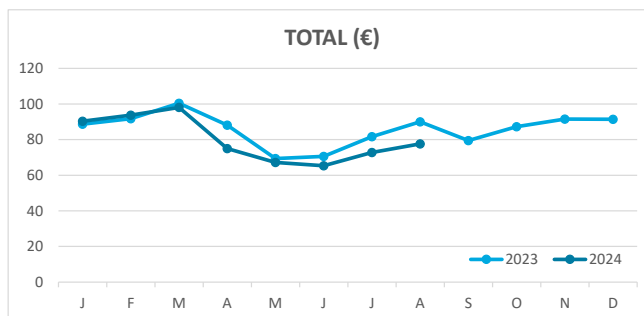
# Main tourist accommodation indicators LA GOMERA (January - August 2024)



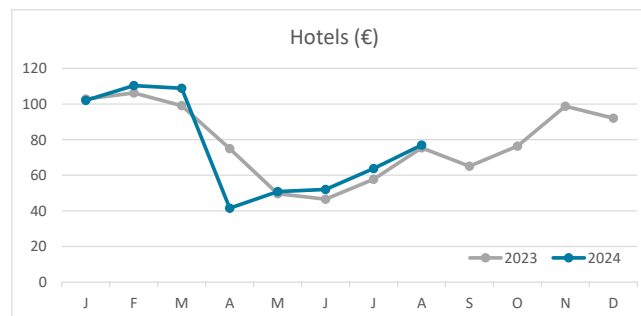
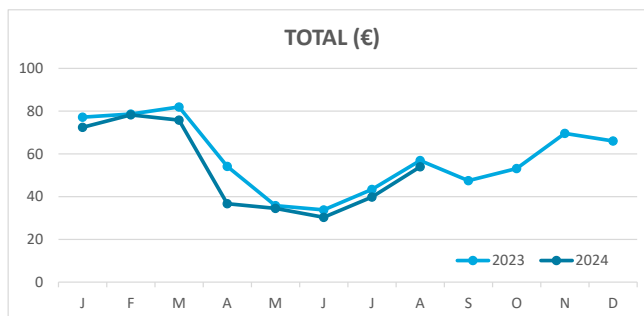
## OCCUPANCY RATE PER ROOM / APARTMENT



## ADR (Average Daily Rate)



## REVPAR (Revenue Per Available Room)



Note: "Guests indicator" refers to number of guests checking in as new arrivals.  
Source: Encuestas de Alojamiento Turístico (ISTAC)