

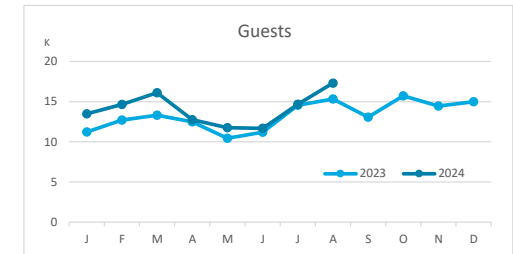
Main tourist accommodation indicators

LA PALMA (January - August 2024)



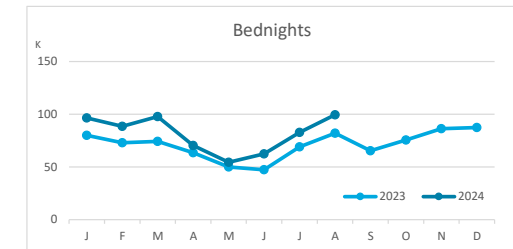
GUESTS BY ACCOMMODATION TYPE (*)

	Breakdown by accommodation type											
	TOTAL				Hotels				Apartments			
	Abroad	Mainland	Canary Islands	Total	Abroad	Mainland	Canary Islands	Total	Abroad	Mainland	Canary Islands	Total
Jan - Aug 23	45,140	30,894	25,201	101,235	33,658	26,725	14,347	74,730	11,482	4,169	10,854	26,505
Jan - Aug 24	59,296	30,418	22,696	112,410	42,804	26,405	12,794	82,003	16,492	4,013	9,902	30,407
Change	14,156	-476	-2,505	11,175	9,146	-320	-1,553	7,273	5,010	-156	-952	3,902
Change, %	31.4%	-1.5%	-9.9%	11.0%	27.2%	-1.2%	-10.8%	9.7%	43.6%	-3.7%	-8.8%	14.7%



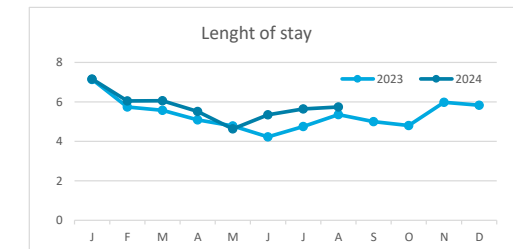
BEDNIGHTS

	Breakdown by accommodation type											
	TOTAL				Hotels				Apartments			
	Abroad	Mainland	Canary Islands	Total	Abroad	Mainland	Canary Islands	Total	Abroad	Mainland	Canary Islands	Total
Jan - Aug 23	325,026	127,302	87,075	539,403	219,965	103,423	45,558	368,946	105,061	23,879	41,517	170,457
Jan - Aug 24	452,271	130,289	69,740	652,300	289,561	108,316	34,756	432,633	162,710	21,973	34,984	219,667
Change	127,245	2,987	-17,335	112,897	69,596	4,893	-10,802	63,687	57,649	-1,906	-6,533	49,210
Change, %	39.1%	2.3%	-19.9%	20.9%	31.6%	4.7%	-23.7%	17.3%	54.9%	-8.0%	-15.7%	28.9%

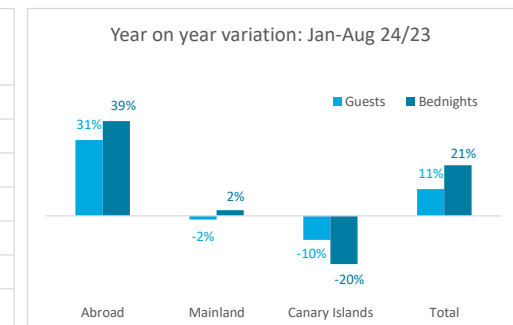
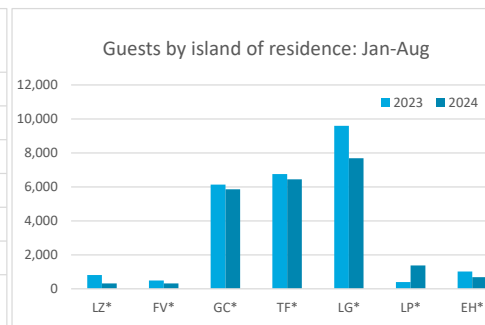
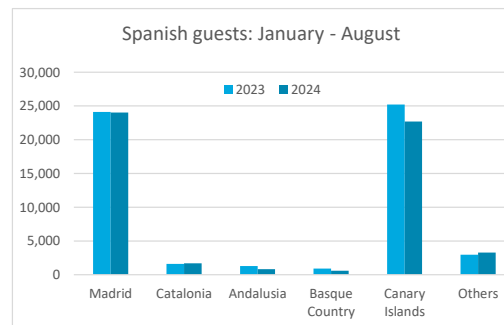
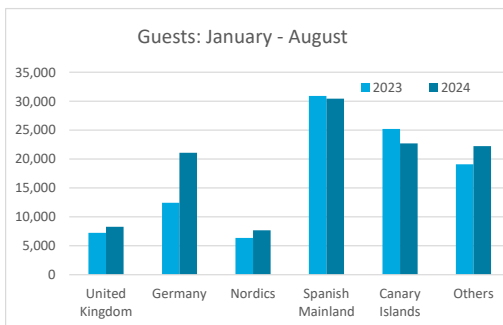


LENGHT OF STAY

	Breakdown by accommodation type											
	TOTAL				Hotels				Apartments			
	Abroad	Mainland	Canary Islands	Total	Abroad	Mainland	Canary Islands	Total	Abroad	Mainland	Canary Islands	Total
Jan - Aug 23	7.2	4.1	3.5	5.3	6.5	3.9	3.2	4.9	9.2	5.7	3.8	6.4
Jan - Aug 24	7.6	4.3	3.1	5.8	6.8	4.1	2.7	5.3	9.9	5.5	3.5	7.2
Change	0.4	0.2	-0.4	0.5	0.2	0.2	-0.5	0.3	0.7	-0.3	-0.3	0.8



GUESTS AND BEDNIGHTS BY PLACE OF RESIDENCE



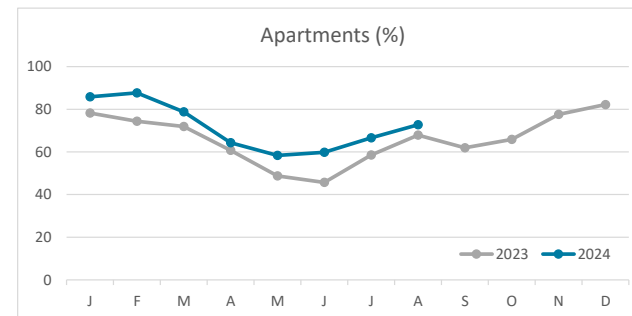
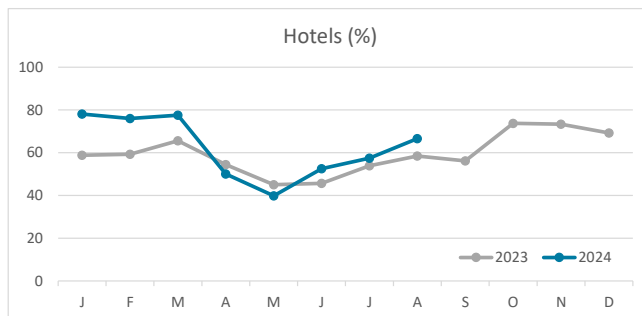
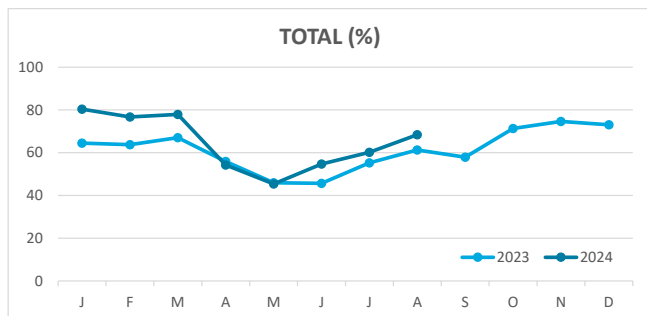
Note: LZ* (Lanzarote), FV* (Fuerteventura), GC* (Gran Canaria), TF* (Tenerife), LG* (La Gomera), LP* (La Palma) and EH* (El Hierro).

Main tourist accommodation indicators

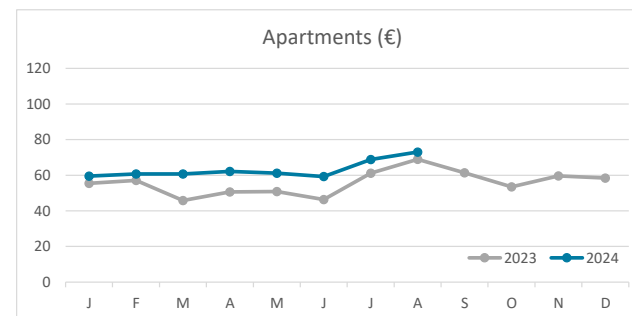
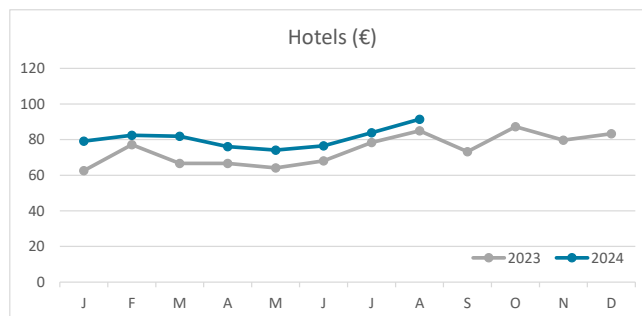
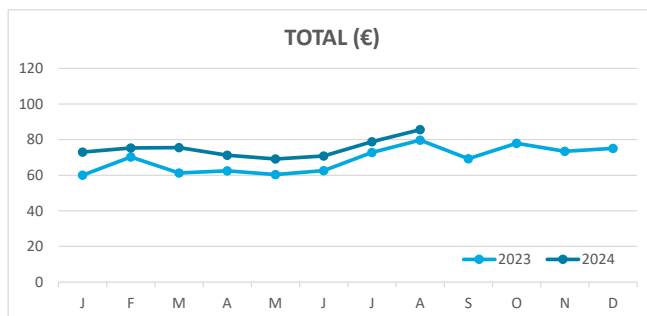
LA PALMA (January - August 2024)



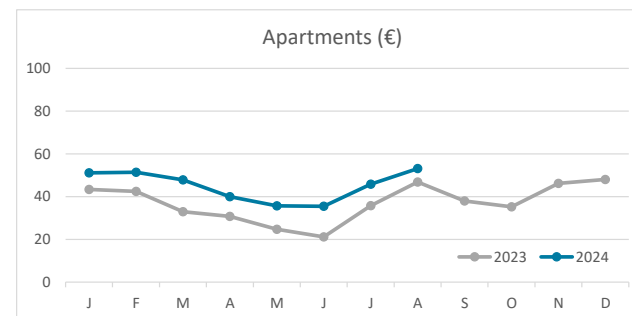
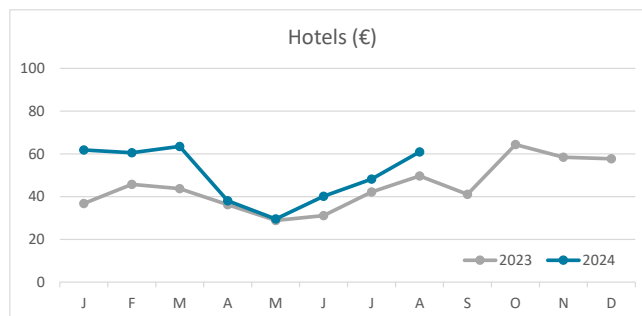
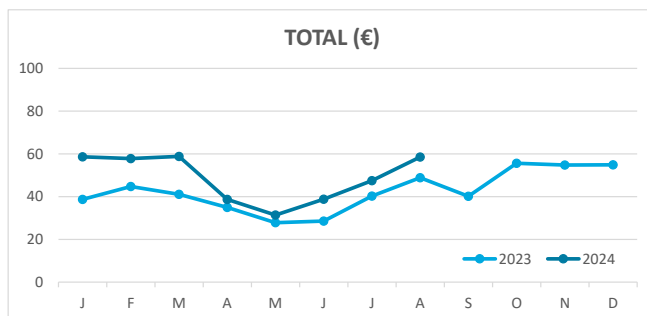
OCCUPANCY RATE PER ROOM / APARTMENT



ADR (Average Daily Rate)



REVPAR (Revenue Per Available Room)



Note: "Guests indicator" refers to number of guests checking in as new arrivals.
 Source: Encuestas de Alojamiento Turístico (ISTAC)