

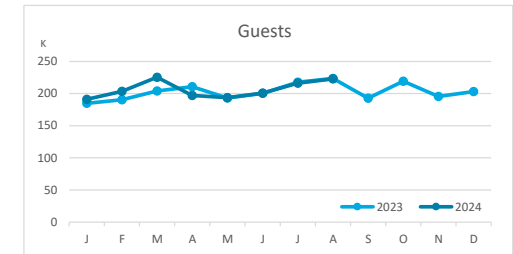
Main tourist accommodation indicators

LANZAROTE (January - August 2024)



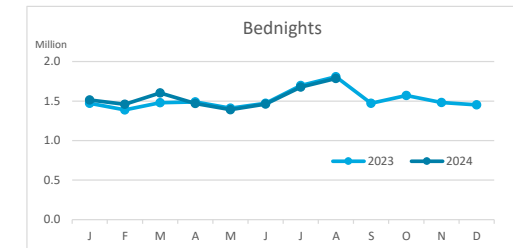
GUESTS BY ACCOMMODATION TYPE (*)

	Breakdown by accommodation type											
	TOTAL				Hotels				Apartments			
	Abroad	Mainland	Canary Islands	Total	Abroad	Mainland	Canary Islands	Total	Abroad	Mainland	Canary Islands	Total
Jan - Aug 23	1,374,003	181,151	70,106	1,625,260	969,972	146,368	41,671	1,158,011	404,031	34,783	28,435	467,249
Jan - Aug 24	1,432,467	152,318	66,132	1,650,917	1,011,857	124,985	45,864	1,182,706	420,610	27,333	20,268	468,211
Change	58,464	-28,833	-3,974	25,657	41,885	-21,383	4,193	24,695	16,579	-7,450	-8,167	962
Change, %	4.3%	-15.9%	-5.7%	1.6%	4.3%	-14.6%	10.1%	2.1%	4.1%	-21.4%	-28.7%	0.2%



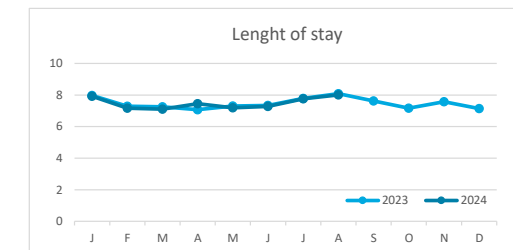
BEDNIGHTS

	Breakdown by accommodation type											
	TOTAL				Hotels				Apartments			
	Abroad	Mainland	Canary Islands	Total	Abroad	Mainland	Canary Islands	Total	Abroad	Mainland	Canary Islands	Total
Jan - Aug 23	10,935,154	1,006,734	277,276	12,219,164	7,370,638	762,266	137,197	8,270,101	3,564,516	244,468	140,079	3,949,063
Jan - Aug 24	11,256,735	857,465	244,849	12,359,049	7,663,518	660,737	146,740	8,470,995	3,593,217	196,728	98,109	3,888,054
Change	321,581	-149,269	-32,427	139,885	292,880	-101,529	9,543	200,894	28,701	-47,740	-41,970	-61,009
Change, %	2.9%	-14.8%	-11.7%	1.1%	4.0%	-13.3%	7.0%	2.4%	0.8%	-19.5%	-30.0%	-1.5%

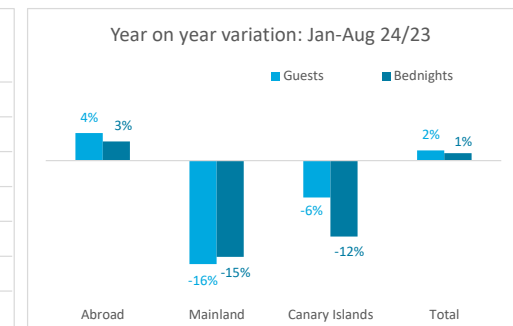
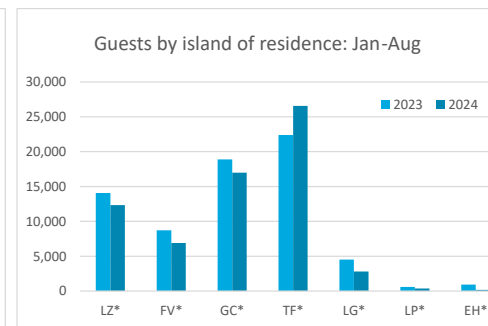
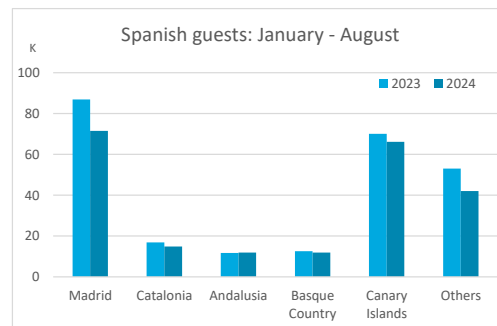
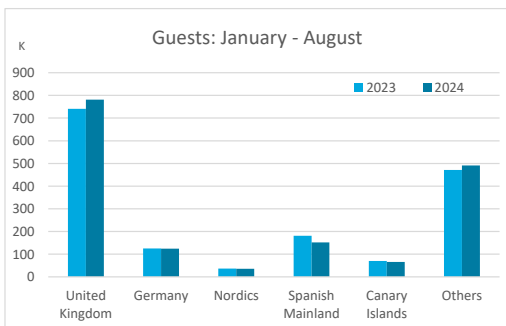


LENGHT OF STAY

	Breakdown by accommodation type											
	TOTAL				Hotels				Apartments			
	Abroad	Mainland	Canary Islands	Total	Abroad	Mainland	Canary Islands	Total	Abroad	Mainland	Canary Islands	Total
Jan - Aug 23	8.0	5.6	4.0	7.5	7.6	5.2	3.3	7.1	8.8	7.0	4.9	8.5
Jan - Aug 24	7.9	5.6	3.7	7.5	7.6	5.3	3.2	7.2	8.5	7.2	4.8	8.3
Change	-0.1	0.1	-0.3	0.0	0.0	0.1	-0.1	0.0	-0.3	0.2	-0.1	-0.1



GUESTS AND BEDNIGHTS BY PLACE OF RESIDENCE



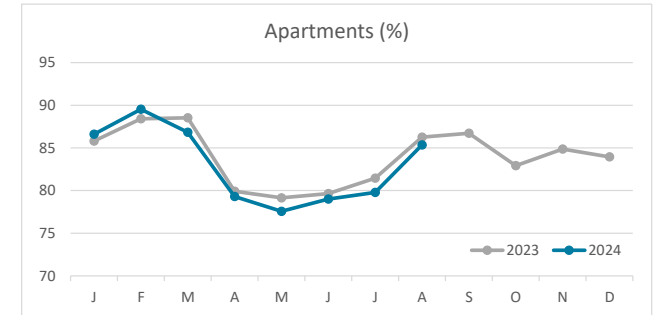
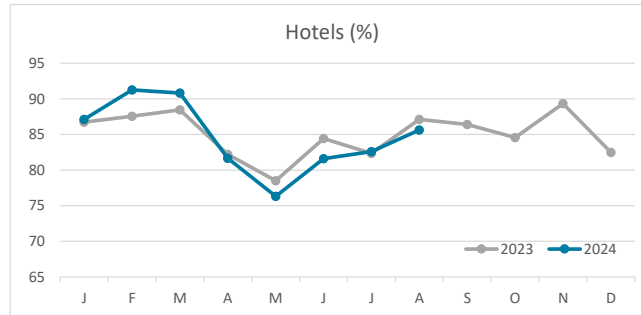
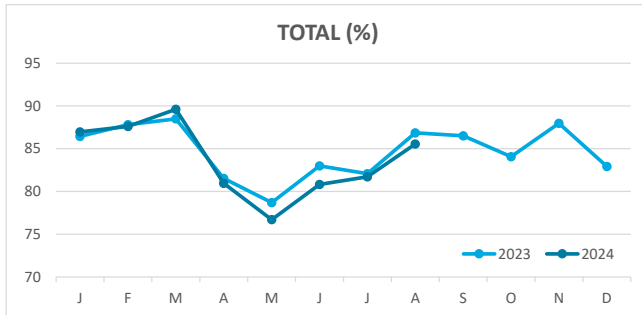
Note: LZ* (Lanzarote), FV* (Fuerteventura), GC* (Gran Canaria), TF* (Tenerife), LG* (La Gomera), LP* (La Palma) and EH* (El Hierro).

Main tourist accommodation indicators

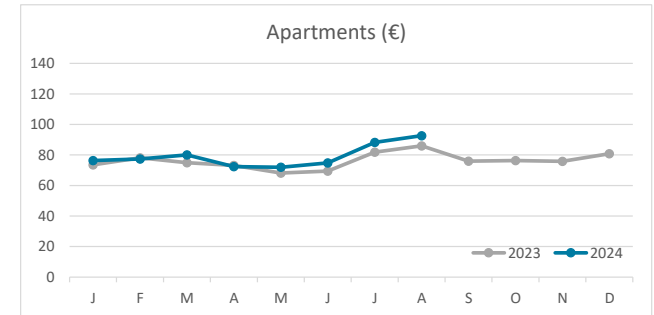
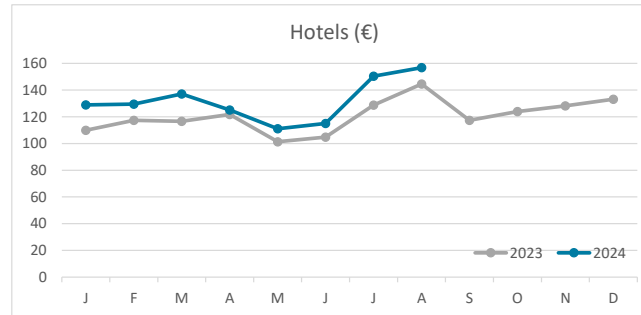
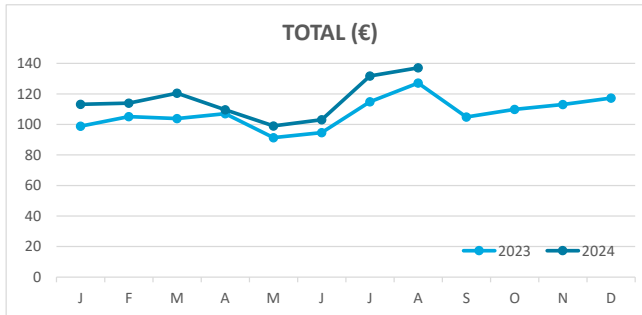
LANZAROTE (January - August 2024)



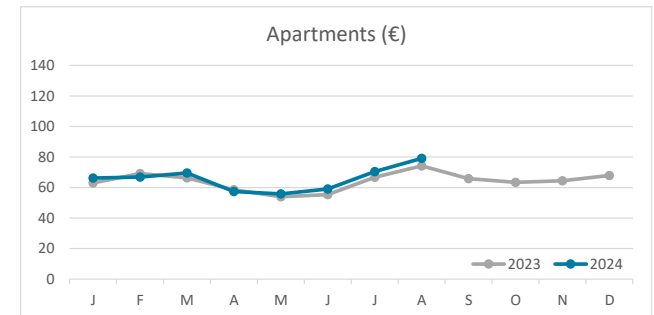
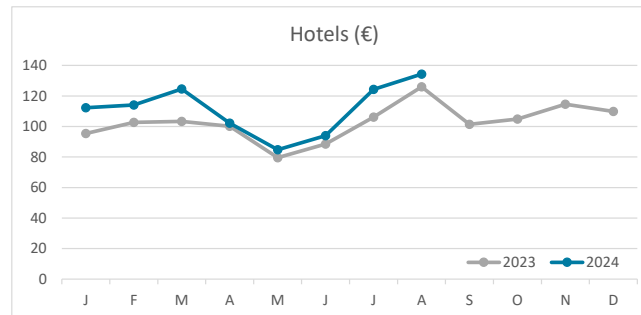
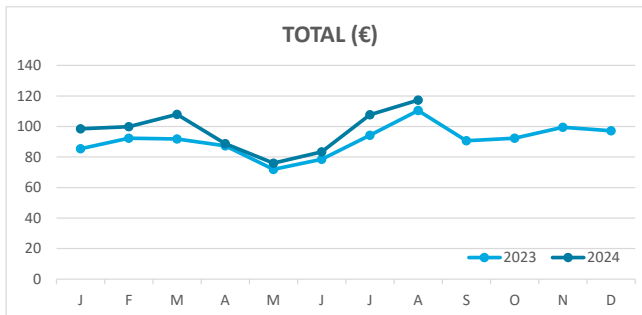
OCCUPANCY RATE PER ROOM / APARTMENT



ADR (Average Daily Rate)



REVPAR (Revenue Per Available Room)



Note: "Guests indicator" refers to number of guests checking in as new arrivals.
 Source: Encuestas de Alojamiento Turístico (ISTAC)