

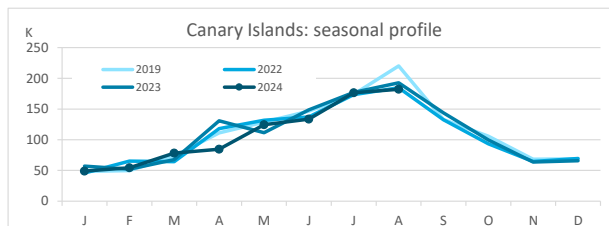
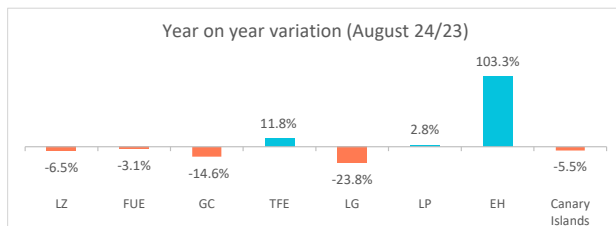
Domestic tourism

August 2024



Canary Islands residents staying in tourist accommodation by island of stay

	Lanzarote	Fuerteventura	Gran Canaria	Tenerife	La Gomera	La Palma	El Hierro	Canary Islands
August 2023	12,615	23,155	93,893	48,123	9,136	4,702	1,061	192,685
August 2024	11,801	22,435	80,174	53,810	6,959	4,834	2,157	182,170
% residents in the island	20.7%	14.4%	51.0%	59.0%	1.7%	23.9%	1.8%	100%
Change, 24-23	-814	-720	-13,719	5,687	-2,177	132	1,096	-10,515
Change, % 24-23	-6.5%	-3.1%	-14.6%	11.8%	-23.8%	2.8%	103.3%	-5.5%



Canary Islands residents staying in tourist accommodation by island of residence and island of stay

		ISLAND OF STAY							CANARY ISLANDS
		Lanzarote	Fuerteventura	Gran Canaria	Tenerife	La Gomera	La Palma	El Hierro	
ISLAND OF RESIDENCE	Lanzarote	2,447	2,345	12,126	1,305	17	94	54	18,388
	Fuerteventura	721	3,223	11,221	903	10	27	94	16,199
	Gran Canaria	2,866	7,411	40,871	3,553	583	1,421	495	57,200
	Tenerife	5,065	4,360	9,258	31,743	5,316	1,654	1,191	58,587
	La Gomera	348	242	0	617	119	479	153	1,958
	La Palma	347	4,854	6,588	13,149	160	1,157	131	26,386
	El Hierro	7	0	110	2,540	754	2	39	3,452
	CANARY ISLANDS	11,801	22,435	80,174	53,810	6,959	4,834	2,157	182,170

Year on year variation: August 2024/2023

		ISLAND OF STAY							CANARY ISLANDS
		Lanzarote	Fuerteventura	Gran Canaria	Tenerife	La Gomera	La Palma	El Hierro	
ISLAND OF RESIDENCE	Lanzarote	-3.8%	69.6%	7.3%	74.0%	142.9%	-50.0%	1250.0%	13.6%
	Fuerteventura	-33.5%	-28.9%	34.0%	155.1%	-63.0%	-67.1%	526.7%	11.9%
	Gran Canaria	-18.7%	-23.0%	-32.3%	-59.1%	-42.1%	41.7%	-8.5%	-32.5%
	Tenerife	20.2%	65.2%	-26.0%	5.5%	-32.7%	12.7%	215.1%	-1.0%
	La Gomera	5.5%	656.3%	-100.0%	-67.7%	-21.2%	547.3%	1175.0%	-29.4%
	La Palma	-58.0%	127.2%	876.0%	181.9%	220.0%	-37.8%	42.4%	156.1%
	El Hierro	-92.3%	-100.0%	-70.2%	53.6%	-	-92.3%	105.3%	-30.4%
	CANARY ISLANDS	-6.5%	-3.1%	-14.6%	11.8%	-23.8%	2.8%	103.3%	-5.5%

Canary Islands residents travelling to other islands (residents of each island are excluded)

	Lanzarote	Fuerteventura	Gran Canaria	Tenerife	La Gomera	La Palma	El Hierro	CANARY ISLANDS
Outbound tourism	15,941	12,976	16,329	26,844	1,839	25,229	3,413	102,571
Year on year variation (%)	16.9%	30.6%	-33.1%	-7.7%	-29.9%	198.8%	-30.9%	10.2%
Inbound tourism	9,354	19,212	39,303	22,067	6,840	3,677	2,118	102,571
Year on year variation (%)	-7.1%	3.2%	17.4%	22.4%	-23.9%	29.4%	103.3%	10.2%
Net balance	-6,587	6,236	22,974	-4,777	5,001	-21,552	-1,295	0

Distribution by island of residence

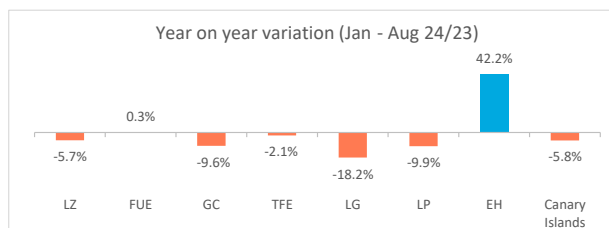
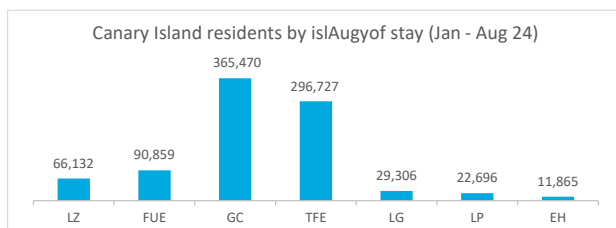
		ISLAND OF STAY							CANARY ISLANDS
		Lanzarote	Fuerteventura	Gran Canaria	Tenerife	La Gomera	La Palma	El Hierro	
ISLAND OF RESIDENCE	Lanzarote	20.7%	10.5%	15.1%	2.4%	0.2%	1.9%	2.5%	10.1%
	Fuerteventura	6.1%	14.4%	14.0%	1.7%	0.1%	0.6%	4.4%	8.9%
	Gran Canaria	24.3%	33.0%	51.0%	6.6%	8.4%	29.4%	22.9%	31.4%
	Tenerife	42.9%	19.4%	11.5%	59.0%	76.4%	34.2%	55.2%	32.2%
	La Gomera	2.9%	1.1%	0.0%	1.1%	1.7%	9.9%	7.1%	1.1%
	La Palma	2.9%	21.6%	8.2%	24.4%	2.3%	23.9%	6.1%	14.5%
	El Hierro	0.1%	0.0%	0.1%	4.7%	10.8%	0.0%	1.8%	1.9%
	CANARY ISLANDS	100%	100%	100%	100%	100%	100%	100%	100%

Distribution by island of stay

		ISLAND OF STAY							CANARY ISLANDS
		Lanzarote	Fuerteventura	Gran Canaria	Tenerife	La Gomera	La Palma	El Hierro	
ISLAND OF RESIDENCE	Lanzarote	13.3%	12.8%	65.9%	7.1%	0.1%	0.5%	0.3%	100%
	Fuerteventura	4.5%	19.9%	69.3%	5.6%	0.1%	0.2%	0.6%	100%
	Gran Canaria	5.0%	13.0%	71.5%	6.2%	1.0%	2.5%	0.9%	100%
	Tenerife	8.6%	7.4%	15.8%	54.2%	9.1%	2.8%	2.0%	100%
	La Gomera	17.8%	12.4%	0.0%	31.5%	6.1%	24.5%	7.8%	100%
	La Palma	1.3%	18.4%	25.0%	49.8%	0.6%	4.4%	0.5%	100%
	El Hierro	0.2%	0.0%	3.2%	73.6%	21.8%	0.1%	1.1%	100%
	CANARY ISLANDS	6.5%	12.3%	44.0%	29.5%	3.8%	2.7%	1.2%	100%

Canary Islands residents staying in tourist accommodation by island of stay

	Lanzarote	Fuerteventura	Gran Canaria	Tenerife	La Gomera	La Palma	El Hierro	Canary Islands
Jan-Aug 2023	70,106	90,587	404,414	303,113	35,812	25,201	8,344	937,577
Jan-Aug 2024	66,132	90,859	365,470	296,727	29,306	22,696	11,865	883,055
% tourist of the island	18.7%	23.1%	54.8%	51.6%	5.0%	33.9%	2.2%	100%
Change, 24-23	-3,974	272	-38,944	-6,386	-6,506	-2,505	3,521	-54,522
Change, % 24-23	-5.7%	0.3%	-9.6%	-2.1%	-18.2%	-9.9%	42.2%	-5.8%



Canary Islands residents staying in tourist accommodation by island of residence and island of stay

ISLAND OF RESIDENCE	ISLAND OF STAY								CANARY ISLANDS
	Lanzarote	Fuerteventura	Gran Canaria	Tenerife	La Gomera	La Palma	El Hierro		
Lanzarote	12,345	8,068	56,685	10,555	105	321	397		88,476
Fuerteventura	6,887	20,958	26,821	7,680	94	319	630		63,389
Gran Canaria	16,983	28,267	200,438	30,434	2,891	5,857	2,399		287,269
Tenerife	26,572	12,960	51,452	153,086	22,062	6,446	6,917		279,495
La Gomera	363	1,250	1,654	13,185	1,463	1,378	805		20,098
La Palma	2,810	16,272	24,119	67,476	730	7,685	455		119,547
El Hierro	172	3,084	4,301	14,311	1,961	690	262		24,781
CANARY ISLANDS	66,132	90,859	365,470	296,727	29,306	22,696	11,865		883,055

Year on year variation: January - August 2024/2023

ISLAND OF RESIDENCE	ISLAND OF STAY								CANARY ISLANDS
	Lanzarote	Fuerteventura	Gran Canaria	Tenerife	La Gomera	La Palma	El Hierro		
Lanzarote	-12.2%	4.5%	26.9%	52.2%	47.9%	-60.3%	22.9%		18.6%
Fuerteventura	-21.0%	18.4%	-0.4%	144.0%	91.8%	-35.2%	472.7%		10.9%
Gran Canaria	-10.1%	-20.9%	-22.7%	-28.5%	-36.4%	-4.5%	21.2%		-22.2%
Tenerife	18.6%	64.1%	-0.2%	-11.7%	-25.6%	-4.6%	77.0%		-5.4%
La Gomera	-38.4%	3471.4%	-75.3%	16.5%	56.0%	249.7%	34.6%		-2.3%
La Palma	-37.9%	14.5%	81.6%	33.9%	44.8%	-19.9%	-64.1%		27.5%
El Hierro	-81.3%	-57.5%	119.9%	-7.5%	4569.0%	-32.2%	64.8%		-7.6%
CANARY ISLANDS	-5.7%	0.3%	-9.6%	-2.1%	-18.2%	-9.9%	42.2%		-5.8%

Canary Islands residents travelling to other islands (residents of each island are excluded)

	Lanzarote	Fuerteventura	Gran Canaria	Tenerife	La Gomera	La Palma	El Hierro	Canary Islands
Outbound tourism	76,131	42,431	86,831	126,409	18,635	111,862	24,519	486,818
Year on year variation (%)	25.8%	7.5%	-21.0%	3.4%	-5.1%	32.9%	-8.0%	5.3%
Inbound tourism	53,787	69,901	165,032	143,641	27,843	15,011	11,603	486,818
Year on year variation (%)	-4.0%	-4.1%	13.7%	10.7%	-20.2%	-3.8%	41.8%	5.3%
Net balance	-22,344	27,470	78,201	17,232	9,208	-96,851	-12,916	0

Distribution by island of residence

ISLAND OF RESIDENCE	ISLAND OF STAY								CANARY ISLANDS
	Lanzarote	Fuerteventura	Gran Canaria	Tenerife	La Gomera	La Palma	El Hierro		
Lanzarote	18.7%	8.9%	15.5%	3.6%	0.4%	1.4%	3.3%		10.0%
Fuerteventura	10.4%	23.1%	7.3%	2.6%	0.3%	1.4%	5.3%		7.2%
Gran Canaria	25.7%	31.1%	54.8%	10.3%	9.9%	25.8%	20.2%		32.5%
Tenerife	40.2%	14.3%	14.1%	51.6%	75.3%	28.4%	58.3%		31.7%
La Gomera	0.5%	1.4%	0.5%	4.4%	5.0%	6.1%	6.8%		2.3%
La Palma	4.2%	17.9%	6.6%	22.7%	2.5%	33.9%	3.8%		13.5%
El Hierro	0.3%	3.4%	1.2%	4.8%	6.7%	3.0%	2.2%		2.8%
CANARY ISLANDS	100%	100%	100%	100%	100%	100%	100%		100%

Distribution by island of stay

ISLAND OF RESIDENCE	ISLAND OF STAY								CANARY ISLANDS
	Lanzarote	Fuerteventura	Gran Canaria	Tenerife	La Gomera	La Palma	El Hierro		
Lanzarote	14.0%	9.1%	64.1%	11.9%	0.1%	0.4%	0.4%		100%
Fuerteventura	10.9%	33.1%	42.3%	12.1%	0.1%	0.5%	1.0%		100%
Gran Canaria	5.9%	9.8%	69.8%	10.6%	1.0%	2.0%	0.8%		100%
Tenerife	9.5%	4.6%	18.4%	54.8%	7.9%	2.3%	2.5%		100%
La Gomera	1.8%	6.2%	8.2%	65.6%	7.3%	6.9%	4.0%		100%
La Palma	2.4%	13.6%	20.2%	56.4%	0.6%	6.4%	0.4%		100%
El Hierro	0.7%	12.4%	17.4%	57.7%	7.9%	2.8%	1.1%		100%
CANARY ISLANDS	7.5%	10.3%	41.4%	33.6%	3.3%	2.6%	1.3%		100%