

# Tourist arrivals in the Canary Islands (ISTAC)

August 2024



## CANARY ISLANDS

	United Kingdom	Germany	Belgium	France	Netherlands	Ireland	Italy	Switzerland	Denmark	Finland	Norway	Sweden	Nordics	Others	International	Mainland	TOTAL
2023	491,012	159,623	31,279	74,139	67,557	60,364	59,101	13,349	8,704	263	13,837	10,356	33,160	107,337	1,096,920	234,434	1,331,354
2024	543,518	173,203	37,928	93,414	64,949	67,348	65,373	10,583	8,884	277	10,024	6,540	25,725	128,781	1,210,821	239,594	1,450,415
Change	52,506	13,580	6,649	19,275	-2,608	6,984	6,272	-2,766	180	14	-3,813	-3,816	-7,435	21,444	113,901	5,160	119,061
Change, %	10.7%	8.5%	21.3%	26.0%	-3.9%	11.6%	10.6%	-20.7%	2.1%	5.3%	-27.6%	-36.8%	-22.4%	20.0%	10.4%	2.2%	8.9%

## LANZAROTE

	United Kingdom	Germany	Belgium	France	Netherlands	Ireland	Italy	Switzerland	Denmark	Finland	Norway	Sweden	Nordics	Others	International	Mainland	TOTAL
2023	133,684	13,024	4,706	19,206	8,027	30,412	9,052	-	-	-	-	-	2,051	8,508	228,671	41,380	270,050
2024	150,610	13,569	5,438	23,367	7,169	31,268	5,826	-	-	-	-	-	1,804	9,908	248,959	33,866	282,825
Change	16,926	545	732	4,161	-858	856	-3,226	--	--	--	--	--	-247	1,400	20,288	-7,514	12,775
Change, %	12.7%	4.2%	15.6%	21.7%	-10.7%	2.8%	-35.6%	--	--	--	--	--	-12.0%	16.5%	8.9%	-18.2%	4.7%

## FUERTEVENTURA

	United Kingdom	Germany	Belgium	France	Netherlands	Ireland	Italy	Switzerland	Denmark	Finland	Norway	Sweden	Nordics	Others	International	Mainland	TOTAL
2023	59,640	51,258	957	12,413	5,939	5,533	11,245	-	-	-	-	-	2,604	21,692	171,280	21,740	193,020
2024	65,236	61,330	1,264	13,017	4,723	5,522	13,414	-	-	-	-	-	2,285	22,284	189,076	22,109	211,185
Change	5,596	10,072	307	604	-1,216	-11	2,169	--	--	--	--	--	-319	592	17,796	369	18,165
Change, %	9.4%	19.6%	32.1%	4.9%	-20.5%	-0.2%	19.3%	--	--	--	--	--	-12.3%	2.7%	10.4%	1.7%	9.4%

## GRAN CANARIA

	United Kingdom	Germany	Belgium	France	Netherlands	Ireland	Italy	Switzerland	Denmark	Finland	Norway	Sweden	Nordics	Others	International	Mainland	TOTAL
2023	84,328	49,850	8,157	15,164	26,265	9,950	10,842	-	-	-	-	-	23,074	35,283	262,912	58,195	321,107
2024	93,570	47,051	11,165	18,453	30,093	9,906	10,967	-	-	-	-	-	16,860	37,314	275,379	60,035	335,413
Change	9,242	-2,799	3,008	3,289	3,828	-44	125	--	--	--	--	--	-6,214	2,031	12,467	1,840	14,306
Change, %	11.0%	-5.6%	36.9%	21.7%	14.6%	-0.4%	1.2%	--	--	--	--	--	-26.9%	5.8%	4.7%	3.2%	4.5%

## TENERIFE

	United Kingdom	Germany	Belgium	France	Netherlands	Ireland	Italy	Switzerland	Denmark	Finland	Norway	Sweden	Nordics	Others	International	Mainland	TOTAL
2023	211,272	42,282	17,052	27,113	26,566	14,469	27,843	-	-	-	-	-	5,271	52,904	424,771	105,438	530,209
2024	232,543	47,613	19,777	38,065	21,668	20,617	35,051	-	-	-	-	-	4,670	67,699	487,704	115,826	603,529
Change	21,271	5,331	2,725	10,952	-4,898	6,148	7,208	--	--	--	--	--	-601	14,795	62,933	10,388	73,320
Change, %	10.1%	12.6%	16.0%	40.4%	-18.4%	42.5%	25.9%	--	--	--	--	--	-11.4%	28.0%	14.8%	9.9%	13.8%

## LA PALMA


	United Kingdom	Germany	Belgium	France	Netherlands	Ireland	Italy	Switzerland	Denmark	Finland	Norway	Sweden	Nordics	Others	International	Mainland	TOTAL
2023	1,575	1,865	174	229	737	0	120	-	-	-	-	-	0	2,022	6,721	6,084	12,806
2024	1,008	2,922	271	386	1,277	0	55	-	-	-	-	-	75	2,121	8,115	5,613	13,728
Change	-567	1,057	97	157	540	0	-65	--	--	--	--	--	75	99	1,394	-471	922
Change, %	-36.0%	56.7%	55.7%	68.6%	73.3%	--	-54.2%	--	--	--	--	--	--	4.9%	20.7%	-7.7%	7.2%

Source: Frontur (ISTAC). Tourist arrivals by air.

Note: on the result of the estimated Canary Islands total arrivals, tourists from La Gomera and El Hierro are included. Only main tourists are taken into account in each island.

# Tourist arrivals in the Canary Islands (ISTAC)

January - August 2024



## CANARY ISLANDS

	United Kingdom	Germany	Belgium	France	Netherlands	Ireland	Italy	Switzerland	Denmark	Finland	Norway	Sweden	Nordics	Others	International	Mainland	TOTAL
2023	3,655,958	1,586,211	281,344	563,623	418,064	474,458	417,489	117,483	193,190	110,006	232,530	225,089	760,815	887,258	9,162,697	1,341,270	10,503,968
2024	4,075,313	1,759,121	317,179	624,271	489,243	540,573	490,832	118,761	185,945	101,329	268,066	233,778	789,118	1,022,157	10,226,565	1,363,078	11,589,642
Change	419,355	172,910	35,835	60,648	71,179	66,115	73,343	1,278	-7,245	-8,677	35,536	8,689	28,303	134,899	1,063,868	21,808	1,085,674
Change, %	11.5%	10.9%	12.7%	10.8%	17.0%	13.9%	17.6%	1.1%	-3.8%	-7.9%	15.3%	3.9%	3.7%	15.2%	11.6%	1.6%	10.3%

## LANZAROTE

	United Kingdom	Germany	Belgium	France	Netherlands	Ireland	Italy	Switzerland	Denmark	Finland	Norway	Sweden	Nordics	Others	International	Mainland	TOTAL
2023	983,673	154,014	40,073	144,608	54,711	233,289	62,905	-	-	-	-	-	40,810	70,724	1,784,803	220,011	2,004,812
2024	1,096,312	167,035	45,939	158,625	61,055	241,078	51,054	-	-	-	-	-	35,796	86,294	1,943,187	188,972	2,132,157
Change	112,639	13,021	5,866	14,017	6,344	7,789	-11,851	--	--	--	--	--	-5,014	15,570	158,384	-31,039	127,345
Change, %	11.5%	8.5%	14.6%	9.7%	11.6%	3.3%	-18.8%	--	--	--	--	--	-12.3%	22.0%	8.9%	-14.1%	6.4%

## FUERTEVENTURA

	United Kingdom	Germany	Belgium	France	Netherlands	Ireland	Italy	Switzerland	Denmark	Finland	Norway	Sweden	Nordics	Others	International	Mainland	TOTAL
2023	454,209	451,054	15,180	91,854	39,592	40,150	76,433	-	-	-	-	-	41,433	149,651	1,359,553	118,337	1,477,889
2024	503,572	488,846	19,113	89,654	48,041	46,197	90,745	-	-	-	-	-	42,458	170,348	1,498,977	126,139	1,625,115
Change	49,363	37,792	3,933	-2,200	8,449	6,047	14,312	--	--	--	--	--	1,025	20,697	139,424	7,802	147,226
Change, %	10.9%	8.4%	25.9%	-2.4%	21.3%	15.1%	18.7%	--	--	--	--	--	2.5%	13.8%	10.3%	6.6%	10.0%

## GRAN CANARIA

	United Kingdom	Germany	Belgium	France	Netherlands	Ireland	Italy	Switzerland	Denmark	Finland	Norway	Sweden	Nordics	Others	International	Mainland	TOTAL
2023	595,042	493,928	71,223	104,315	170,989	72,930	80,569	-	-	-	-	-	478,745	277,477	2,345,219	357,272	2,702,491
2024	672,360	533,641	80,525	113,087	205,125	84,007	87,717	-	-	-	-	-	505,016	297,021	2,578,498	377,289	2,955,787
Change	77,318	39,713	9,302	8,772	34,136	11,077	7,148	--	--	--	--	--	26,271	19,544	233,279	20,017	253,296
Change, %	13.0%	8.0%	13.1%	8.4%	20.0%	15.2%	8.9%	--	--	--	--	--	5.5%	7.0%	9.9%	5.6%	9.4%

## TENERIFE

	United Kingdom	Germany	Belgium	France	Netherlands	Ireland	Italy	Switzerland	Denmark	Finland	Norway	Sweden	Nordics	Others	International	Mainland	TOTAL
2023	1,609,764	449,100	151,312	218,653	147,349	127,591	196,494	-	-	-	-	-	194,184	491,306	3,585,749	606,248	4,191,995
2024	1,790,960	512,937	168,890	258,970	165,688	169,039	259,825	-	-	-	-	-	200,344	574,450	4,101,098	635,572	4,736,669
Change	181,196	63,837	17,578	40,317	18,339	41,448	63,331	--	--	--	--	--	6,160	83,144	515,349	29,324	544,674
Change, %	11.3%	14.2%	11.6%	18.4%	12.4%	32.5%	32.2%	--	--	--	--	--	3.2%	16.9%	14.4%	4.8%	13.0%

## LA PALMA

	United Kingdom	Germany	Belgium	France	Netherlands	Ireland	Italy	Switzerland	Denmark	Finland	Norway	Sweden	Nordics	Others	International	Mainland	TOTAL
2023	8,899	23,676	2,486	2,539	4,986	240	819	-	-	-	-	-	3,849	11,577	59,070	31,021	90,093
2024	8,825	45,134	2,004	3,122	8,983	62	1,219	-	-	-	-	-	4,083	10,565	83,996	28,515	112,511
Change	-74	21,458	-482	583	3,997	-178	400	--	--	--	--	--	234	-1,012	24,926	-2,506	22,418
Change, %	-0.8%	90.6%	-19.4%	23.0%	80.2%	-74.2%	48.8%	--	--	--	--	--	6.1%	-8.7%	42.2%	-8.1%	24.9%

Source: Frontur (ISTAC). Tourist arrivals by air.

Note: on the result of the estimated Canary Islands total arrivals, tourists from La Gomera and El Hierro are included. Only main tourists are taken into account in each island.

# International tourist arrivals in Spain (INE)

August 2024



## BY COUNTRY OF RESIDENCE

### Monthly

	UK	Germany	Belgium	France	Netherlands	Ireland	Italy	Switzerland	Denmark	Finland	Norway	Sweden	Nordics	Russia	Portugal	Austria	Others	INTERNATIONAL
Aug-23	2,036,999	1,181,927	331,671	1,974,734	555,125	282,528	742,187	210,547	93,914	20,873	89,570	126,188	330,545	0	460,763	138,510	1,940,627	10,186,163
Aug-24	2,119,550	1,241,647	334,745	2,139,022	582,093	288,913	788,182	198,373	93,311	20,700	90,604	122,455	327,070	0	528,894	120,626	2,261,635	10,930,750
Change	82,551	59,720	3,074	164,288	26,968	6,385	45,995	-12,174	-603	-173	1,034	-3,733	-3,475	--	68,131	-17,884	321,008	744,587
Change, %	4.1%	5.1%	0.9%	8.3%	4.9%	2.3%	6.2%	-5.8%	-0.6%	-0.8%	1.2%	-3.0%	-1.1%	--	14.8%	-12.9%	16.5%	7.3%

### Year-to-date

	UK	Germany	Belgium	France	Netherlands	Ireland	Italy	Switzerland	Denmark	Finland	Norway	Sweden	Nordics	Russia	Portugal	Austria	Others	INTERNATIONAL
Jan-Aug 23	11,746,100	7,363,550	1,887,245	8,354,830	2,981,830	1,689,991	3,358,690	1,333,568	801,113	345,384	902,222	1,088,475	3,137,194	0	1,966,483	946,549	13,075,988	57,842,018
Jan-Aug 24	12,662,402	8,045,546	2,184,594	9,196,189	3,384,240	1,911,212	3,757,458	1,466,249	816,793	372,343	976,842	1,228,044	3,394,022	--	2,089,670	776,731	15,439,597	64,307,910
Change	916,302	681,996	297,349	841,359	402,410	221,221	398,768	132,681	15,680	26,959	74,620	139,569	256,828	--	123,187	-169,818	2,363,609	6,465,892
Change, %	7.8%	9.3%	15.8%	10.1%	13.5%	13.1%	11.9%	9.9%	2.0%	7.8%	8.3%	12.8%	8.2%	--	6.3%	-17.9%	18.1%	11.2%

## BY AUTONOMOUS COMMUNITY

### Monthly

	Canary Islands	Andalusia	Aragon	Asturias	aric Islands	Cantabria	C. y Leon	C. La Mancha	Catalonia	encian Region	Extremadura	Galicia	Madrid	Murcia	Navarre	ue Country	La Rioja	SPAIN
Aug-23	1,062,818	1,466,334	43,429	67,459	2,359,442	91,420	214,915	24,456	2,154,210	1,272,665	34,651	276,973	625,174	144,958	31,942	269,524	0	10,186,163
Aug-24	1,165,569	1,602,146	62,402	49,406	2,446,476	86,089	225,748	27,150	2,287,846	1,472,421	25,077	305,870	639,316	187,089	59,769	263,309	0	10,930,750
Change	102,751	135,812	18,973	-18,053	87,034	-5,331	10,833	2,694	133,636	199,756	-9,574	28,897	14,142	42,131	27,827	-6,215	0	744,587
Change, %	9.7%	9.3%	43.7%	-26.8%	3.7%	-5.8%	5.0%	11.0%	6.2%	15.7%	-27.6%	10.4%	2.3%	29.1%	87.1%	-2.3%	--	7.3%


### Year-to-date

	Canary Islands	Andalusia	Aragon	Asturias	aric Islands	Cantabria	C. y Leon	C. La Mancha	Catalonia	encian Region	Extremadura	Galicia	Madrid	Murcia	Navarre	ue Country	La Rioja	SPAIN
Jan-Aug 23	8,948,136	8,311,833	287,958	273,484	10,507,232	320,161	852,540	91,914	12,528,453	7,032,706	120,434	1,055,539	4,974,429	653,805	172,206	1,374,452	10,759	57,842,018
Jan-Aug 24	9,865,444	9,335,561	315,414	193,559	11,161,812	354,193	928,439	95,689	13,749,224	8,258,643	59,199	1,238,426	5,820,675	803,863	253,721	1,486,201	0	64,307,910
Change	917,308	1,023,728	27,456	-79,925	654,580	34,032	75,899	3,775	1,220,771	1,225,937	-61,235	182,887	846,246	150,058	81,515	111,749	-10,759	6,465,892
Change, %	10.3%	12.3%	9.5%	-29.2%	6.2%	10.6%	8.9%	4.1%	9.7%	17.4%	-50.8%	17.3%	17.0%	23.0%	47.3%	8.1%	-100.0%	11.2%

Note: Since March 2022, "Russia" is included in Others. Source: Frontur (INE).

# Tourist arrivals in the Canary Islands (ISTAC)

August 2024



## Number of tourists by holiday package booking and country of residence

### August 2024

	Book	Do not book	TOTAL	% Book	% Do not book
<b>International</b>	688,623	522,200	1,210,821	56.9%	43.1%
- Germany	119,170	54,033	173,203	68.8%	31.2%
- Netherlands	47,628	17,321	64,949	73.3%	26.7%
- Ireland	25,049	42,299	67,348	37.2%	62.8%
- Nordics	13,986	11,739	25,724	54.4%	45.6%
- United Kingdom	330,081	213,437	543,518	60.7%	39.3%
- Switzerland	5,303	5,280	10,583	50.1%	49.9%
- Others	147,406	178,091	325,496	45.3%	54.7%
<b>Spanish Mainland</b>	55,037	184,557	239,594	23.0%	77.0%
<b>TOTAL</b>	743,660	706,757	1,450,415	51.3%	48.7%

### January - August 2024

	Book	Do not book	TOTAL	% Book	% Do not book
<b>International</b>	5,513,920	4,712,651	10,226,568	53.9%	46.1%
- Germany	1,144,950	614,172	1,759,121	65.1%	34.9%
- Netherlands	321,892	167,352	489,243	65.8%	34.2%
- Ireland	193,553	347,020	540,573	35.8%	64.2%
- Nordics	487,288	301,832	789,120	61.8%	38.2%
- United Kingdom	2,431,048	1,644,265	4,075,313	59.7%	40.3%
- Switzerland	41,350	77,412	118,761	34.8%	65.2%
- Others	893,839	1,560,598	2,454,437	36.4%	63.6%
<b>Spanish Mainland</b>	291,437	1,071,640	1,363,078	21.4%	78.6%
<b>TOTAL</b>	5,805,357	5,784,291	11,589,646	50.1%	49.9%

## Share of tourists by accommodation type and country of residence

### August 2024

	Hotels and similar	Apartments	Property	Cruise	House of friend or relative	Others
<b>International</b>	68.8%	19.7%	2.2%	0.1%	3.8%	5.3%
- Germany	78.4%	11.5%	3.5%	0.0%	3.9%	2.6%
- Netherlands	68.7%	25.1%	1.2%	0.0%	1.4%	3.6%
- Ireland	51.5%	38.5%	2.6%	0.3%	2.9%	4.2%
- Nordics	60.2%	18.7%	6.8%	0.0%	7.9%	6.4%
- United Kingdom	66.8%	23.5%	1.8%	0.3%	3.0%	4.5%
- Switzerland	74.0%	7.7%	1.4%	0.0%	10.0%	6.9%
- Others	71.2%	13.2%	2.0%	0.0%	5.2%	8.5%
<b>Spanish Mainland</b>	57.3%	12.1%	1.4%	0.0%	14.6%	14.5%
<b>TOTAL</b>	66.9%	18.4%	2.1%	0.1%	5.6%	6.8%

### January - August 2024

	Hotels and similar	Apartments	Property	Cruise	House of friend or relative	Others
<b>International</b>	66.4%	19.6%	2.5%	2.7%	3.5%	5.3%
- Germany	67.9%	10.9%	3.4%	9.9%	3.4%	4.6%
- Netherlands	68.0%	24.4%	1.4%	0.6%	2.0%	3.6%
- Ireland	57.0%	33.4%	1.7%	0.4%	2.7%	5.0%
- Nordics	64.4%	27.5%	2.9%	0.1%	2.8%	2.4%
- United Kingdom	66.4%	23.1%	2.0%	2.2%	2.3%	4.0%
- Switzerland	68.6%	16.8%	2.9%	0.6%	5.7%	5.5%
- Others	67.6%	13.6%	3.0%	0.2%	6.2%	9.3%
<b>Spanish Mainland</b>	57.9%	10.1%	1.6%	0.0%	18.6%	11.7%
<b>TOTAL</b>	65.4%	18.5%	2.4%	2.4%	5.3%	6.1%

Source: Frontur (ISTAC). Tourist arrivals by air.

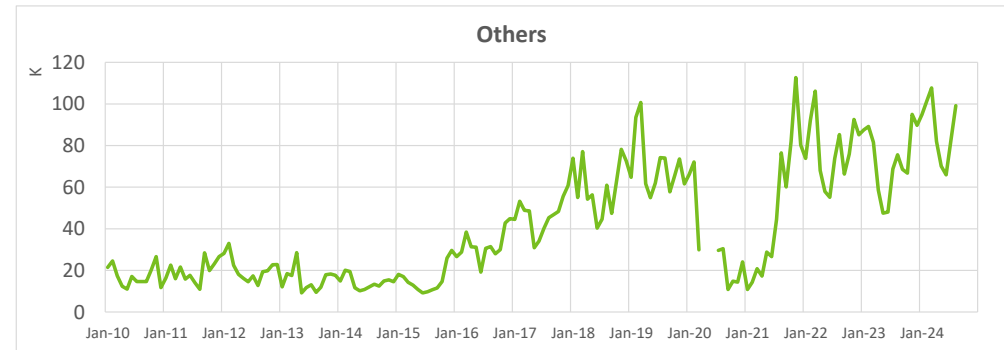
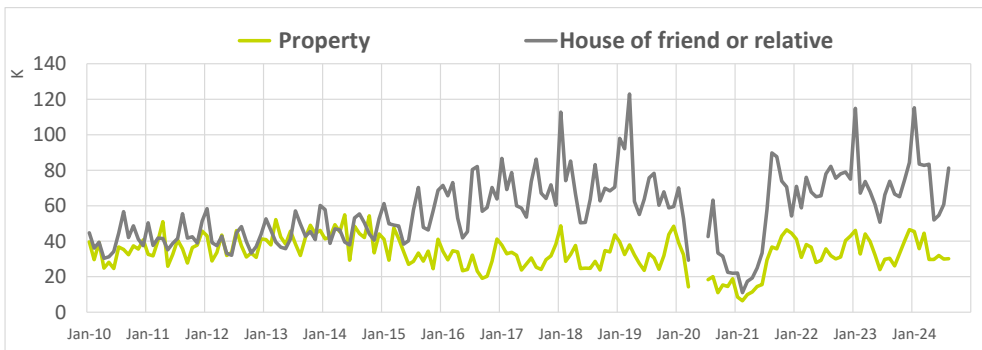
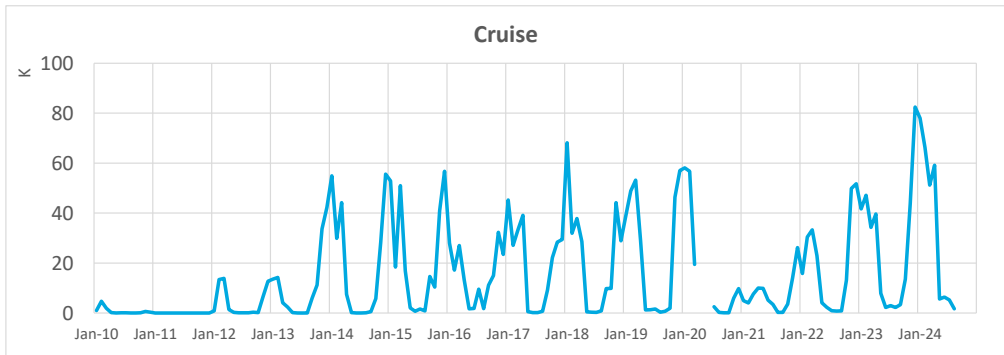
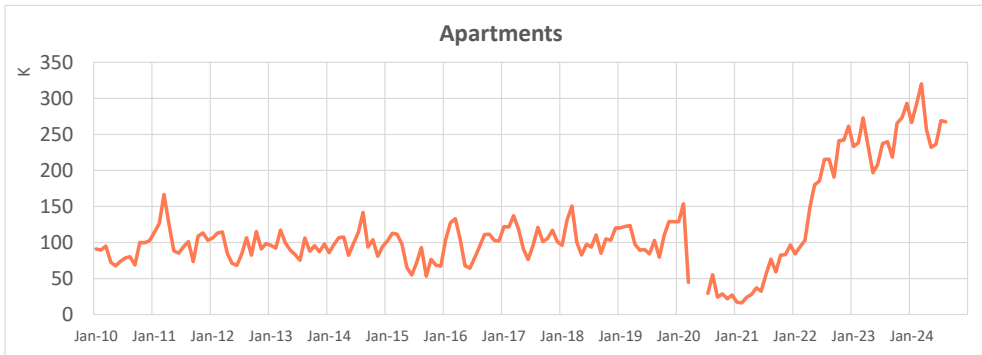
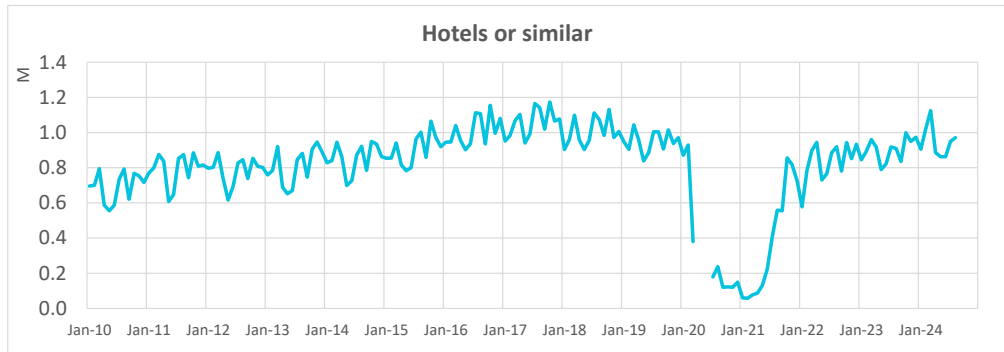
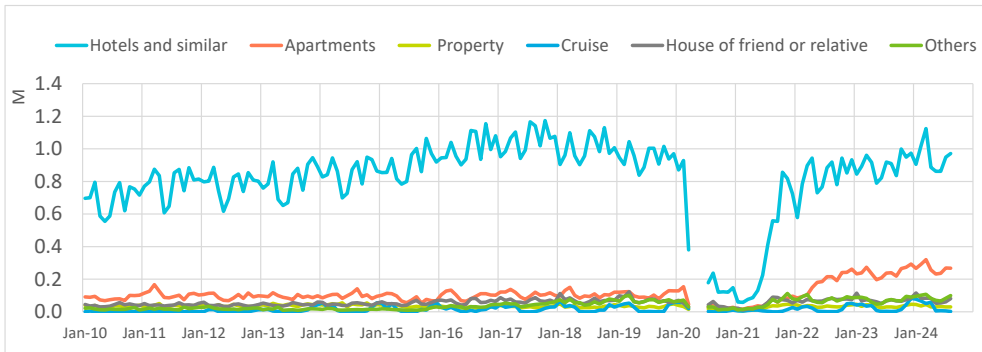
Note: on the result of the estimated Canary Islands total arrivals, tourists from La Gomera and El Hierro are included.

# Tourist arrivals in the Canary Islands (ISTAC)

August 2024




## Number of tourists by type of accommodation



Source: Frontur (ISTAC). Tourist arrivals by air.

# Tourist arrivals in the Canary Islands (ISTAC)

August 2024



## Number of tourists by holiday package booking and island of stay

		August 2024					
		Lanzarote	Fuerteventura	Gran Canaria	Tenerife	La Palma	CANARY ISLANDS
Book	Total	167,797	139,962	186,363	250,056	4,440	743,660
	- International	157,550	134,317	170,599	226,277	4,031	688,623
	- Spanish Mainland	10,247	5,645	15,764	23,779	409	55,037
Do not book	Total	119,494	75,296	152,617	358,563	11,499	706,757
	- International	94,633	57,354	107,214	264,323	5,850	522,200
	- Spanish Mainland	24,861	17,942	45,403	94,240	5,649	184,557
TOTAL	All markets	287,292	215,258	338,980	608,617	15,939	1,450,415
	- International	252,184	191,671	277,813	490,599	9,881	1,210,821
	- Spanish Mainland	35,108	23,587	61,167	118,018	6,058	239,594
% book package	Total	58.4%	65.0%	55.0%	41.1%	27.9%	51.3%
	- International	62.5%	70.1%	61.4%	46.1%	40.8%	56.9%
	- Spanish Mainland	29.2%	23.9%	25.8%	20.1%	6.8%	23.0%

		January - August 2024					
		Lanzarote	Fuerteventura	Gran Canaria	Tenerife	La Palma	CANARY ISLANDS
Book	Total	1,287,907	1,096,181	1,613,884	2,031,658	66,178	5,805,357
	- International	1,236,811	1,065,300	1,550,819	1,885,380	63,006	5,513,920
	- Spanish Mainland	51,096	30,881	63,065	146,278	3,172	291,437
Do not book	Total	945,054	626,700	1,416,519	2,793,778	93,497	5,784,291
	- International	802,319	527,520	1,096,064	2,292,373	66,395	4,712,651
	- Spanish Mainland	142,735	99,180	320,455	501,405	27,102	1,071,640
TOTAL	All markets	2,232,961	1,722,880	3,030,400	4,825,434	159,676	11,589,646
	- International	2,039,130	1,592,819	2,646,882	4,177,753	129,401	10,226,568
	- Spanish Mainland	193,831	130,061	383,518	647,681	30,275	1,363,078
% book package	Total	57.7%	63.6%	53.3%	42.1%	41.4%	50.1%
	- International	60.7%	66.9%	58.6%	45.1%	48.7%	53.9%
	- Spanish Mainland	26.4%	23.7%	16.4%	22.6%	10.5%	21.4%

## Share of tourists by accommodation type and island of stay

		August 2024					
		Lanzarote	Fuerteventura	Gran Canaria	Tenerife	La Palma	CANARY ISLANDS
International	Hotels	63.5%	82.6%	70.7%	64.9%	40.2%	68.8%
	Apartments	25.8%	11.9%	20.4%	19.2%	17.2%	19.7%
	Property	0.7%	0.8%	1.9%	3.6%	1.5%	2.2%
	Cruise	0.3%	0.5%	0.4%	0.3%	7.4%	0.1%
	House of friend or relative	2.5%	3.4%	4.2%	4.4%	11.4%	3.8%
	Others	7.1%	0.6%	2.6%	7.5%	22.3%	5.3%
	Spanish Mainland	Hotels	67.0%	67.3%	55.0%	55.1%	37.8%
Apartments		18.6%	14.6%	13.0%	10.0%	11.3%	12.1%
Property		0.6%	2.5%	1.3%	1.5%	0.2%	1.4%
Cruise		0.0%	0.0%	0.0%	0.0%	0.0%	0.0%
House of friend or relative		8.9%	14.1%	25.9%	10.3%	34.3%	14.6%
Others		5.0%	1.5%	4.8%	23.1%	16.5%	14.5%
TOTAL		Hotels	64.0%	80.9%	67.8%	63.0%	39.3%
	Apartments	24.9%	12.2%	19.0%	17.5%	14.9%	18.4%
	Property	0.7%	1.0%	1.8%	3.2%	1.0%	2.1%
	Cruise	0.3%	0.5%	0.3%	0.3%	4.6%	0.1%
	House of friend or relative	3.3%	4.6%	8.1%	5.5%	20.1%	5.6%
	Others	6.8%	0.7%	3.0%	10.5%	20.1%	6.8%

		January - August 2024					
		Lanzarote	Fuerteventura	Gran Canaria	Tenerife	La Palma	CANARY ISLANDS
International	Hotels	61.6%	76.4%	64.7%	62.4%	31.3%	66.4%
	Apartments	25.8%	10.5%	20.1%	18.7%	16.3%	19.6%
	Property	1.5%	1.9%	2.1%	3.3%	2.1%	2.5%
	Cruise	3.8%	4.9%	6.6%	4.3%	26.6%	2.7%
	House of friend or relative	1.8%	3.2%	4.2%	3.8%	6.6%	3.5%
	Others	5.4%	3.0%	2.3%	7.6%	17.1%	5.3%
	Spanish Mainland	Hotels	64.1%	64.6%	54.7%	57.9%	42.5%
Apartments		13.9%	11.9%	9.5%	9.5%	6.6%	10.1%
Property		0.8%	2.1%	1.8%	1.4%	2.7%	1.6%
Cruise		0.0%	0.0%	0.0%	0.0%	0.1%	0.0%
House of friend or relative		12.4%	14.7%	29.0%	14.8%	23.8%	18.6%
Others		8.8%	6.7%	4.9%	16.4%	24.1%	11.7%
TOTAL		Hotels	61.8%	75.5%	63.4%	61.8%	33.4%
	Apartments	24.8%	10.6%	18.8%	17.4%	14.5%	18.5%
	Property	1.4%	2.0%	2.1%	3.0%	2.2%	2.4%
	Cruise	3.5%	4.6%	5.8%	3.7%	21.6%	2.4%
	House of friend or relative	2.8%	4.1%	7.3%	5.3%	9.9%	5.3%
	Others	5.7%	3.3%	2.6%	8.8%	18.4%	6.1%

Source: Frontur (ISTAC). Tourist arrivals by air.

Note: in the islands are included tourists who have chosen the island as the main destination of their trip or as a secondary destination.