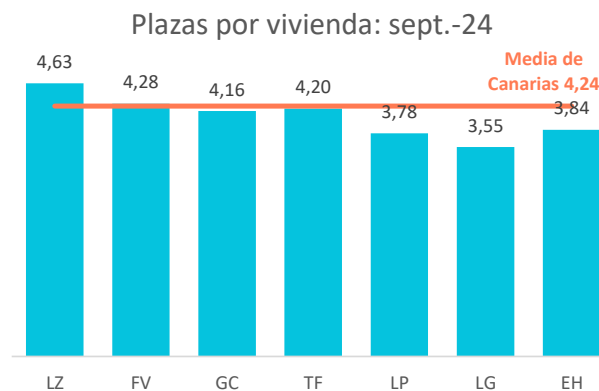
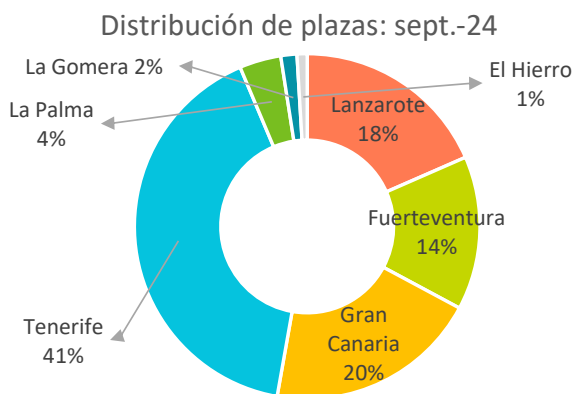


# Viviendas vacacionales comercializadas en Canarias

## Septiembre 2024

### Principales indicadores relativos a viviendas vacacionales (últimos datos)

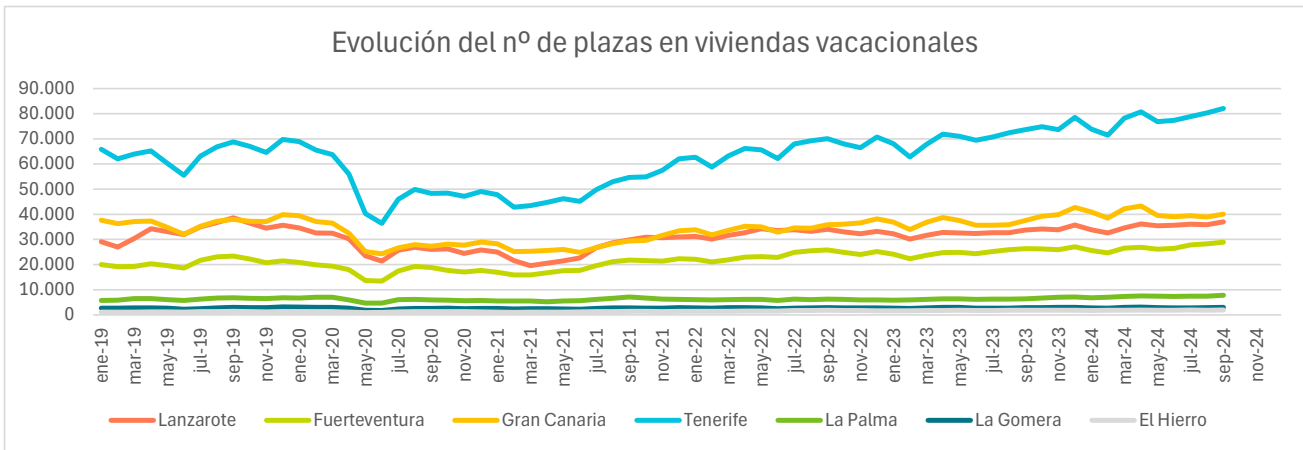
		CANARIAS	Lanzarote	Fuerteventura	Gran Canaria	Tenerife	La Palma	La Gomera	El Hierro
Viviendas vacacionales disponibles	sept.-24	<b>47.343</b>	8.000	6.749	9.639	19.536	2.065	852	496
	Dif 24/23	<b>12,56%</b>	10,74%	10,68%	8,54%	15,36%	25,99%	4,41%	7,13%
Plazas disponibles	sept.-24	<b>200.905</b>	37.049	28.911	40.085	82.094	7.813	3.024	1.906
	Dif 24/23	<b>10,13%</b>	9,89%	9,67%	6,78%	11,41%	23,12%	4,60%	2,09%
Tasa de vivienda reservada	sept.-24	<b>89,14</b>	93,44	89,69	86,03	89,13	86	84,15	95,16
	Dif 24/23	<b>0,64</b>	1,05	0,35	<b>-0,23</b>	1,52	<b>-1,8</b>	<b>-3,96</b>	<b>-0,52</b>
Tarifa media diaria	sept.-24	<b>142,2</b>	178,7	128,46	142,81	138,04	107,62	83,67	102,77
	Dif 24/23	<b>21,53%</b>	22,45%	26,23%	20,57%	19,89%	23,36%	17,93%	31,15%
Estancia media en la vivienda vacacional	sept.-24	<b>4,32</b>	4,76	4,43	4,00	4,31	4,19	3,52	3,41
	Dif 24/23	<b>0,14</b>	0,05	0,12	0,21	0,14	0,25	0,09	<b>-0,14</b>
Ingresos totales (mill €)	sept.-24	<b>84,58</b>	21,26	11,37	14,55	33,39	2,50	0,71	0,80
	Dif 24/23	<b>46,01%</b>	42,28%	49,95%	33,65%	54,27%	52,00%	16,05%	30,21%



### Geolocalización de viviendas vacacionales registradas en el Registro General Turístico de Canarias

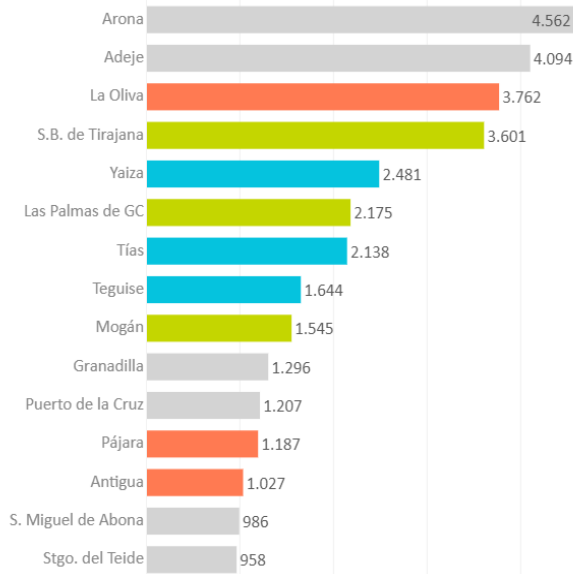


### Principales indicadores relativos a VV por islas y municipios

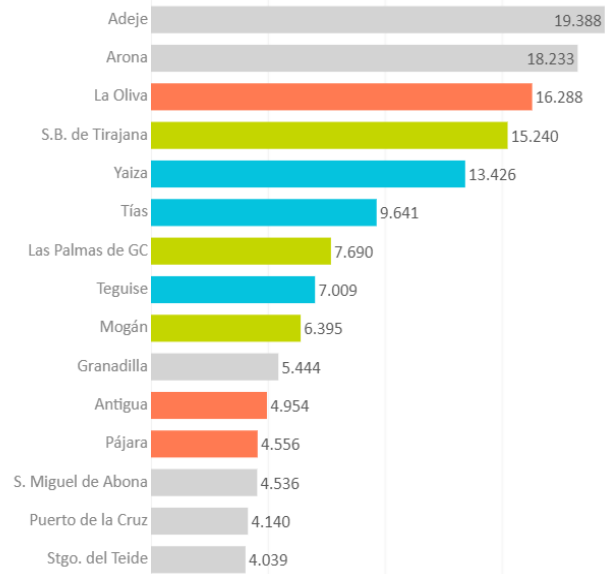


### Ranking 15 primeros municipios: sept.-24

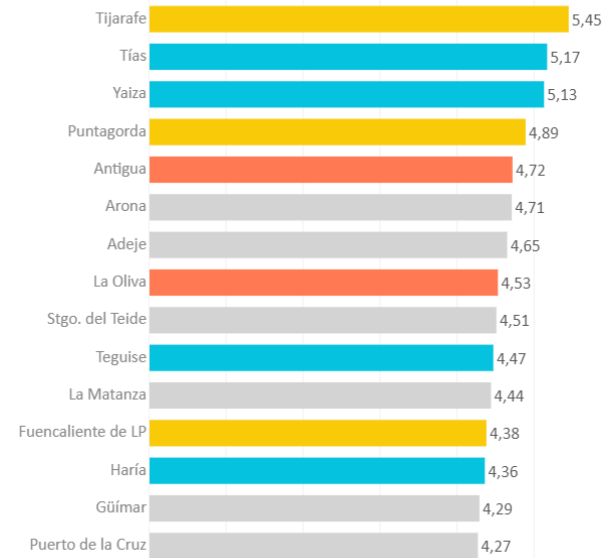
#### VV disponibles: sept.-24



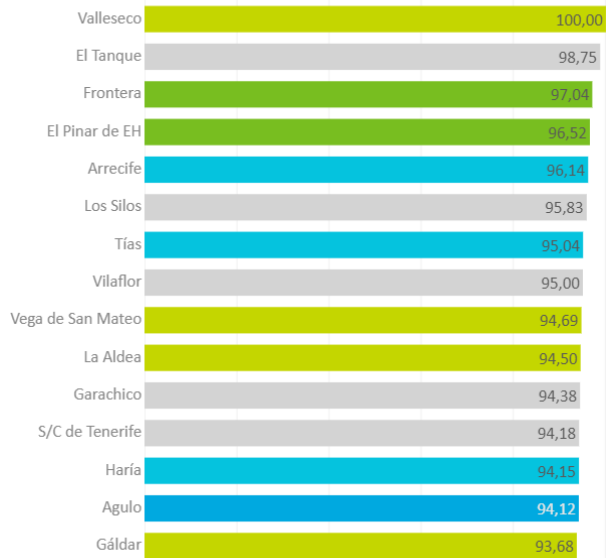
#### Plazas disponibles: sept.-24



#### Estancia media: sept.-24



#### Tasa de ocupación: sept.-24



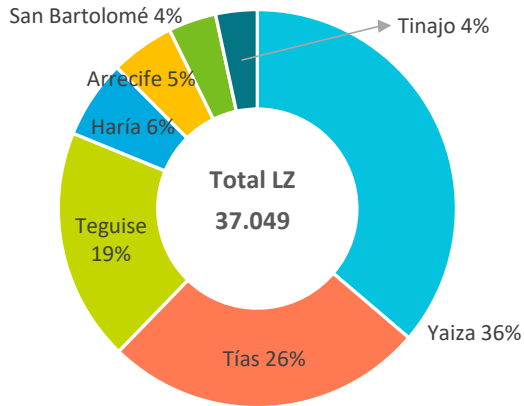
# Viviendas vacacionales comercializadas en Canarias

## Septiembre 2024

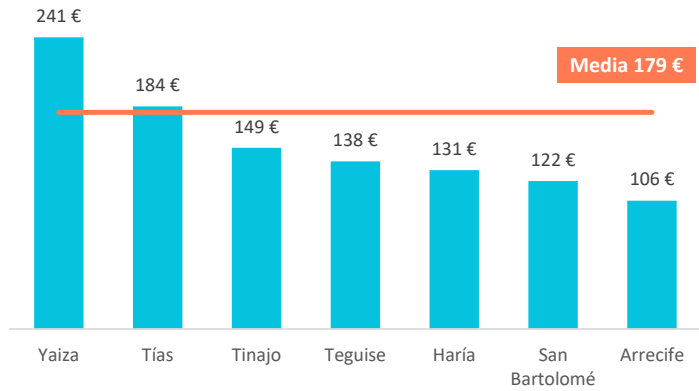


### LANZAROTE

Distribución de plazas: sept.-24

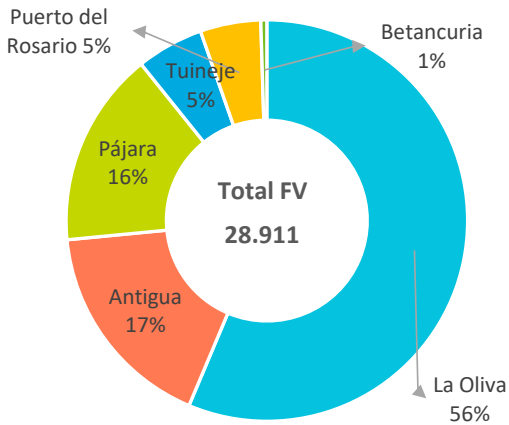


Tarifa media diaria: sept.-24

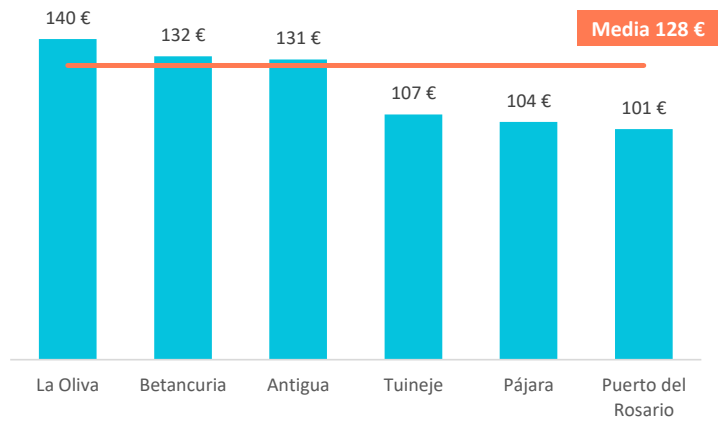


### FUERTEVENTURA

Distribución de plazas: sept.-24

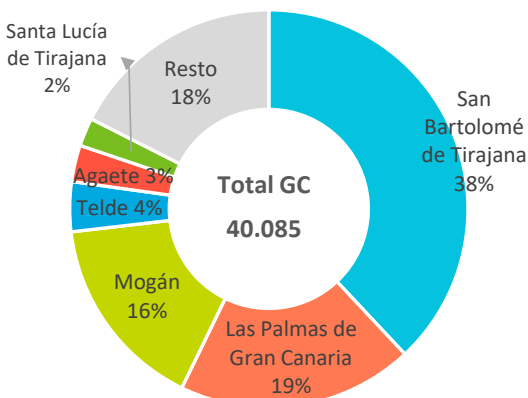


Tarifa media diaria: sept.-24

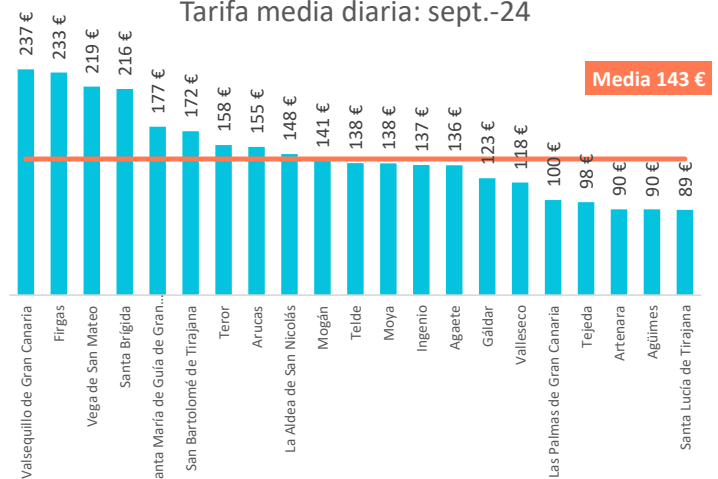


### GRAN CANARIA

Distribución de plazas: sept.-24



Tarifa media diaria: sept.-24



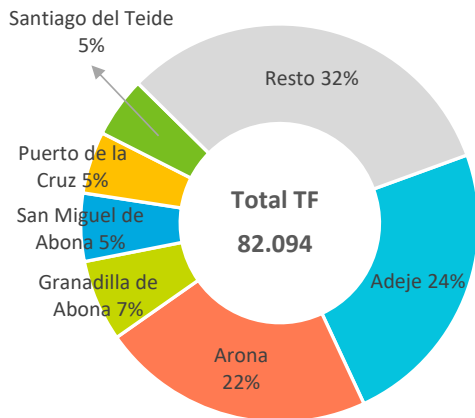
# Viviendas vacacionales comercializadas en Canarias

## Septiembre 2024

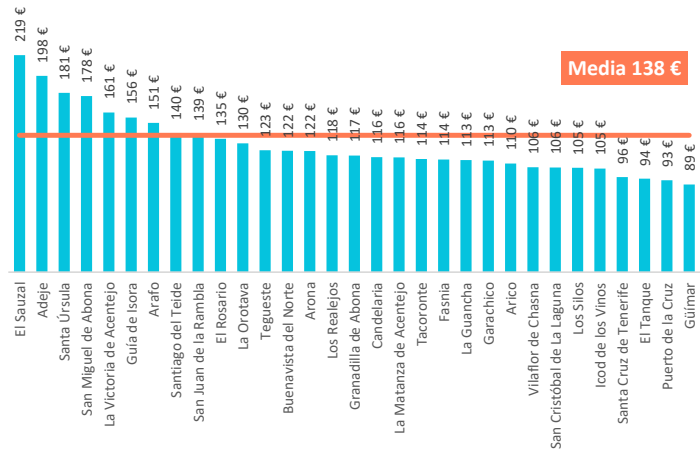


### TENERIFE

Distribución de plazas: sept.-24

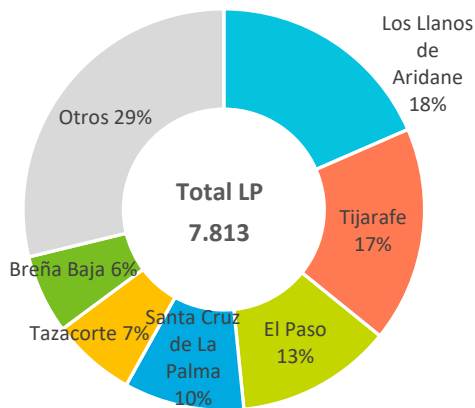


Tarifa media diaria: sept.-24

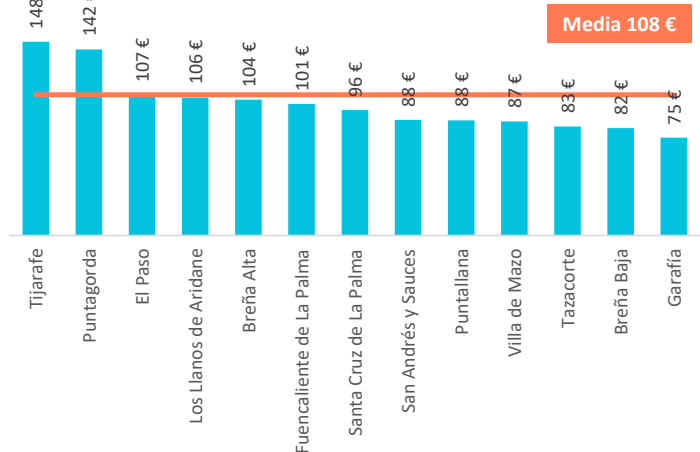


### LA PALMA

Distribución de plazas: sept.-24

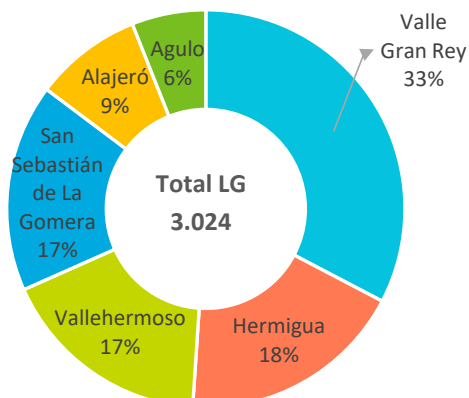


Tarifa media diaria: sept.-24

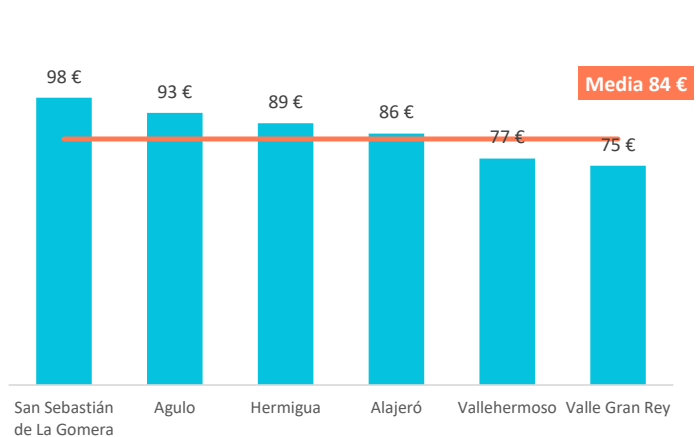


### LA GOMERA

Distribución de plazas: sept.-24

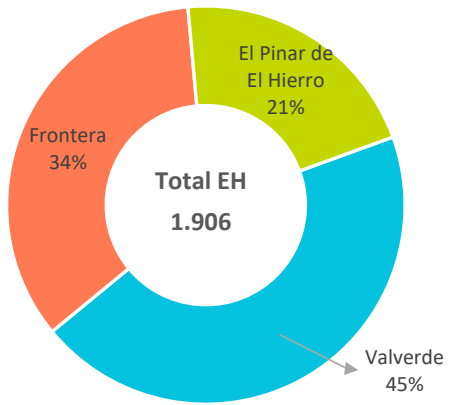


Tarifa media diaria: sept.-24



### EL HIERRO

Distribución de plazas: sept.-24



Tarifa media diaria: sept.-24

