
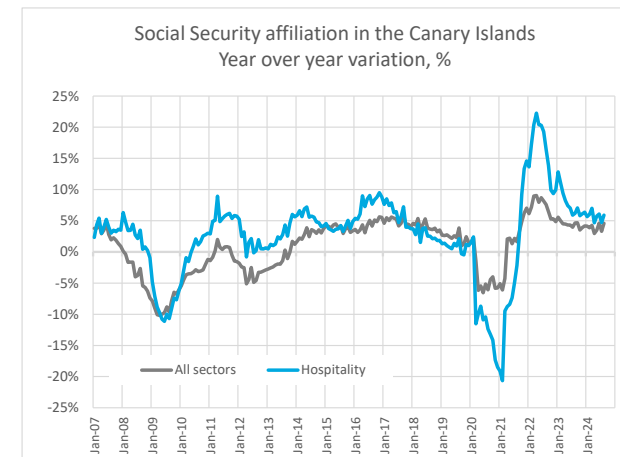
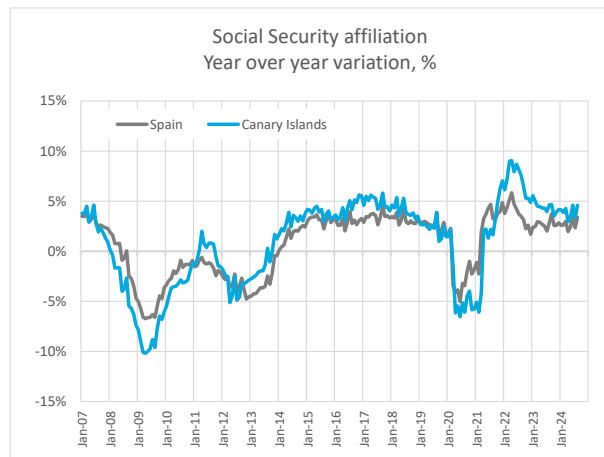


Employment data: Social Security affiliation and unemployment Canary Islands (September 2024)



Social Security affiliation

	Spain: All sectors	Canary Islands: All sectors	Canary Islands: hospitality and travel agencies
Aug-23	20,430,272	865,697	161,602
Sep-23	20,800,895	891,437	164,548
Aug-24	21,122,514	905,371	171,145
Sep-24	21,143,996	917,475	171,932
Month over month variation	21,482	12,104	787
Month over month variation (%)	0.1%	1.3%	0.5%
Year over year variation	343,101	26,038	7,384
Year over year variation (%)	1.6%	2.9%	4.5%



Unemployment

	Spain: All sectors	Canary Islands: All sectors	Canary Islands: hospitality and travel agencies
Aug-23	2,702,700	172,929	25,723
Sep-23	2,722,468	170,098	25,472
Aug-24	2,572,121	163,045	24,362
Sep-24	2,575,285	158,670	24,021
Month over month variation	3,164	-4,375	-341
Month over month variation (%)	0.1%	-2.7%	-1.4%
Year over year variation	-147,183	-11,428	-1,451
Year over year variation (%)	-5.4%	-6.7%	-5.7%

