

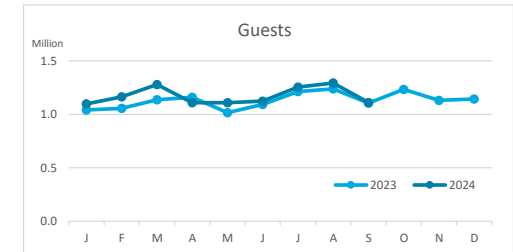
Main tourist accommodation indicators

CANARY ISLANDS (January - September 2024)



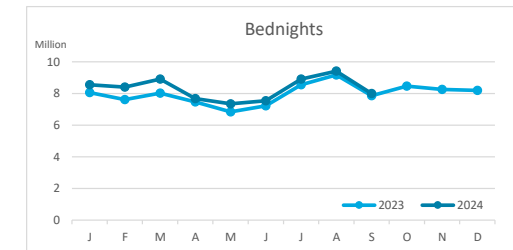
GUESTS BY ACCOMMODATION TYPE (*)

	Breakdown by accommodation type											
	TOTAL				Hotels				Apartments			
	Abroad	Mainland	Canary Islands	Total	Abroad	Mainland	Canary Islands	Total	Abroad	Mainland	Canary Islands	Total
Jan - Sep 23	7,868,678	1,105,819	1,081,434	10,055,931	6,151,072	952,044	760,927	7,864,043	1,717,606	153,775	320,507	2,191,888
Jan - Sep 24	8,431,514	1,105,396	1,002,567	10,539,477	6,520,618	937,246	723,293	8,181,157	1,910,896	168,150	279,274	2,358,320
Change	562,836	-423	-78,867	483,546	369,546	-14,798	-37,634	317,114	193,290	14,375	-41,233	166,432
Change, %	7.2%	0.0%	-7.3%	4.8%	6.0%	-1.6%	-4.9%	4.0%	11.3%	9.3%	-12.9%	7.6%



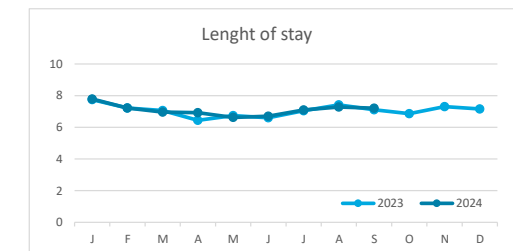
BEDNIGHTS

	Breakdown by accommodation type											
	TOTAL				Hotels				Apartments			
	Abroad	Mainland	Canary Islands	Total	Abroad	Mainland	Canary Islands	Total	Abroad	Mainland	Canary Islands	Total
Jan - Sep 23	61,548,670	5,405,901	3,849,962	70,804,533	46,234,916	4,542,647	2,445,757	53,223,320	15,313,754	863,254	1,404,205	17,581,213
Jan - Sep 24	65,598,721	5,388,671	3,752,748	74,740,140	49,002,624	4,430,921	2,481,156	55,914,701	16,596,097	957,750	1,271,592	18,825,439
Change	4,050,051	-17,230	-97,214	3,935,607	2,767,708	-111,726	35,399	2,691,381	1,282,343	94,496	-132,613	1,244,226
Change, %	6.6%	-0.3%	-2.5%	5.6%	6.0%	-2.5%	1.4%	5.1%	8.4%	10.9%	-9.4%	7.1%

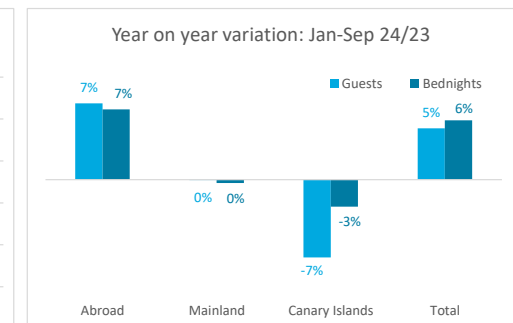
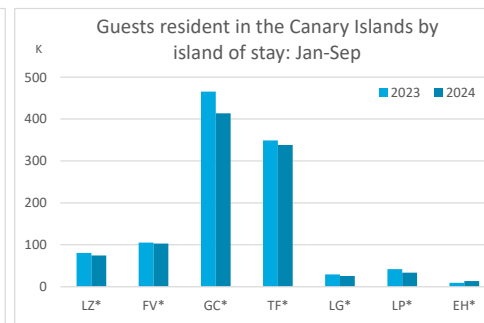
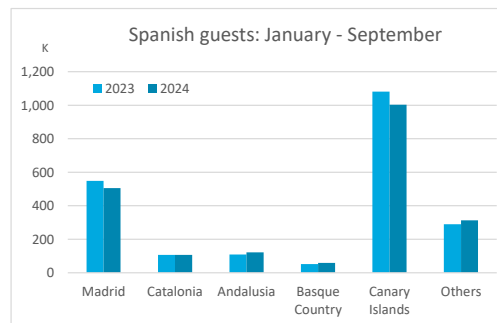
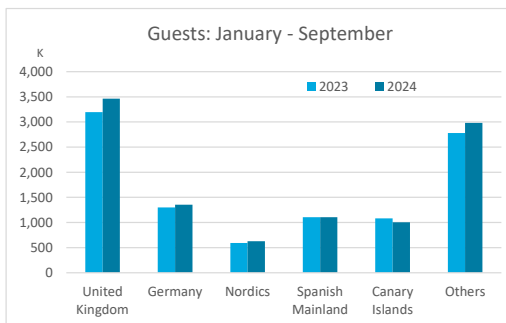


LENGHT OF STAY

	Breakdown by accommodation type											
	TOTAL				Hotels				Apartments			
	Abroad	Mainland	Canary Islands	Total	Abroad	Mainland	Canary Islands	Total	Abroad	Mainland	Canary Islands	Total
Jan - Sep 23	7.8	4.9	3.6	7.0	7.5	4.8	3.2	6.8	8.9	5.6	4.4	8.0
Jan - Sep 24	7.8	4.9	3.7	7.1	7.5	4.7	3.4	6.8	8.7	5.7	4.6	8.0
Change	0.0	0.0	0.2	0.1	0.0	0.0	0.2	0.1	-0.2	0.1	0.2	0.0



GUESTS AND BEDNIGHTS BY PLACE OF RESIDENCE



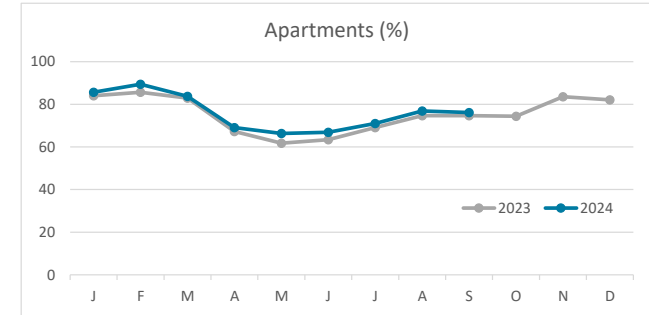
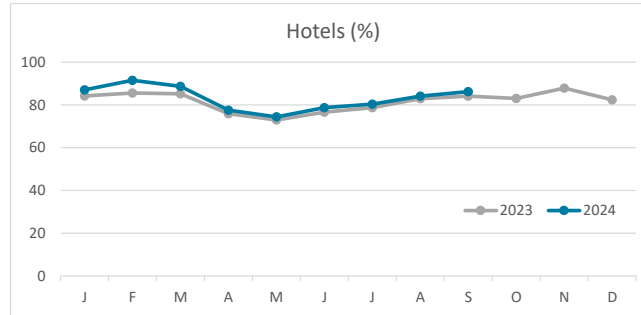
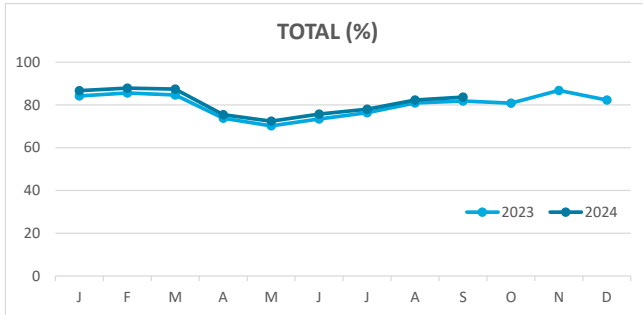
Note: LZ* (Lanzarote), FV* (Fuerteventura), GC* (Gran Canaria), TF* (Tenerife), LG* (La Gomera), LP* (La Palma) and EH* (El Hierro).

Main tourist accommodation indicators

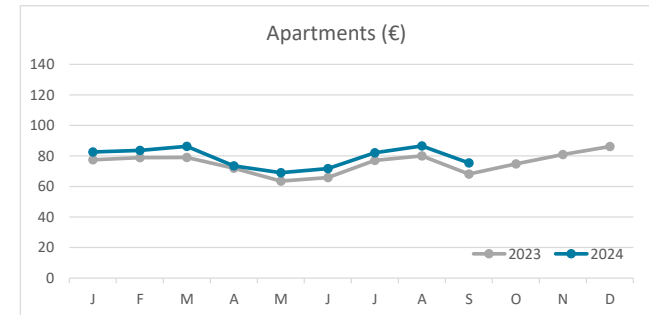
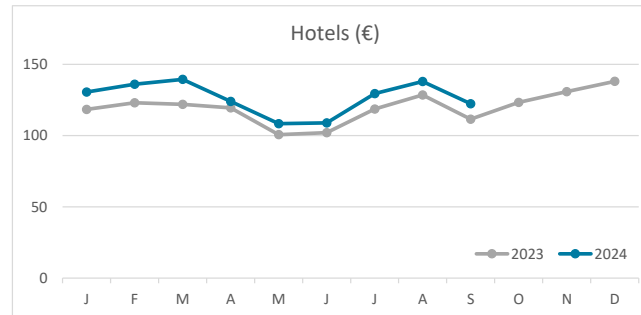
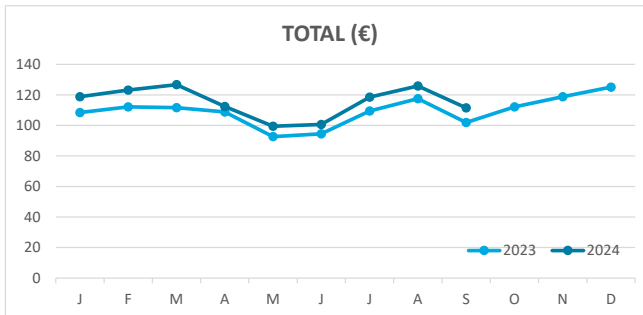
CANARY ISLANDS (January - September 2024)



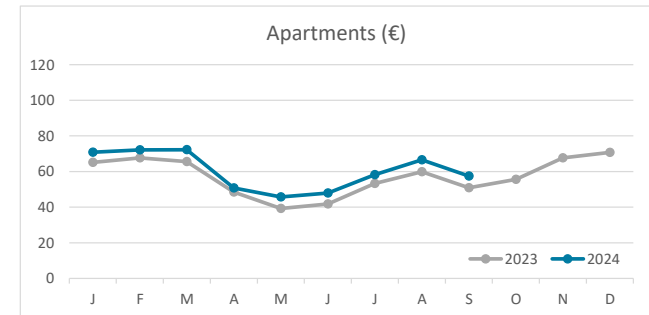
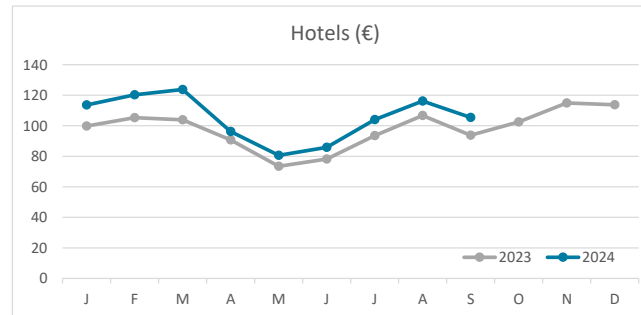
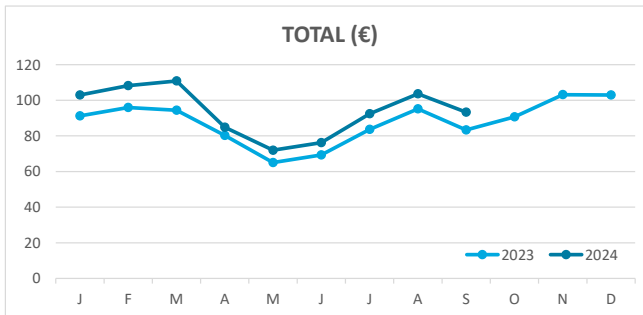
OCCUPANCY RATE PER ROOM / APARTMENT



ADR (Average Daily Rate)



REVPAR (Revenue Per Available Room)



Note: "Guests indicator" refers to number of guests checking in as new arrivals.
 Source: Encuestas de Alojamiento Turístico (ISTAC)