

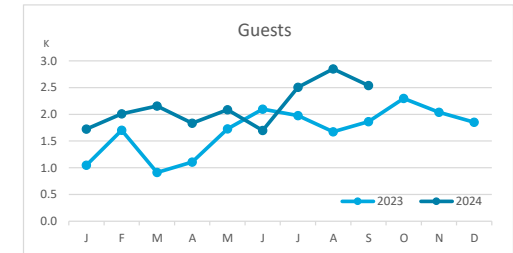
# Main tourist accommodation indicators

## EL HIERRO (January - September 2024)



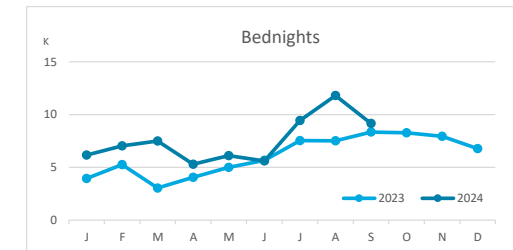
### GUESTS BY ACCOMMODATION TYPE (\*)

	Breakdown by accommodation type											
	TOTAL				Hotels				Apartments			
	Abroad	Mainland	Canary Islands	Total	Abroad	Mainland	Canary Islands	Total	Abroad	Mainland	Canary Islands	Total
Jan - Sep 23	2,171	2,367	9,568	<b>14,106</b>	1,739	1,903	5,247	<b>8,889</b>	432	464	4,321	<b>5,217</b>
Jan - Sep 24	2,656	2,987	13,759	<b>19,402</b>	2,391	2,697	8,057	<b>13,145</b>	265	290	5,702	<b>6,257</b>
Change	485	620	4,191	<b>5,296</b>	652	794	2,810	<b>4,256</b>	-167	-174	1,381	<b>1,040</b>
Change, %	22.3%	26.2%	43.8%	<b>37.5%</b>	37.5%	41.7%	53.6%	<b>47.9%</b>	-38.7%	-37.5%	32.0%	<b>19.9%</b>



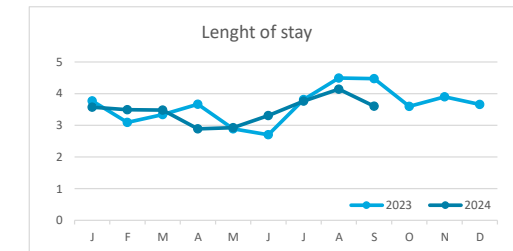
### BEDNIGHTS

	Breakdown by accommodation type											
	TOTAL				Hotels				Apartments			
	Abroad	Mainland	Canary Islands	Total	Abroad	Mainland	Canary Islands	Total	Abroad	Mainland	Canary Islands	Total
Jan - Sep 23	9,069	10,022	31,268	<b>50,359</b>	6,553	7,602	14,375	<b>28,530</b>	2,516	2,420	16,893	<b>21,829</b>
Jan - Sep 24	11,599	11,796	44,703	<b>68,098</b>	9,322	10,088	21,502	<b>40,912</b>	2,277	1,708	23,201	<b>27,186</b>
Change	2,530	1,774	13,435	<b>17,739</b>	2,769	2,486	7,127	<b>12,382</b>	-239	-712	6,308	<b>5,357</b>
Change, %	27.9%	17.7%	43.0%	<b>35.2%</b>	42.3%	32.7%	49.6%	<b>43.4%</b>	-9.5%	-29.4%	37.3%	<b>24.5%</b>

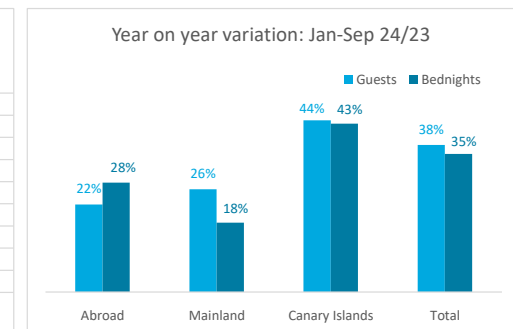
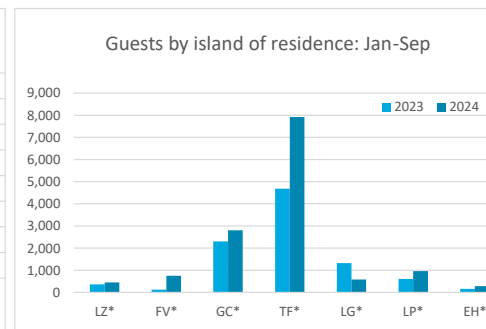
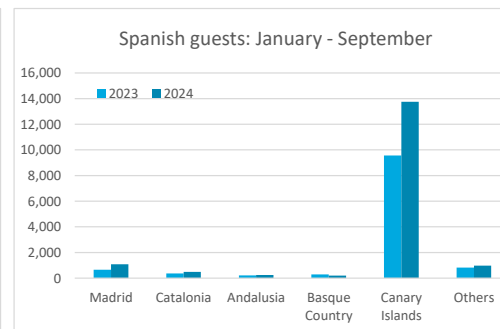
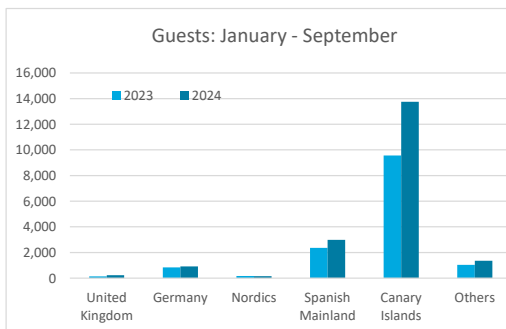


### LENGHT OF STAY

	Breakdown by accommodation type											
	TOTAL				Hotels				Apartments			
	Abroad	Mainland	Canary Islands	Total	Abroad	Mainland	Canary Islands	Total	Abroad	Mainland	Canary Islands	Total
Jan - Sep 23	4.2	4.2	3.3	<b>3.6</b>	3.8	4.0	2.7	<b>3.2</b>	5.8	5.2	3.9	<b>4.2</b>
Jan - Sep 24	4.4	3.9	3.2	<b>3.5</b>	3.9	3.7	2.7	<b>3.1</b>	8.6	5.9	4.1	<b>4.3</b>
Change	0.2	-0.3	0.0	<b>-0.1</b>	0.1	-0.3	-0.1	<b>-0.1</b>	2.8	0.7	0.2	<b>0.2</b>



### GUESTS AND BEDNIGHTS BY PLACE OF RESIDENCE



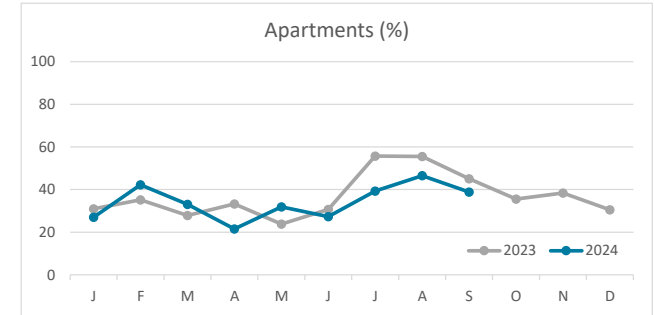
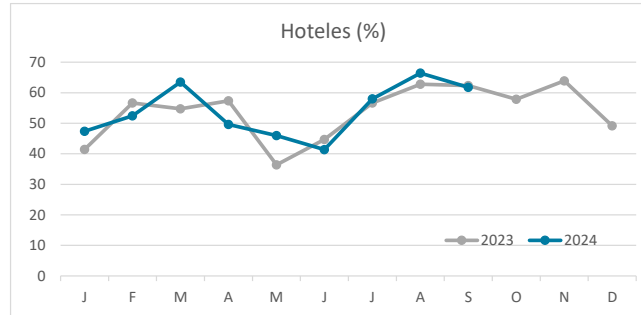
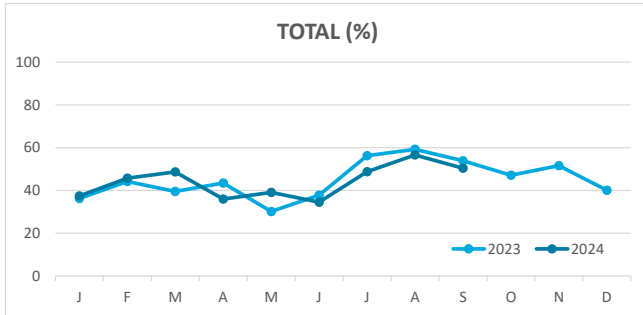
Note: LZ\* (Lanzarote), FV\* (Fuerteventura), GC\* (Gran Canaria), TF\* (Tenerife), LG\* (La Gomera), LP\* (La Palma) and EH\* (El Hierro).

# Main tourist accommodation indicators

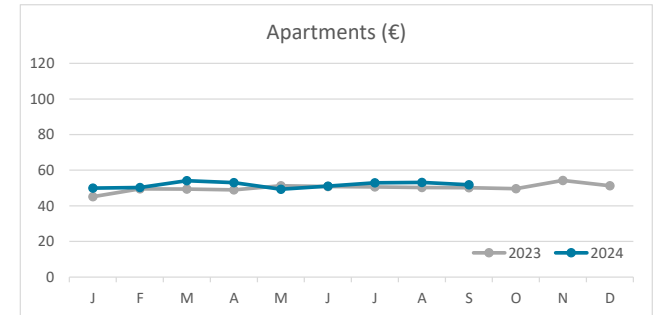
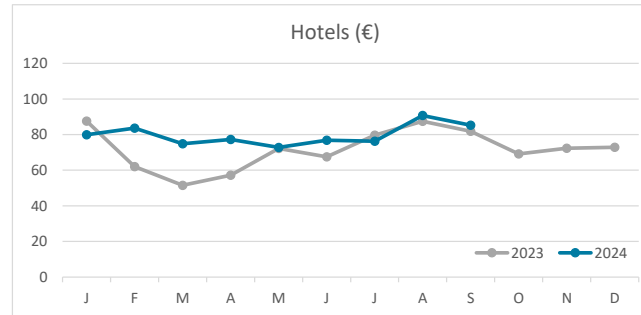
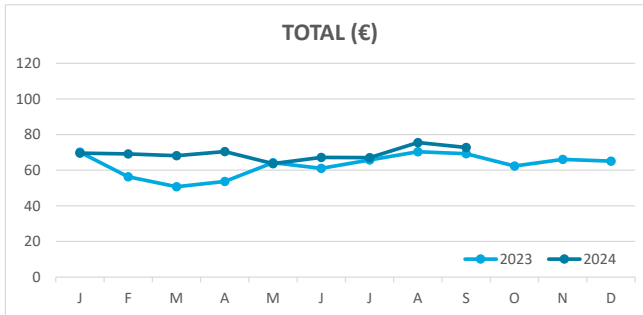
## EL HIERRO (January - September 2024)



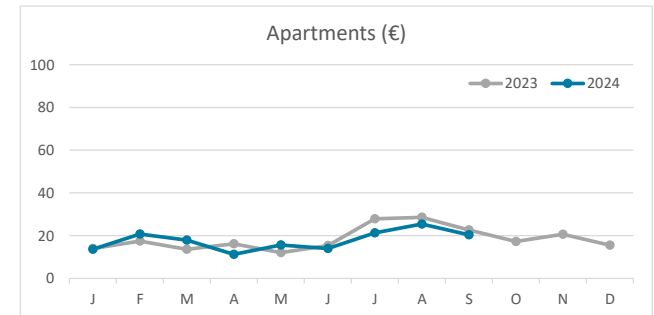
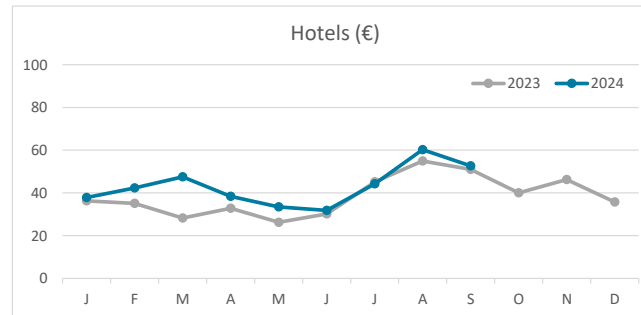
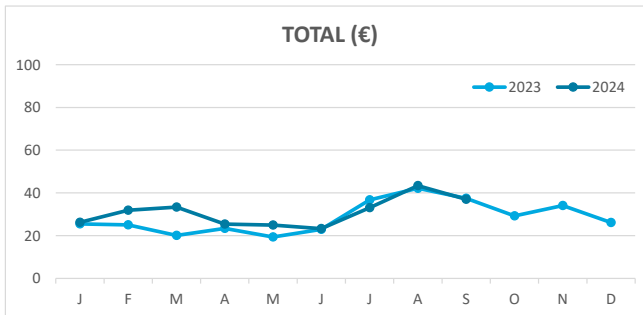
### OCCUPANCY RATE PER ROOM / APARTMENT



### ADR (Average Daily Rate)



### REVPAR (Revenue Per Available Room)



Note: "Guests indicator" refers to number of guests checking in as new arrivals.  
 Source: Encuestas de Alojamiento Turístico (ISTAC)