

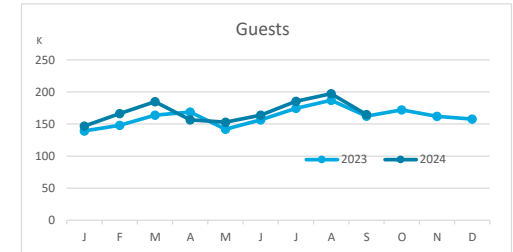
Main tourist accommodation indicators

FUERTEVENTURA (January - September 2024)



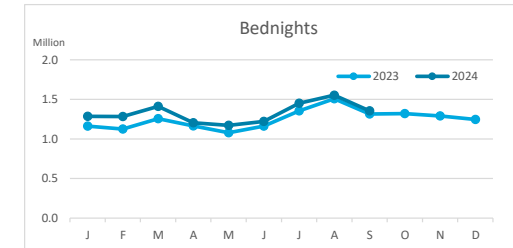
GUESTS BY ACCOMMODATION TYPE (*)

	Breakdown by accommodation type											
	TOTAL				Hotels				Apartments			
	Abroad	Mainland	Canary Islands	Total	Abroad	Mainland	Canary Islands	Total	Abroad	Mainland	Canary Islands	Total
Jan - Sep 23	1,234,806	101,476	105,577	1,441,859	1,132,256	86,840	82,908	1,302,004	102,550	14,636	22,669	139,855
Jan - Sep 24	1,303,709	111,775	102,912	1,518,396	1,171,381	94,644	79,639	1,345,664	132,328	17,131	23,273	172,732
Change	68,903	10,299	-2,665	76,537	39,125	7,804	-3,269	43,660	29,778	2,495	604	32,877
Change, %	5.6%	10.1%	-2.5%	5.3%	3.5%	9.0%	-3.9%	3.4%	29.0%	17.0%	2.7%	23.5%



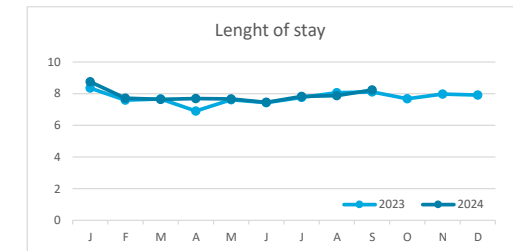
BEDNIGHTS

	Breakdown by accommodation type											
	TOTAL				Hotels				Apartments			
	Abroad	Mainland	Canary Islands	Total	Abroad	Mainland	Canary Islands	Total	Abroad	Mainland	Canary Islands	Total
Jan - Sep 23	10,094,987	517,678	515,344	11,128,009	9,086,236	444,120	401,218	9,931,574	1,008,751	73,558	114,126	1,196,435
Jan - Sep 24	10,746,205	635,876	552,942	11,935,023	9,491,700	530,580	437,215	10,459,495	1,254,505	105,296	115,727	1,475,528
Change	651,218	118,198	37,598	807,014	405,464	86,460	35,997	527,921	245,754	31,738	1,601	279,093
Change, %	6.5%	22.8%	7.3%	7.3%	4.5%	19.5%	9.0%	5.3%	24.4%	43.1%	1.4%	23.3%

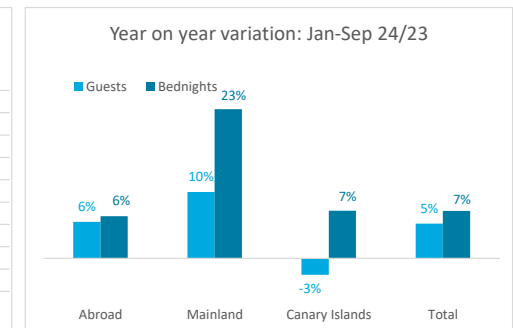
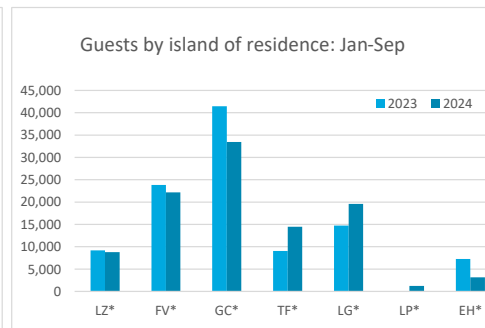
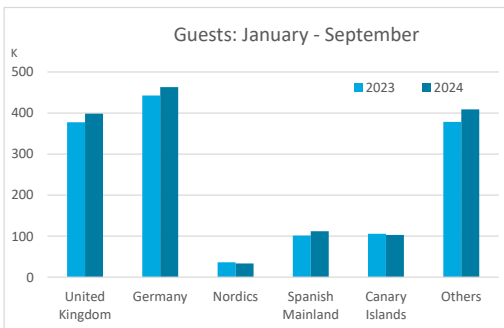


LENGHT OF STAY

	Breakdown by accommodation type											
	TOTAL				Hotels				Apartments			
	Abroad	Mainland	Canary Islands	Total	Abroad	Mainland	Canary Islands	Total	Abroad	Mainland	Canary Islands	Total
Jan - Sep 23	8.2	5.1	4.9	7.7	8.0	5.1	4.8	7.6	9.8	5.0	5.0	8.6
Jan - Sep 24	8.2	5.7	5.4	7.9	8.1	5.6	5.5	7.8	9.5	6.1	5.0	8.5
Change	0.1	0.6	0.5	0.1	0.1	0.5	0.7	0.1	-0.4	1.1	-0.1	0.0



GUESTS AND BEDNIGHTS BY PLACE OF RESIDENCE



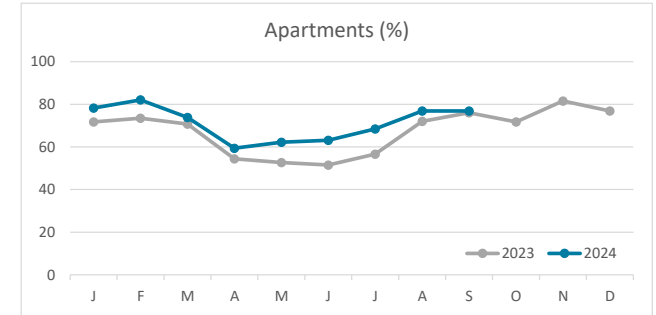
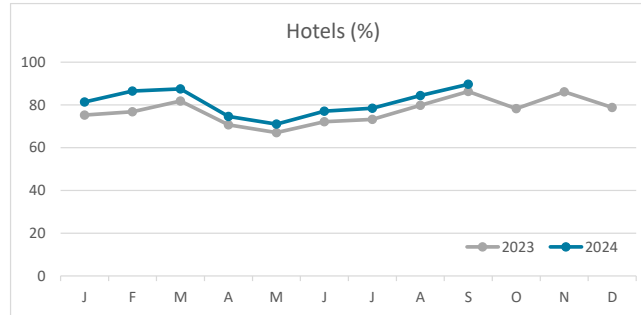
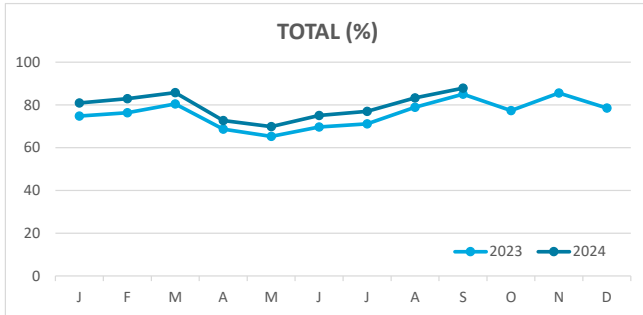
Note: LZ* (Lanzarote), FV* (Fuerteventura), GC* (Gran Canaria), TF* (Tenerife), LG* (La Gomera), LP* (La Palma) and EH* (El Hierro).

Main tourist accommodation indicators

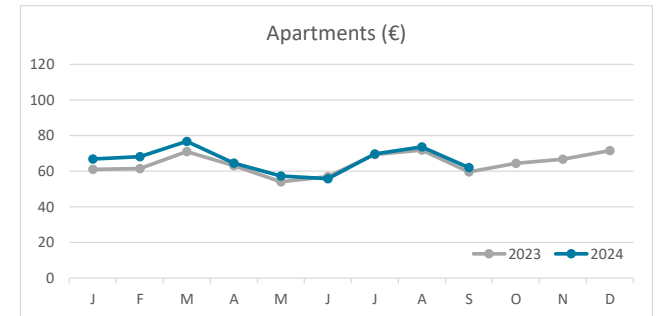
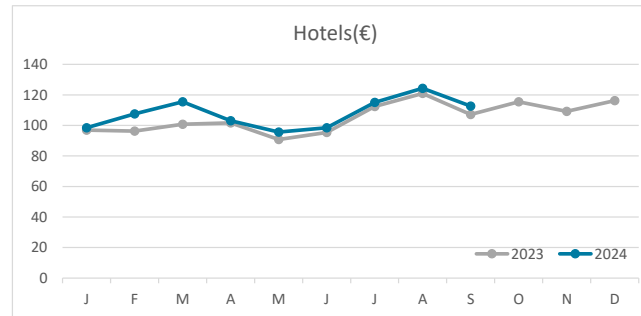
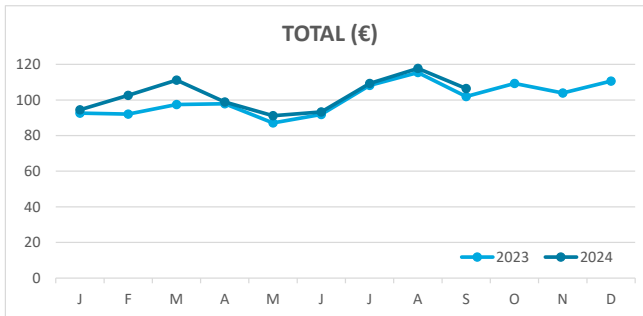
FUERTEVENTURA (January - September 2024)



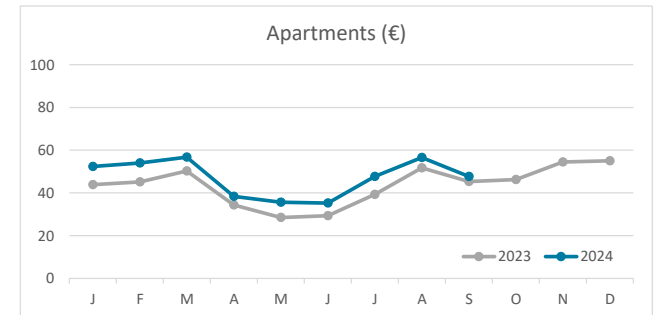
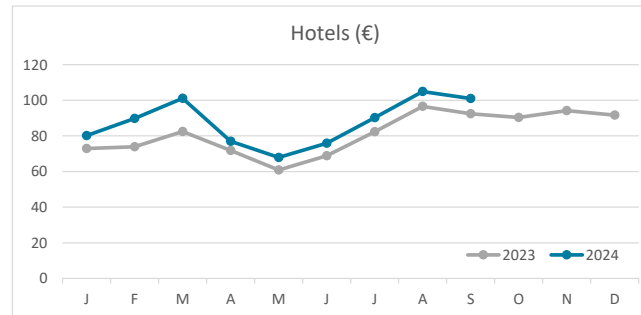
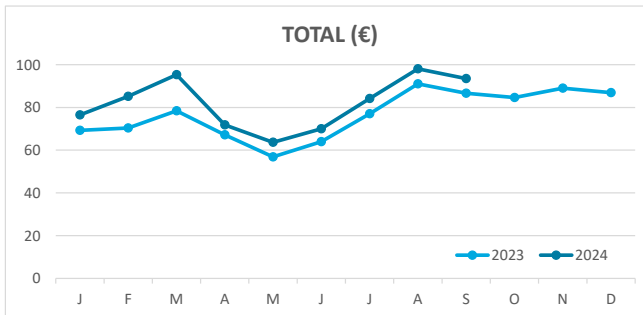
OCCUPANCY RATE PER ROOM / APARTMENT



ADR (Average Daily Rate)



REVPAR (Revenue Per Available Room)



Note: "Guests indicator" refers to number of guests checking in as new arrivals.
 Source: Encuestas de Alojamiento Turístico (ISTAC)