

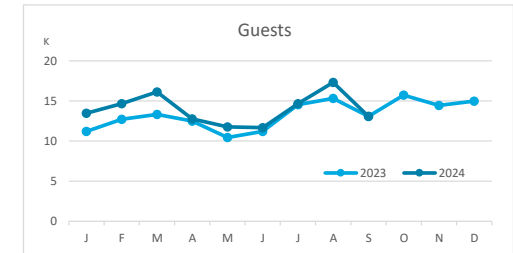
Main tourist accommodation indicators

LA PALMA (January - September 2024)



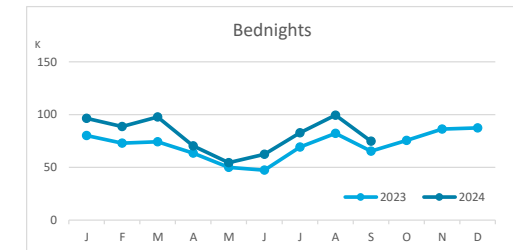
GUESTS BY ACCOMMODATION TYPE (*)

	Breakdown by accommodation type											
	TOTAL				Hotels				Apartments			
	Abroad	Mainland	Canary Islands	Total	Abroad	Mainland	Canary Islands	Total	Abroad	Mainland	Canary Islands	Total
Jan - Sep 23	49,398	35,734	29,182	114,314	36,444	30,848	16,475	83,767	12,954	4,886	12,707	30,547
Jan - Sep 24	65,258	34,531	25,703	125,492	46,962	29,877	14,306	91,145	18,296	4,654	11,397	34,347
Change	15,860	-1,203	-3,479	11,178	10,518	-971	-2,169	7,378	5,342	-232	-1,310	3,800
Change, %	32.1%	-3.4%	-11.9%	9.8%	28.9%	-3.1%	-13.2%	8.8%	41.2%	-4.7%	-10.3%	12.4%



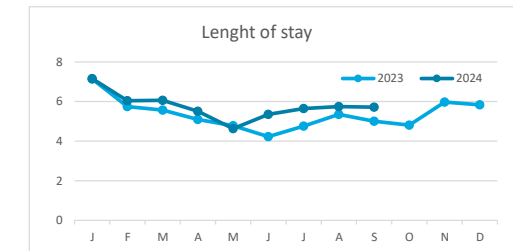
BEDNIGHTS

	Breakdown by accommodation type											
	TOTAL				Hotels				Apartments			
	Abroad	Mainland	Canary Islands	Total	Abroad	Mainland	Canary Islands	Total	Abroad	Mainland	Canary Islands	Total
Jan - Sep 23	354,962	149,289	100,580	604,831	239,270	121,011	52,342	412,623	115,692	28,278	48,238	192,208
Jan - Sep 24	497,728	149,327	80,037	727,092	318,299	123,424	38,931	480,654	179,429	25,903	41,106	246,438
Change	142,766	38	-20,543	122,261	79,029	2,413	-13,411	68,031	63,737	-2,375	-7,132	54,230
Change, %	40.2%	0.0%	-20.4%	20.2%	33.0%	2.0%	-25.6%	16.5%	55.1%	-8.4%	-14.8%	28.2%

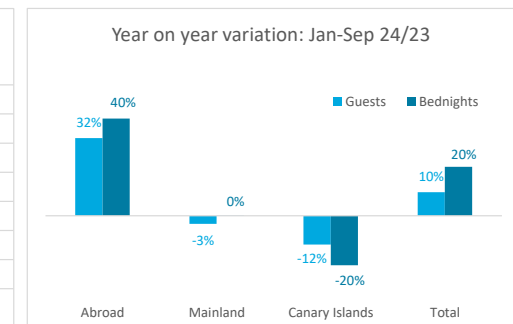
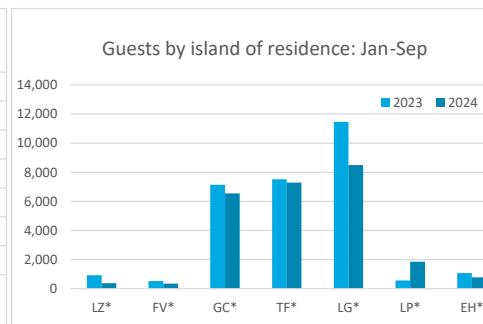
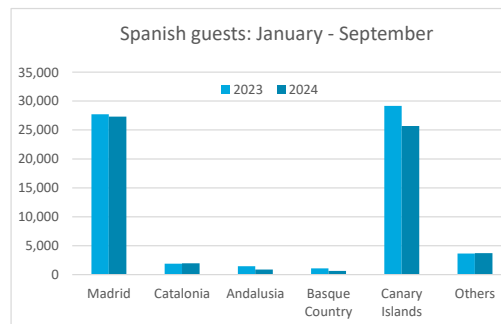
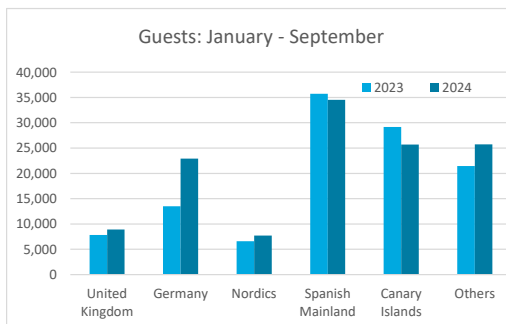


LENGHT OF STAY

	Breakdown by accommodation type											
	TOTAL				Hotels				Apartments			
	Abroad	Mainland	Canary Islands	Total	Abroad	Mainland	Canary Islands	Total	Abroad	Mainland	Canary Islands	Total
Jan - Sep 23	7.2	4.2	3.4	5.3	6.6	3.9	3.2	4.9	8.9	5.8	3.8	6.3
Jan - Sep 24	7.6	4.3	3.1	5.8	6.8	4.1	2.7	5.3	9.8	5.6	3.6	7.2
Change	0.4	0.1	-0.3	0.5	0.2	0.2	-0.5	0.3	0.9	-0.2	-0.2	0.9



GUESTS AND BEDNIGHTS BY PLACE OF RESIDENCE



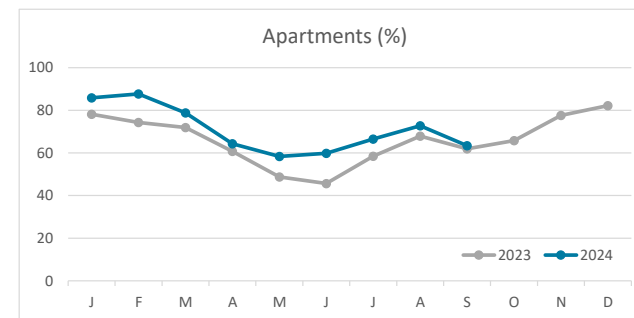
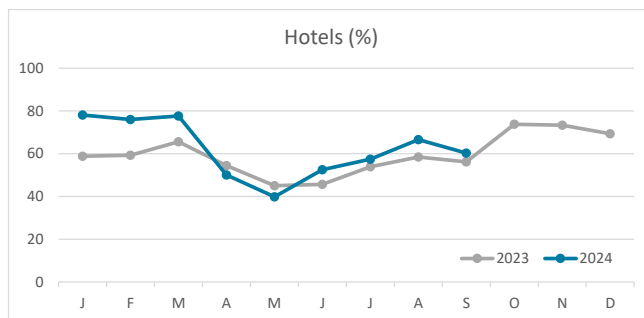
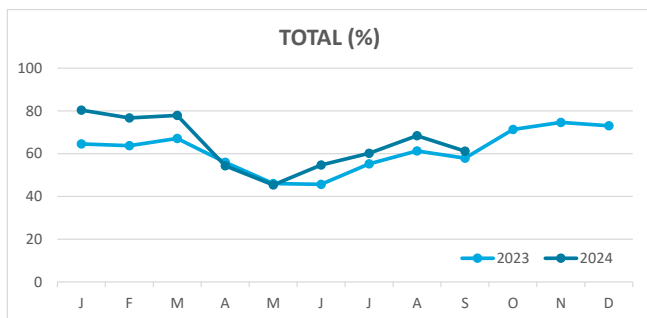
Note: LZ* (Lanzarote), FV* (Fuerteventura), GC* (Gran Canaria), TF* (Tenerife), LG* (La Gomera), LP* (La Palma) and EH* (El Hierro).

Main tourist accommodation indicators

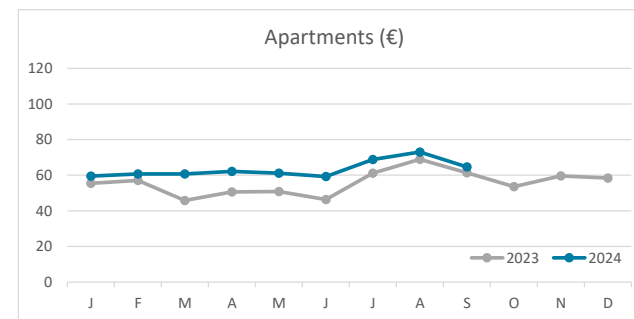
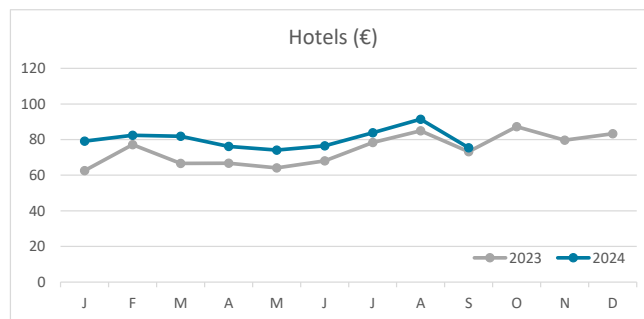
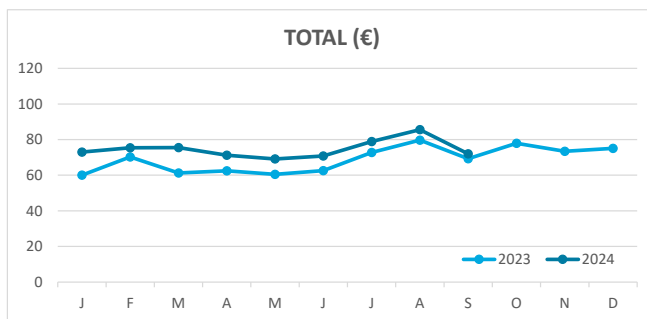
LA PALMA (January - September 2024)



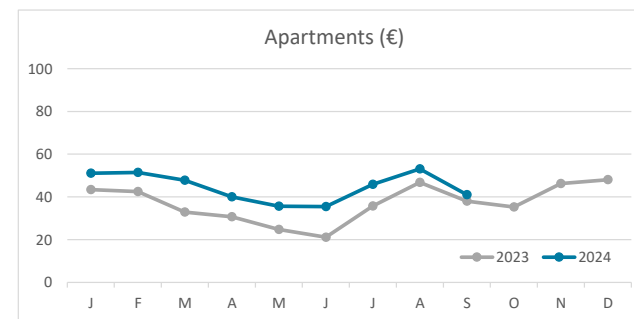
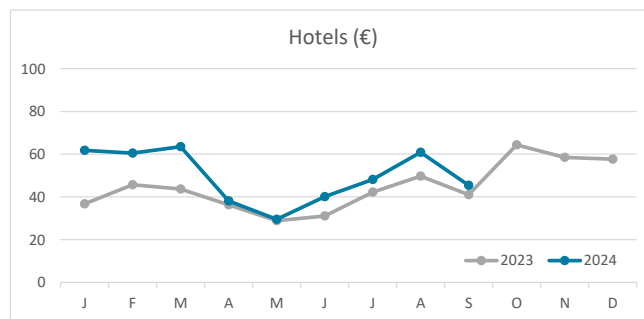
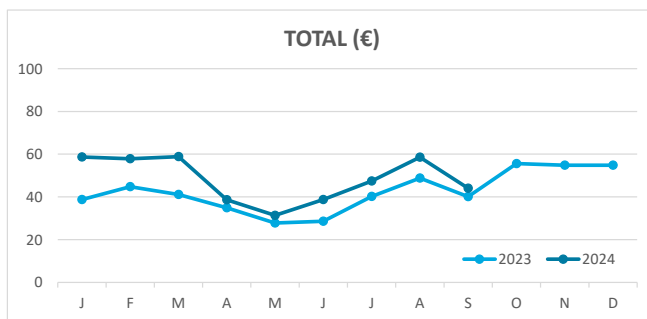
OCCUPANCY RATE PER ROOM / APARTMENT



ADR (Average Daily Rate)



REVPAR (Revenue Per Available Room)



Note: "Guests indicator" refers to number of guests checking in as new arrivals.
 Source: Encuestas de Alojamiento Turístico (ISTAC)