

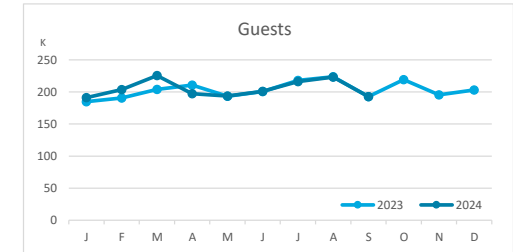
Main tourist accommodation indicators

LANZAROTE (January - September 2024)



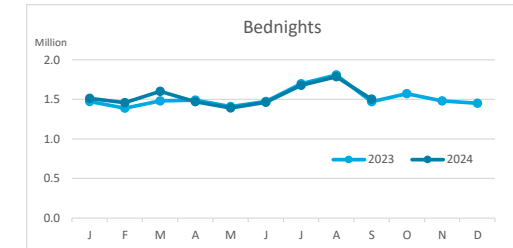
GUESTS BY ACCOMMODATION TYPE (*)

	Breakdown by accommodation type											
	TOTAL				Hotels				Apartments			
	Abroad	Mainland	Canary Islands	Total	Abroad	Mainland	Canary Islands	Total	Abroad	Mainland	Canary Islands	Total
Jan - Sep 23	1,530,699	206,699	80,645	1,818,043	1,079,046	167,968	48,573	1,295,587	451,653	38,731	32,072	522,456
Jan - Sep 24	1,596,118	172,872	74,488	1,843,478	1,124,748	142,057	51,682	1,318,487	471,370	30,815	22,806	524,991
Change	65,419	-33,827	-6,157	25,435	45,702	-25,911	3,109	22,900	19,717	-7,916	-9,266	2,535
Change, %	4.3%	-16.4%	-7.6%	1.4%	4.2%	-15.4%	6.4%	1.8%	4.4%	-20.4%	-28.9%	0.5%



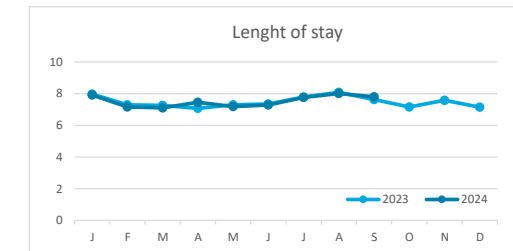
BEDNIGHTS

	Breakdown by accommodation type											
	TOTAL				Hotels				Apartments			
	Abroad	Mainland	Canary Islands	Total	Abroad	Mainland	Canary Islands	Total	Abroad	Mainland	Canary Islands	Total
Jan - Sep 23	12,215,410	1,157,565	317,078	13,690,053	8,221,935	883,478	158,708	9,264,121	3,993,475	274,087	158,370	4,425,932
Jan - Sep 24	12,598,250	986,275	277,432	13,861,957	8,569,962	761,574	164,891	9,496,427	4,028,288	224,701	112,541	4,365,530
Change	382,840	-171,290	-39,646	171,904	348,027	-121,904	6,183	232,306	34,813	-49,386	-45,829	-60,402
Change, %	3.1%	-14.8%	-12.5%	1.3%	4.2%	-13.8%	3.9%	2.5%	0.9%	-18.0%	-28.9%	-1.4%

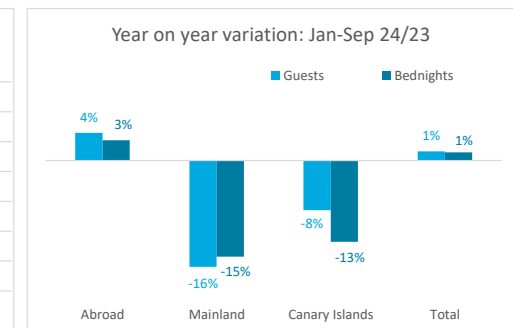
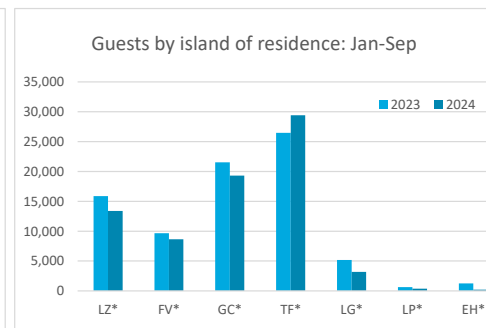
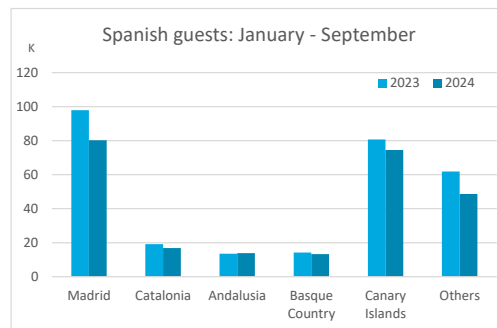
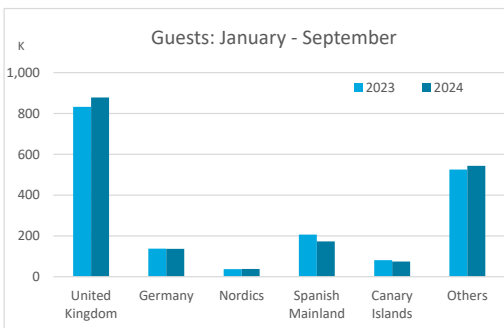


LENGHT OF STAY

	Breakdown by accommodation type											
	TOTAL				Hotels				Apartments			
	Abroad	Mainland	Canary Islands	Total	Abroad	Mainland	Canary Islands	Total	Abroad	Mainland	Canary Islands	Total
Jan - Sep 23	8.0	5.6	3.9	7.5	7.6	5.3	3.3	7.2	8.8	7.1	4.9	8.5
Jan - Sep 24	7.9	5.7	3.7	7.5	7.6	5.4	3.2	7.2	8.5	7.3	4.9	8.3
Change	-0.1	0.1	-0.2	0.0	0.0	0.1	-0.1	0.1	-0.3	0.2	0.0	-0.2



GUESTS AND BEDNIGHTS BY PLACE OF RESIDENCE



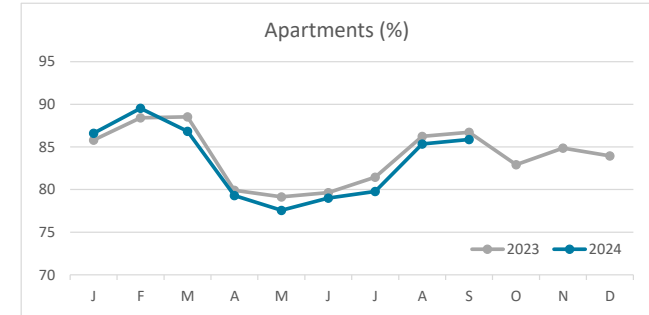
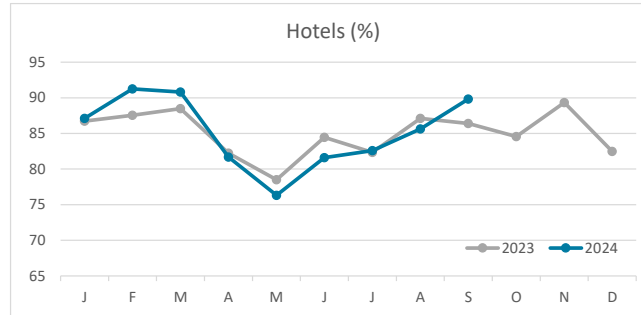
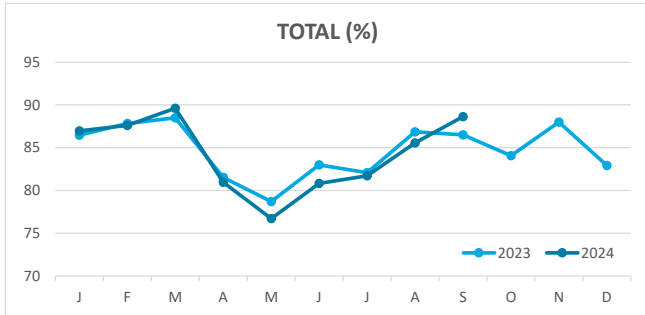
Note: LZ* (Lanzarote), FV* (Fuerteventura), GC* (Gran Canaria), TF* (Tenerife), LG* (La Gomera), LP* (La Palma) and EH* (El Hierro).

Main tourist accommodation indicators

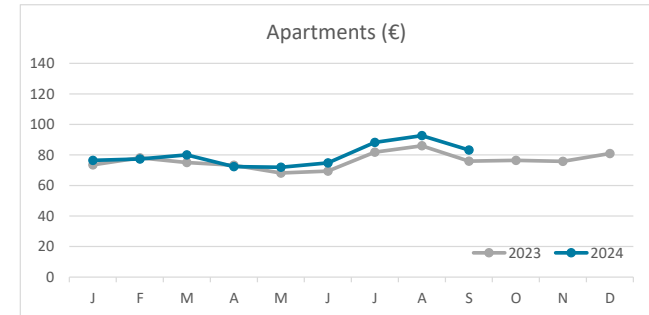
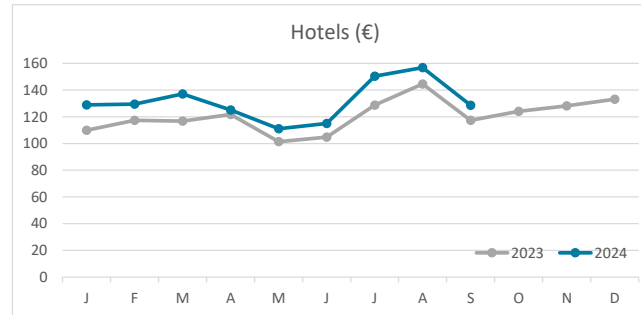
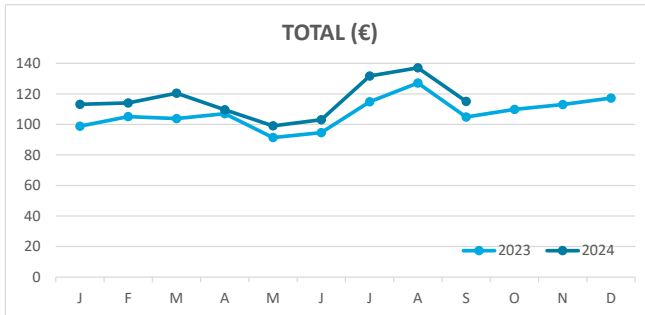
LANZAROTE (January - September 2024)



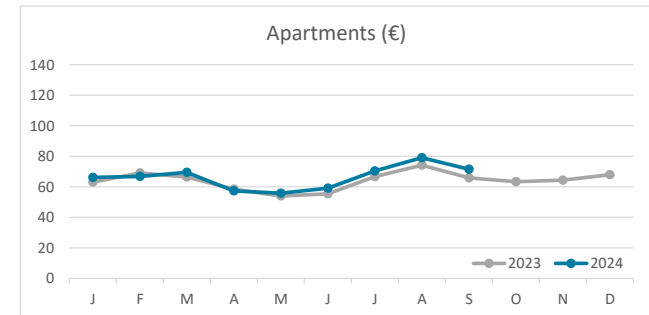
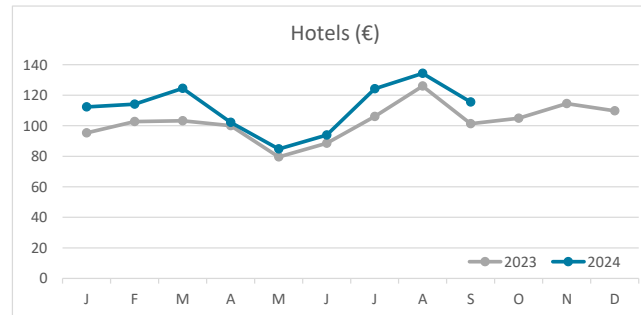
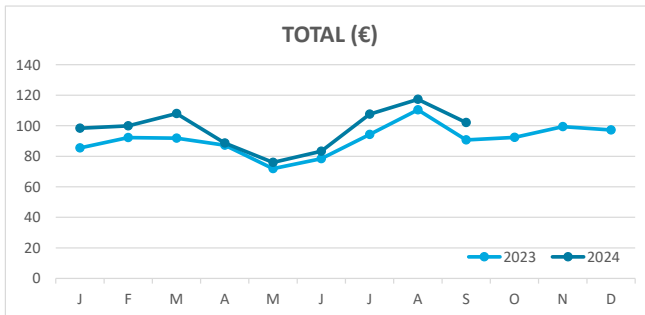
OCCUPANCY RATE PER ROOM / APARTMENT



ADR (Average Daily Rate)



REVPAR (Revenue Per Available Room)



Note: "Guests indicator" refers to number of guests checking in as new arrivals.
 Source: Encuestas de Alojamiento Turístico (ISTAC)