

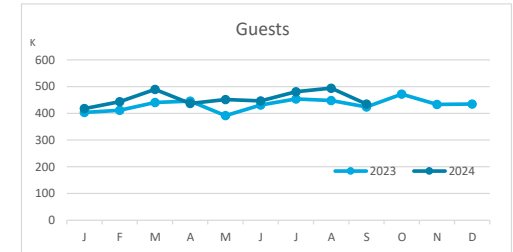
# Main tourist accommodation indicators

## TENERIFE (January - September 2024)



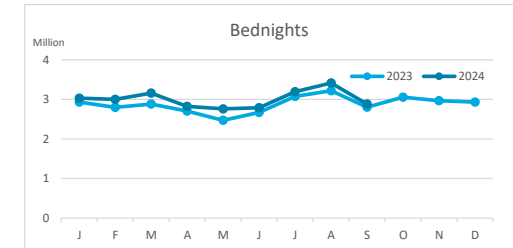
### GUESTS BY ACCOMMODATION TYPE (\*)

	Breakdown by accommodation type											
	TOTAL				Hotels				Apartments			
	Abroad	Mainland	Canary Islands	Total	Abroad	Mainland	Canary Islands	Total	Abroad	Mainland	Canary Islands	Total
Jan - Sep 23	3,018,327	482,014	348,792	<b>3,849,133</b>	2,334,280	424,194	273,504	<b>3,031,978</b>	684,047	57,820	75,288	<b>817,155</b>
Jan - Sep 24	3,260,714	496,711	338,193	<b>4,095,618</b>	2,503,282	425,103	269,639	<b>3,198,024</b>	757,432	71,608	68,554	<b>897,594</b>
Change	242,387	14,697	-10,599	<b>246,485</b>	169,002	909	-3,865	<b>166,046</b>	73,385	13,788	-6,734	<b>80,439</b>
Change, %	8.0%	3.0%	-3.0%	<b>6.4%</b>	7.2%	0.2%	-1.4%	<b>5.5%</b>	10.7%	23.8%	-8.9%	<b>9.8%</b>



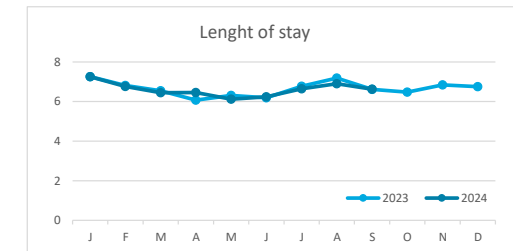
### BEDNIGHTS

	Breakdown by accommodation type											
	TOTAL				Hotels				Apartments			
	Abroad	Mainland	Canary Islands	Total	Abroad	Mainland	Canary Islands	Total	Abroad	Mainland	Canary Islands	Total
Jan - Sep 23	22,132,783	2,358,784	1,065,182	<b>25,556,749</b>	16,630,858	2,062,200	784,690	<b>19,477,748</b>	5,501,925	296,584	280,492	<b>6,079,001</b>
Jan - Sep 24	23,675,428	2,294,416	1,074,979	<b>27,044,823</b>	17,652,862	1,934,722	788,824	<b>20,376,408</b>	6,022,566	359,694	286,155	<b>6,668,415</b>
Change	1,542,645	-64,368	9,797	<b>1,488,074</b>	1,022,004	-127,478	4,134	<b>898,660</b>	520,641	63,110	5,663	<b>589,414</b>
Change, %	7.0%	-2.7%	0.9%	<b>5.8%</b>	6.1%	-6.2%	0.5%	<b>4.6%</b>	9.5%	21.3%	2.0%	<b>9.7%</b>

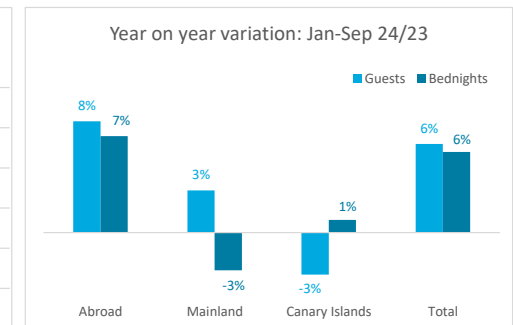
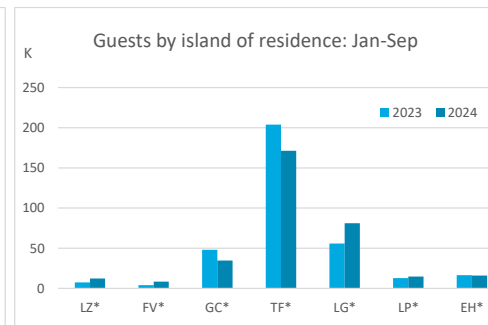
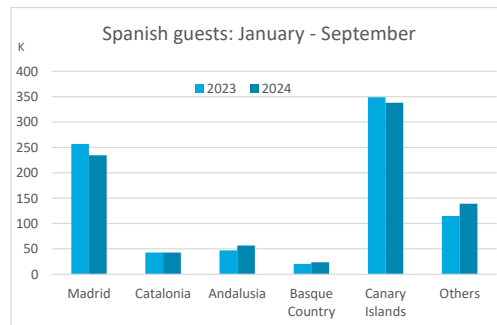
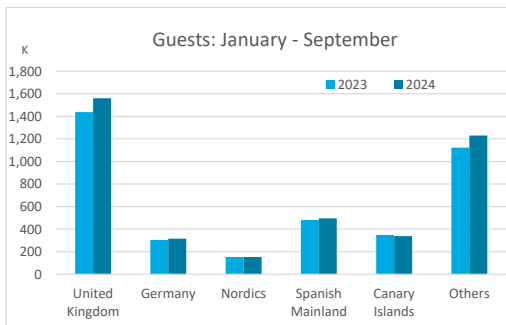


### LENGHT OF STAY

	Breakdown by accommodation type											
	TOTAL				Hotels				Apartments			
	Abroad	Mainland	Canary Islands	Total	Abroad	Mainland	Canary Islands	Total	Abroad	Mainland	Canary Islands	Total
Jan - Sep 23	7.3	4.9	3.1	<b>6.6</b>	7.1	4.9	2.9	<b>6.4</b>	8.0	5.1	3.7	<b>7.4</b>
Jan - Sep 24	7.3	4.6	3.2	<b>6.6</b>	7.1	4.6	2.9	<b>6.4</b>	8.0	5.0	4.2	<b>7.4</b>
Change	-0.1	-0.3	0.1	<b>0.0</b>	-0.1	-0.3	0.1	<b>-0.1</b>	-0.1	-0.1	0.4	<b>0.0</b>



### GUESTS AND BEDNIGHTS BY PLACE OF RESIDENCE



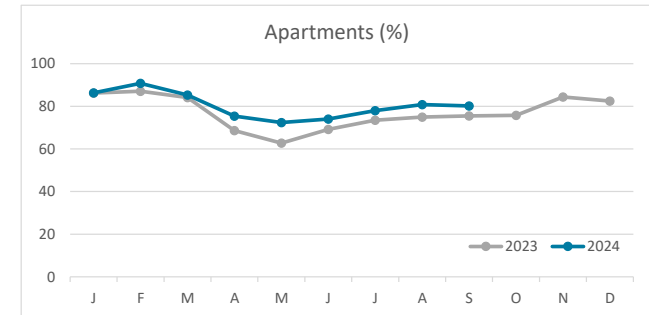
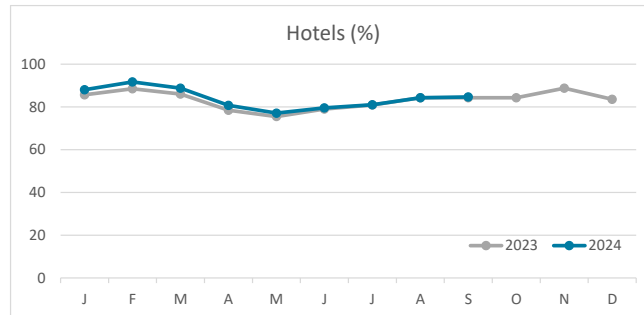
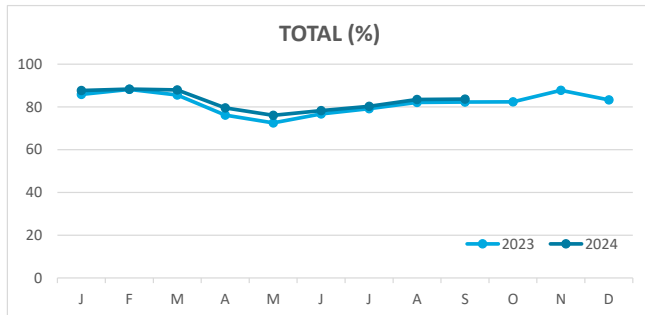
Note: LZ\* (Lanzarote), FV\* (Fuerteventura), GC\* (Gran Canaria), TF\* (Tenerife), LG\* (La Gomera), LP\* (La Palma) and EH\* (El Hierro).

# Main tourist accommodation indicators

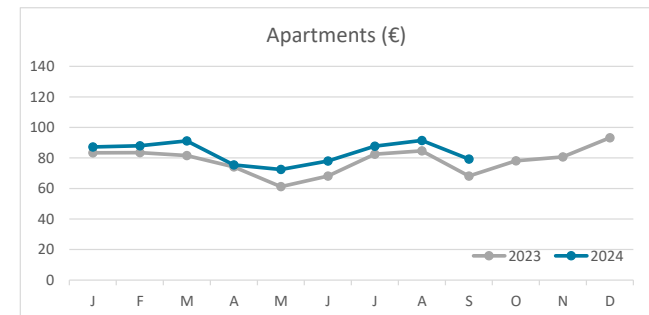
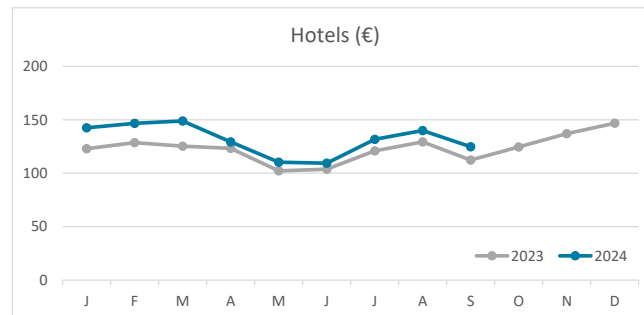
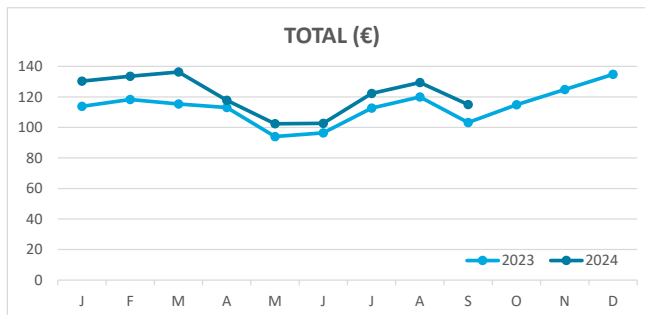
## TENERIFE (January - September 2024)



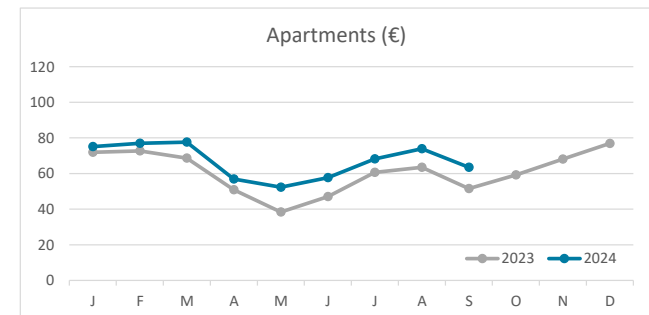
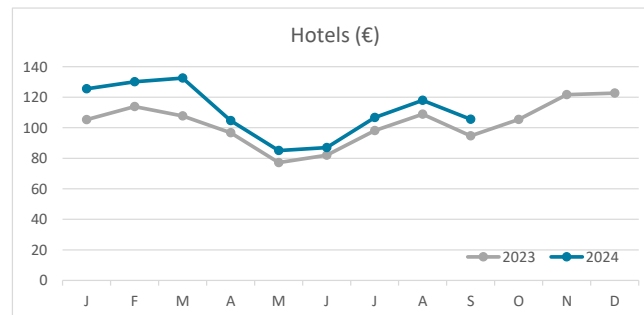
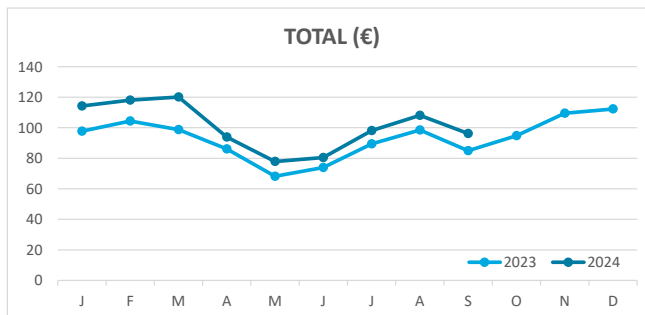
### OCCUPANCY RATE PER ROOM / APARTMENT



### ADR (Average Daily Rate)



### REVPAR (Revenue Per Available Room)



Note: "Guests indicator" refers to number of guests checking in as new arrivals.  
Source: Encuestas de Alojamiento Turístico (ISTAC)