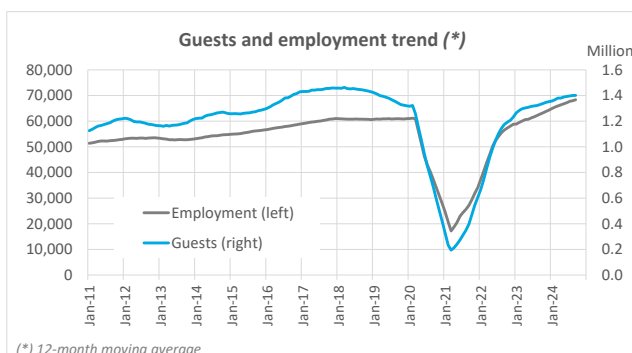
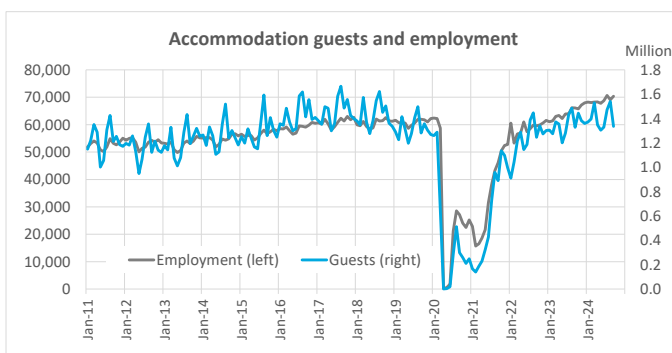


Employment in tourist accommodation September 2024



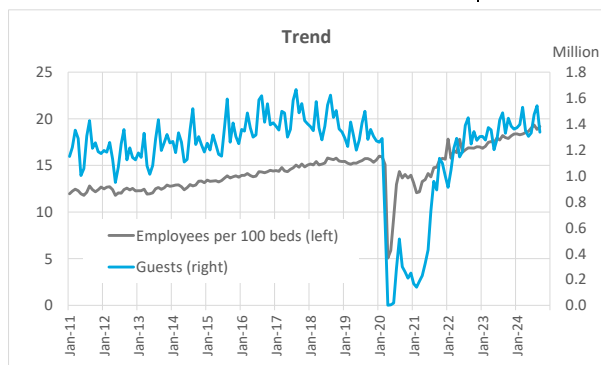
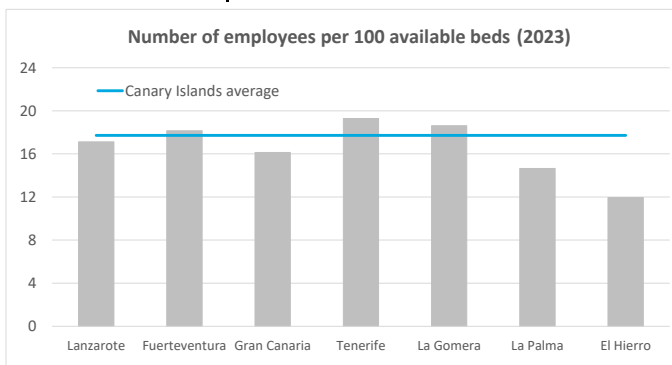
Employment

	Lanzarote	Fuerteventura	Gran Canaria	Tenerife	La Gomera	La Palma	El Hierro	Canary Islands
2018	9,892	9,146	16,918	22,583	886	1,098	77	60,600
2019	9,778	9,219	17,006	22,870	881	1,114	80	60,949
2020	4,444	4,213	7,223	11,038	459	447	51	27,875
2021	5,276	5,593	9,265	12,914	529	510	72	34,160
2022	9,724	9,584	15,519	21,887	618	663	96	58,091
2023	11,018	10,824	16,809	24,204	664	723	91	64,334
September 2023	11,146	11,288	17,396	24,755	654	764	93	66,096
September 2024	12,474	11,209	18,286	26,977	471	838	106	70,361
Change	1,328	-79	890	2,222	-183	74	13	4,265
Change (%)	11.9%	-0.7%	5.1%	9.0%	-28.0%	9.7%	14.0%	6.5%



Indicator of number of employees per 100 available beds

	Lanzarote	Fuerteventura	Gran Canaria	Tenerife	La Gomera	La Palma	El Hierro	Canary Islands
2018	14.7	15.7	13.7	17.2	17.6	15.2	10.3	15.4
2019	14.7	15.3	13.8	17.3	17.5	14.8	10.7	15.4
2020	13.5	14.2	13.2	16.6	16.7	14.3	12.9	14.7
2021	12.8	14.5	13.9	15.7	16.7	12.8	12.4	14.4
2022	15.7	16.6	16.0	17.7	18.9	13.4	13.4	16.6
2023	17.1	18.1	16.1	19.3	18.6	14.7	11.9	17.7
September 2023	17.2	18.9	16.3	19.5	18.2	14.9	11.9	18.0
September 2024	19.3	18.8	17.3	21.2	15.3	16.1	13.3	19.2
Change	2.1	-0.1	0.9	1.7	-3.0	1.3	1.3	1.2

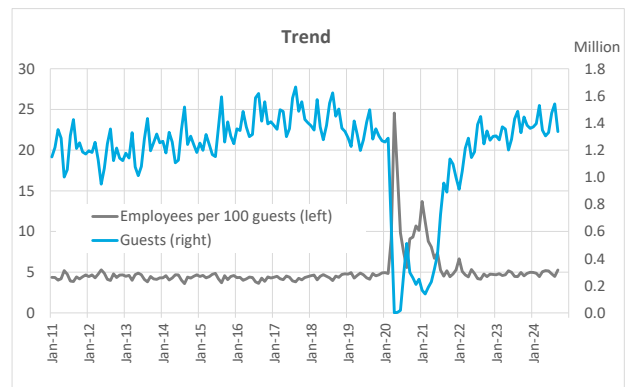
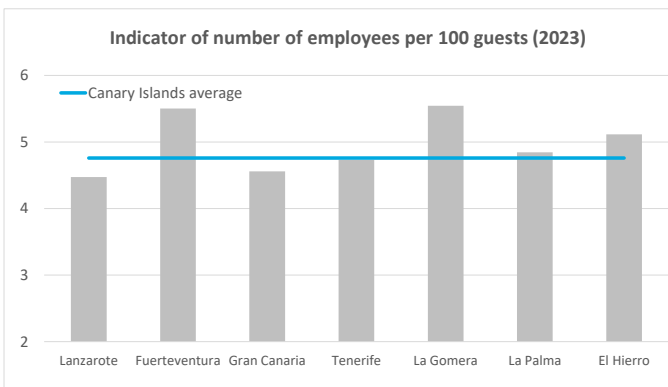


Employment in tourist accommodation September 2024



Indicator of number of employees per 100 accommodation guests

	Lanzarote	Fuerteventura	Gran Canaria	Tenerife	La Gomera	La Palma	El Hierro	Canary Islands
2018	4.1	4.7	4.3	4.6	5.2	4.7	4.9	4.5
2019	4.1	5.1	4.4	4.8	5.4	5.0	4.2	4.6
2020	6.7	7.4	5.8	7.1	6.8	6.1	8.8	6.6
2021	5.6	5.8	5.3	5.8	6.1	5.6	6.1	5.6
2022	4.3	5.2	4.7	4.7	5.5	4.4	5.7	4.7
2023	4.5	5.5	4.6	4.7	5.5	4.8	5.1	4.8
September 2023	4.7	5.6	4.9	5.0	5.2	5.2	4.6	5.0
September 2024	5.3	5.5	5.2	5.2	5.1	5.5	4.0	5.3
Change	0.63	-0.08	0.35	0.25	-0.12	0.36	-0.60	0.29



Indicator of number of employees per €120,000 annual income in tourist accommodation

	Lanzarote	Fuerteventura	Gran Canaria	Tenerife	La Gomera	La Palma	El Hierro	Canary Islands
2018	1.8	1.8	1.7	1.9	2.9	3.5	3.3	1.8
2019	1.8	2.0	1.7	1.9	3.0	3.1	3.5	1.9
2020	2.8	2.8	2.2	2.8	3.7	3.6	3.9	2.6
2021	2.2	2.1	1.9	2.4	3.4	3.6	3.2	2.2
2022	1.6	1.9	1.5	1.7	2.4	2.5	3.3	1.7
2023	1.5	1.8	1.4	1.6	2.3	2.6	3.5	1.6
September 2023	1.6	1.7	1.6	1.8	2.8	2.9	2.6	1.7
September 2024	1.5	1.5	1.5	1.7	2.7	2.8	3.0	1.6
Change	-0.02	-0.12	-0.10	-0.07	-0.14	-0.04	0.37	-0.08

