

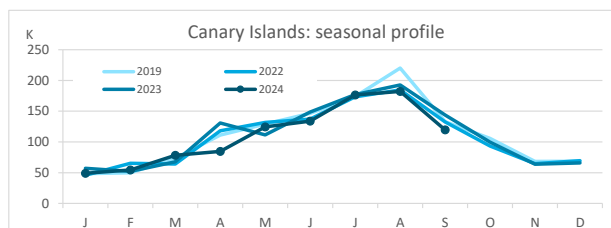
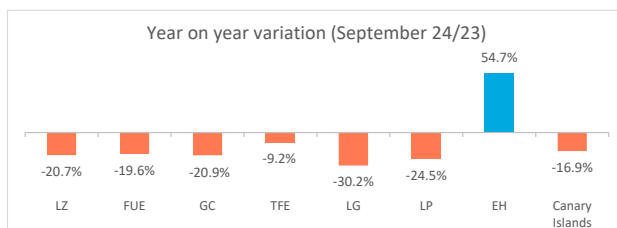
Domestic tourism

September 2024



Canary Islands residents staying in tourist accommodation by island of stay

	Lanzarote	Fuerteventura	Gran Canaria	Tenerife	La Gomera	La Palma	El Hierro	Canary Islands
September 2023	10,539	14,990	61,128	45,679	6,316	3,981	1,224	143,857
September 2024	8,356	12,053	48,325	41,466	4,411	3,007	1,894	119,512
% residents in the island	12.4%	10.0%	57.7%	44.0%	1.2%	26.8%	1.2%	100%
Change, 24-23	-2,183	-2,937	-12,803	-4,213	-1,905	-974	670	-24,345
Change, % 24-23	-20.7%	-19.6%	-20.9%	-9.2%	-30.2%	-24.5%	54.7%	-16.9%



Canary Islands residents staying in tourist accommodation by island of residence and island of stay

		ISLAND OF STAY								
		Lanzarote	Fuerteventura	Gran Canaria	Tenerife	La Gomera	La Palma	El Hierro		CANARY ISLANDS
ISLAND OF RESIDENCE	Lanzarote	1,034	717	6,491	1,645	20	62	50		10,019
	Fuerteventura	1,753	1,202	2,793	642	0	31	122		6,543
	Gran Canaria	2,315	5,189	27,879	4,304	535	689	410		41,321
	Tenerife	2,857	1,530	8,057	18,239	3,347	845	1,002		35,877
	La Gomera	0	0	125	1,571	55	481	156		2,388
	La Palma	365	3,326	2,574	13,537	85	806	131		20,824
	El Hierro	32	89	406	1,528	369	93	23		2,540
	CANARY ISLANDS	8,356	12,053	48,325	41,466	4,411	3,007	1,894		119,512

Year on year variation: September 2024/2023

		ISLAND OF STAY								
		Lanzarote	Fuerteventura	Gran Canaria	Tenerife	La Gomera	La Palma	El Hierro		CANARY ISLANDS
ISLAND OF RESIDENCE	Lanzarote	-43.4%	-50.8%	-16.9%	163.6%	185.7%	-46.1%	25.0%		-15.7%
	Fuerteventura	83.6%	-80.4%	-7.4%	-19.5%	-100.0%	19.2%	916.7%		-40.2%
	Gran Canaria	-12.1%	-8.8%	-28.7%	-23.1%	-35.8%	-31.1%	25.8%		-25.1%
	Tenerife	-30.0%	32.2%	-12.9%	-40.6%	-37.2%	12.1%	29.3%		-31.1%
	La Gomera	-100.0%	-100.0%	-31.3%	8.1%	-47.6%	181.3%	1100.0%		20.2%
	La Palma	-44.0%	525.2%	94.6%	144.6%	183.3%	-56.7%	138.2%		108.5%
	El Hierro	-90.4%	493.3%	-5.4%	55.3%	18350.0%	75.5%	666.7%		39.6%
	CANARY ISLANDS	-20.7%	-19.6%	-20.9%	-9.2%	-30.2%	-24.5%	54.7%		-16.9%

Canary Islands residents travelling to other islands (residents of each island are excluded)

	Lanzarote	Fuerteventura	Gran Canaria	Tenerife	La Gomera	La Palma	El Hierro	Canary Islands
Outbound tourism	8,985	5,341	13,442	17,638	2,333	20,018	2,517	70,274
Year on year variation (%)	-10.7%	10.9%	-16.4%	-17.4%	24.0%	146.3%	38.6%	9.6%
Inbound tourism	7,322	10,851	20,446	23,227	4,356	2,201	1,871	70,274
Year on year variation (%)	-16.0%	22.5%	-7.1%	55.0%	-29.9%	3.9%	53.2%	9.6%
Net balance	-1,663	5,510	7,004	5,589	2,023	-17,817	-646	0

Distribution by island of residence

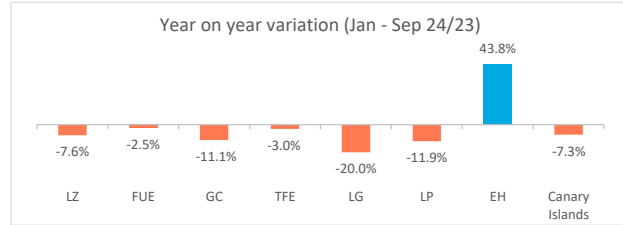
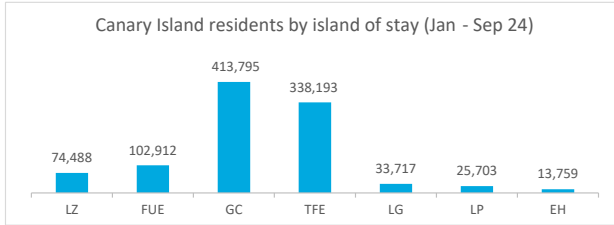
		ISLAND OF STAY								
		Lanzarote	Fuerteventura	Gran Canaria	Tenerife	La Gomera	La Palma	El Hierro		CANARY ISLANDS
ISLAND OF RESIDENCE	Lanzarote	12.4%	5.9%	13.4%	4.0%	0.5%	2.1%	2.6%		8.4%
	Fuerteventura	21.0%	10.0%	5.8%	1.5%	0.0%	1.0%	6.4%		5.5%
	Gran Canaria	27.7%	43.1%	57.7%	10.4%	12.1%	22.9%	21.6%		34.6%
	Tenerife	34.2%	12.7%	16.7%	44.0%	75.9%	28.1%	52.9%		30.0%
	La Gomera	0.0%	0.0%	0.3%	3.8%	1.2%	16.0%	8.2%		2.0%
	La Palma	4.4%	27.6%	5.3%	32.6%	1.9%	26.8%	6.9%		17.4%
	El Hierro	0.4%	0.7%	0.8%	3.7%	8.4%	3.1%	1.2%		2.1%
	CANARY ISLANDS	100%	100%	100%	100%	100%	100%	100%		100%

Distribution by island of stay

		ISLAND OF STAY								
		Lanzarote	Fuerteventura	Gran Canaria	Tenerife	La Gomera	La Palma	El Hierro		CANARY ISLANDS
ISLAND OF RESIDENCE	Lanzarote	10.3%	7.2%	64.8%	16.4%	0.2%	0.6%	0.5%		100%
	Fuerteventura	26.8%	18.4%	42.7%	9.8%	0.0%	0.5%	1.9%		100%
	Gran Canaria	5.6%	12.6%	67.5%	10.4%	1.3%	1.7%	1.0%		100%
	Tenerife	8.0%	4.3%	22.5%	50.8%	9.3%	2.4%	2.8%		100%
	La Gomera	0.0%	0.0%	5.2%	65.8%	2.3%	20.1%	6.5%		100%
	La Palma	1.8%	16.0%	12.4%	65.0%	0.4%	3.9%	0.6%		100%
	El Hierro	1.3%	3.5%	16.0%	60.2%	14.5%	3.7%	0.9%		100%
	CANARY ISLANDS	7.0%	10.1%	40.4%	34.7%	3.7%	2.5%	1.6%		100%

Canary Islands residents staying in tourist accommodation by island of stay

	Lanzarote	Fuerteventura	Gran Canaria	Tenerife	La Gomera	La Palma	El Hierro	Canary Islands
Jan-Sep 2023	80,645	105,577	465,542	348,792	42,128	29,182	9,568	1,081,434
Jan-Sep 2024	74,488	102,912	413,795	338,193	33,717	25,703	13,759	1,002,567
% tourist of the island	18.0%	21.5%	55.2%	50.7%	4.5%	33.0%	2.1%	100%
Change, 24-23	-6,157	-2,665	-51,747	-10,599	-8,411	-3,479	4,191	-78,867
Change, % 24-23	-7.6%	-2.5%	-11.1%	-3.0%	-20.0%	-11.9%	43.8%	-7.3%



Canary Islands residents staying in tourist accommodation by island of residence and island of stay

ISLAND OF RESIDENCE	ISLAND OF STAY								CANARY ISLANDS
	Lanzarote	Fuerteventura	Gran Canaria	Tenerife	La Gomera	La Palma	El Hierro		
Lanzarote	13,379	8,785	63,176	12,200	125	383	447	98,495	
Fuerteventura	8,640	22,160	29,614	8,322	94	350	752	69,932	
Gran Canaria	19,298	33,456	228,317	34,738	3,426	6,546	2,809	328,590	
Tenerife	29,429	14,490	59,509	171,325	25,409	7,291	7,919	315,372	
La Gomera	363	1,250	1,779	14,756	1,518	1,859	961	22,486	
La Palma	3,175	19,598	26,693	81,013	815	8,491	586	140,371	
El Hierro	204	3,173	4,707	15,839	2,330	783	285	27,321	
CANARY ISLANDS	74,488	102,912	413,795	338,193	33,717	25,703	13,759	1,002,567	

Year on year variation: January - September 2024/2023

ISLAND OF RESIDENCE	ISLAND OF STAY								CANARY ISLANDS
	Lanzarote	Fuerteventura	Gran Canaria	Tenerife	La Gomera	La Palma	El Hierro		
Lanzarote	-15.8%	-4.3%	20.4%	61.4%	60.3%	-58.5%	23.1%	13.9%	
Fuerteventura	-10.7%	-7.0%	-1.1%	110.9%	62.1%	-32.4%	516.4%	2.7%	
Gran Canaria	-10.3%	-19.3%	-23.5%	-27.9%	-36.3%	-8.2%	21.9%	-22.6%	
Tenerife	11.1%	60.0%	-2.2%	-16.0%	-27.4%	-3.0%	69.1%	-9.3%	
La Gomera	-44.0%	3105.1%	-74.1%	15.6%	45.5%	229.0%	57.3%	-0.3%	
La Palma	-38.7%	32.9%	82.7%	44.8%	52.6%	-25.9%	-55.7%	35.3%	
El Hierro	-83.7%	-56.4%	97.4%	-3.7%	5195.5%	-26.8%	75.9%	-4.6%	
CANARY ISLANDS	-7.6%	-2.5%	-11.1%	-3.0%	-20.0%	-11.9%	43.8%	-7.3%	

Canary Islands residents travelling to other islands (residents of each island are excluded)

	Lanzarote	Fuerteventura	Gran Canaria	Tenerife	La Gomera	La Palma	El Hierro	Canary Islands
Outbound tourism	85,116	47,772	100,273	144,047	20,968	131,880	27,036	557,092
Year on year variation (%)	20.6%	7.9%	-20.4%	0.3%	-2.5%	42.9%	-5.1%	5.8%
Inbound tourism	61,109	80,752	185,478	166,868	32,199	17,212	13,474	557,092
Year on year variation (%)	-5.6%	-1.2%	11.0%	15.2%	-21.6%	-2.9%	43.2%	5.8%
Net balance	-24,007	32,980	85,205	22,821	11,231	-114,668	-13,562	0

Distribution by island of residence

ISLAND OF RESIDENCE	ISLAND OF STAY								CANARY ISLANDS
	Lanzarote	Fuerteventura	Gran Canaria	Tenerife	La Gomera	La Palma	El Hierro		
Lanzarote	18.0%	8.5%	15.3%	3.6%	0.4%	1.5%	3.2%	9.8%	
Fuerteventura	11.6%	21.5%	7.2%	2.5%	0.3%	1.4%	5.5%	7.0%	
Gran Canaria	25.9%	32.5%	55.2%	10.3%	10.2%	25.5%	20.4%	32.8%	
Tenerife	39.5%	14.1%	14.4%	50.7%	75.4%	28.4%	57.6%	31.5%	
La Gomera	0.5%	1.2%	0.4%	4.4%	4.5%	7.2%	7.0%	2.2%	
La Palma	4.3%	19.0%	6.5%	24.0%	2.4%	33.0%	4.3%	14.0%	
El Hierro	0.3%	3.1%	1.1%	4.7%	6.9%	3.0%	2.1%	2.7%	
CANARY ISLANDS	100%	100%	100%	100%	100%	100%	100%	100%	

Distribution by island of stay

ISLAND OF RESIDENCE	ISLAND OF STAY								CANARY ISLANDS
	Lanzarote	Fuerteventura	Gran Canaria	Tenerife	La Gomera	La Palma	El Hierro		
Lanzarote	13.6%	8.9%	64.1%	12.4%	0.1%	0.4%	0.5%	100%	
Fuerteventura	12.4%	31.7%	42.3%	11.9%	0.1%	0.5%	1.1%	100%	
Gran Canaria	5.9%	10.2%	69.5%	10.6%	1.0%	2.0%	0.9%	100%	
Tenerife	9.3%	4.6%	18.9%	54.3%	8.1%	2.3%	2.5%	100%	
La Gomera	1.6%	5.6%	7.9%	65.6%	6.8%	8.3%	4.3%	100%	
La Palma	2.3%	14.0%	19.0%	57.7%	0.6%	6.0%	0.4%	100%	
El Hierro	0.7%	11.6%	17.2%	58.0%	8.5%	2.9%	1.0%	100%	
CANARY ISLANDS	7.4%	10.3%	41.3%	33.7%	3.4%	2.6%	1.4%	100%	