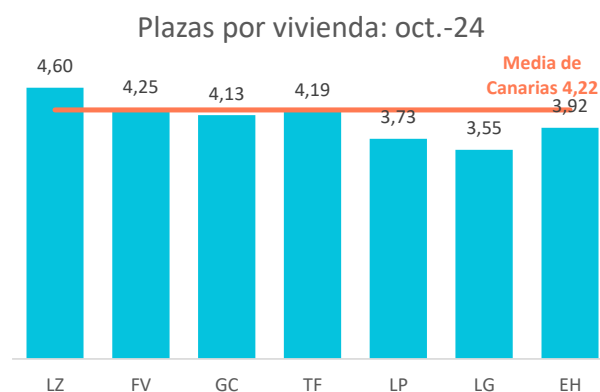
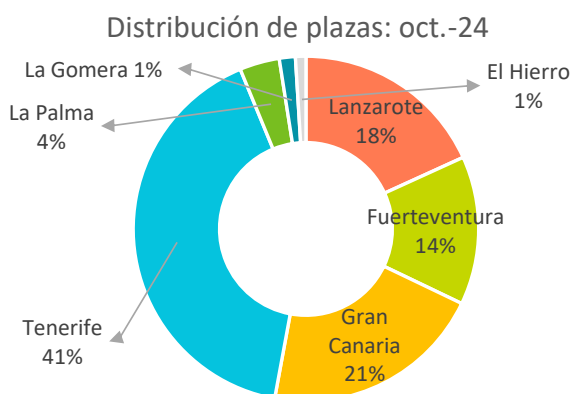


# Viviendas vacacionales comercializadas en Canarias

## Octubre 2024

### Principales indicadores relativos a viviendas vacacionales (últimos datos)

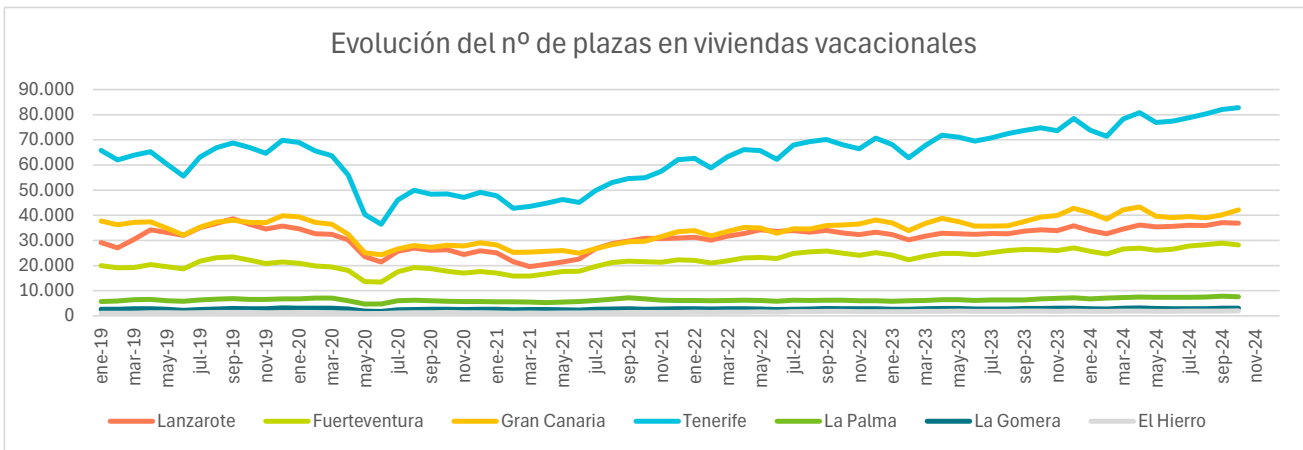
		CANARIAS	Lanzarote	Fuerteventura	Gran Canaria	Tenerife	La Palma	La Gomera	El Hierro
Viviendas vacacionales disponibles	oct.-24	<b>47.976</b>	8.016	6.629	10.187	19.754	2.021	859	505
	Dif 24/23	<b>11,99%</b>	9,72%	9,70%	9,96%	14,89%	16,48%	4,37%	7,68%
Plazas disponibles	oct.-24	<b>202.500</b>	36.846	28.170	42.109	82.783	7.545	3.046	1.980
	Dif 24/23	<b>8,85%</b>	7,81%	7,31%	7,27%	10,63%	12,53%	3,68%	6,00%
Tasa de vivienda reservada	oct.-24	<b>94,68</b>	96,1	94,34	95,13	94,45	91,24	93,25	92,87
	Dif 24/23	<b>2,5</b>	2,07	2,45	3,83	2,52	<b>-0,46</b>	<b>-0,43</b>	0,12
Tarifa media diaria	oct.-24	<b>149,81</b>	184,28	130,7	150,05	149,53	112,92	85,97	98,67
	Dif 24/23	<b>23,79%</b>	22,41%	26,75%	20,43%	24,98%	29,90%	15,97%	36,85%
Estancia media en la vivienda vacacional	oct.-24	<b>4,26</b>	4,65	4,39	4,04	4,25	4,1	3,35	3,4
	Dif 24/23	<b>0,01</b>	<b>-0,01</b>	0,03	0,07	<b>-0,02</b>	0,14	<b>-0,21</b>	<b>-0,11</b>
Ingresos totales (mill €)	oct.-24	<b>99,09</b>	23,25	12,20	19,43	40,06	2,72	0,81	0,61
	Dif 24/23	<b>48,34%</b>	45,83%	48,98%	44,02%	53,24%	48,52%	12,95%	28,33%



### Geolocalización de viviendas vacacionales registradas en el Registro General Turístico de Canarias

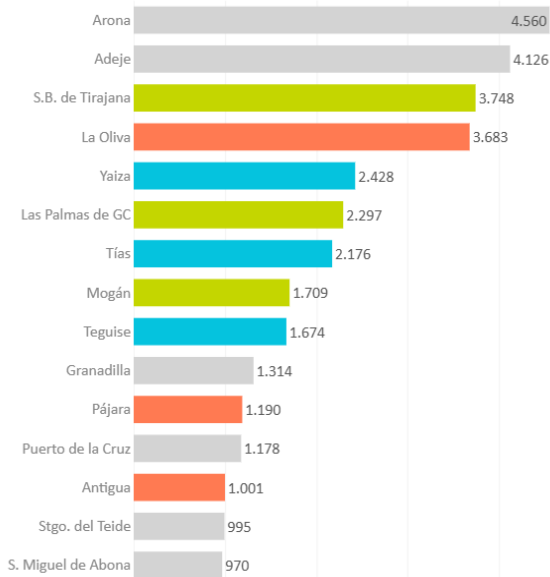


### Principales indicadores relativos a VV por islas y municipios

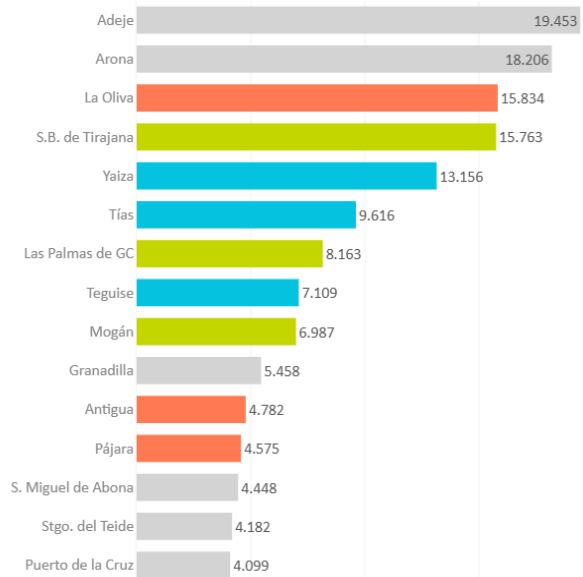


### Ranking 15 primeros municipios: oct.-24

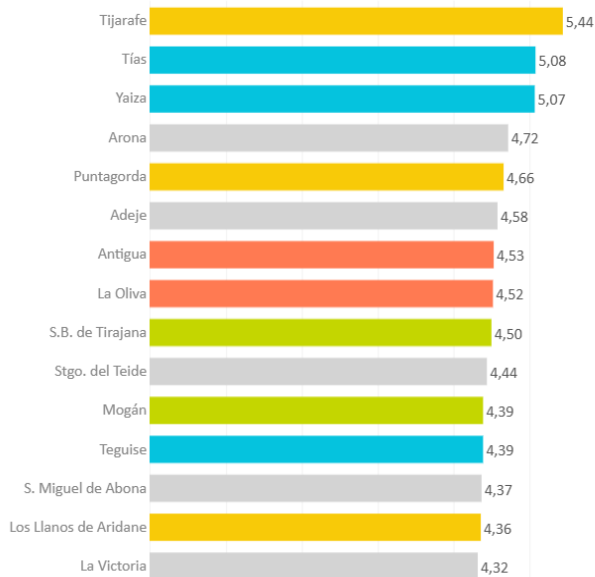
#### VV disponibles: oct.-24



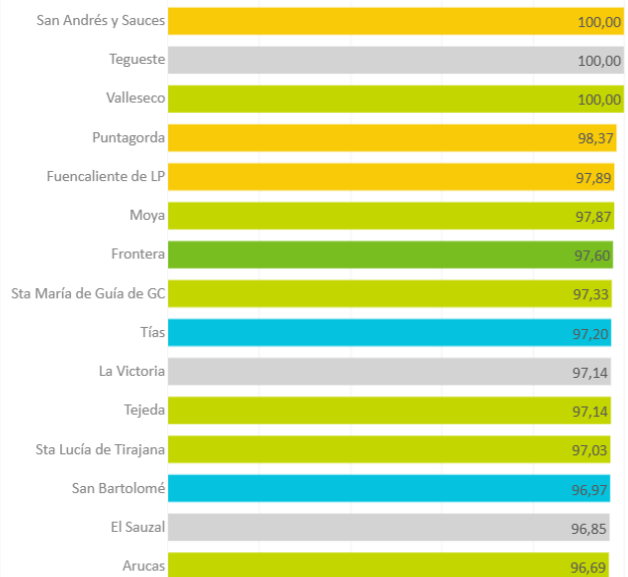
#### Plazas disponibles: oct.-24



#### Estancia media: oct.-24



#### Tasa de ocupación: oct.-24



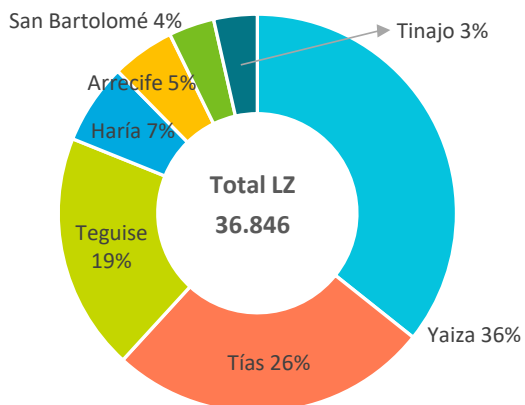
# Viviendas vacacionales comercializadas en Canarias

## Octubre 2024

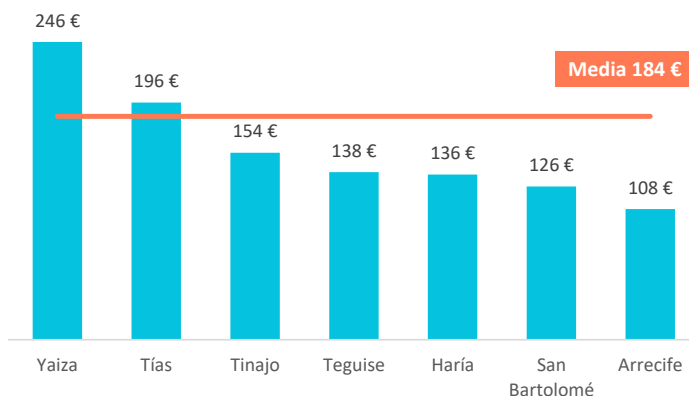


### LANZAROTE

Distribución de plazas: oct.-24

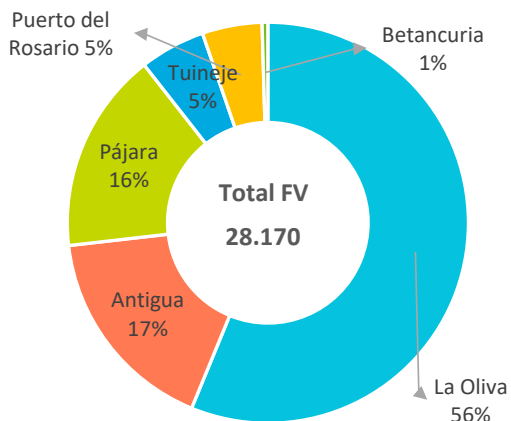


Tarifa media diaria: oct.-24

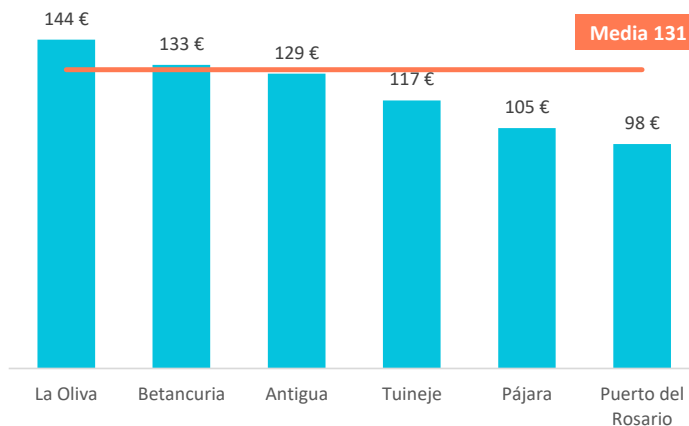


### FUERTEVENTURA

Distribución de plazas: oct.-24

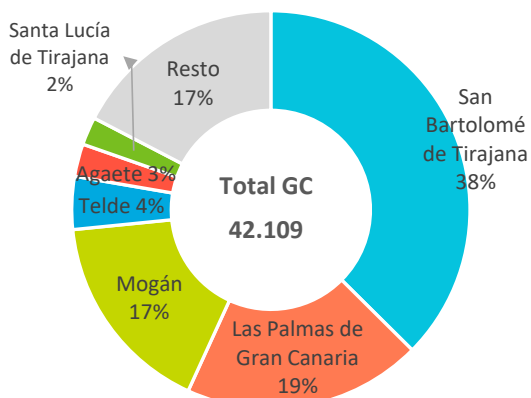


Tarifa media diaria: oct.-24

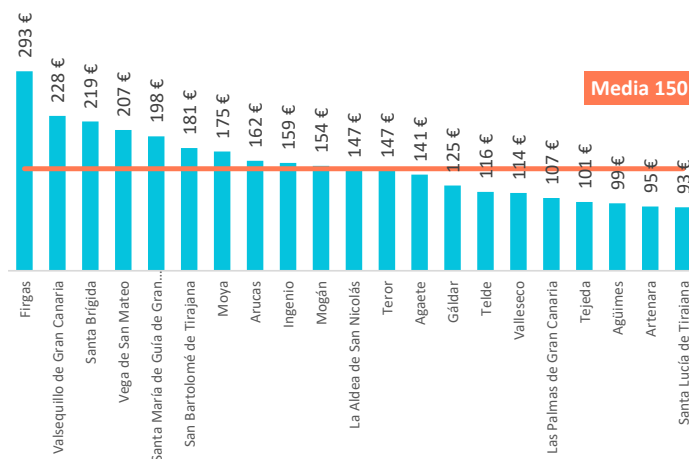


### GRAN CANARIA

Distribución de plazas: oct.-24



Tarifa media diaria: oct.-24



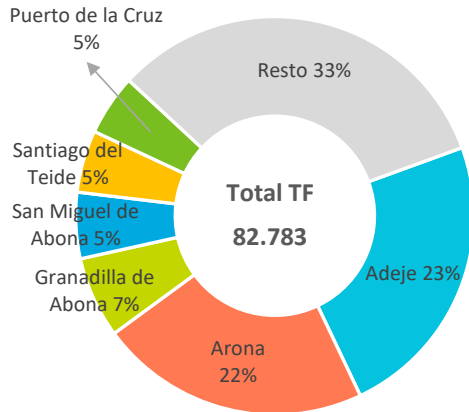
# Viviendas vacacionales comercializadas en Canarias

Octubre 2024

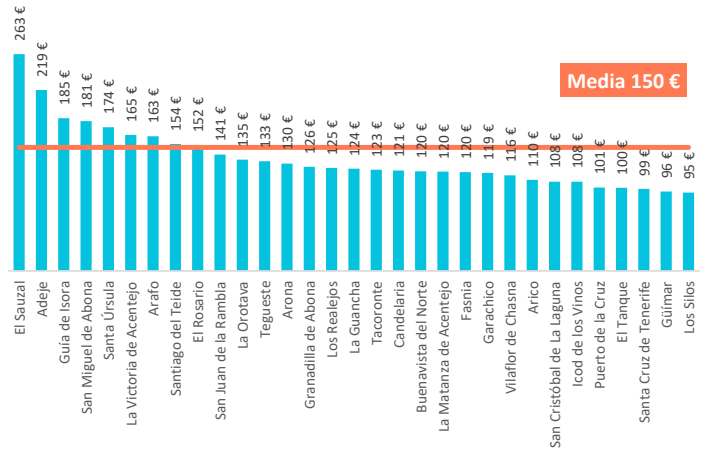


## TENERIFE

Distribución de plazas: oct.-24

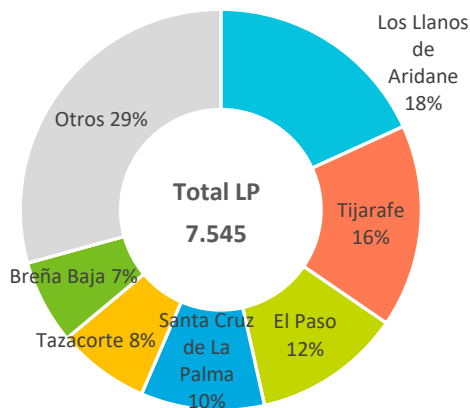


Tarifa media diaria: oct.-24

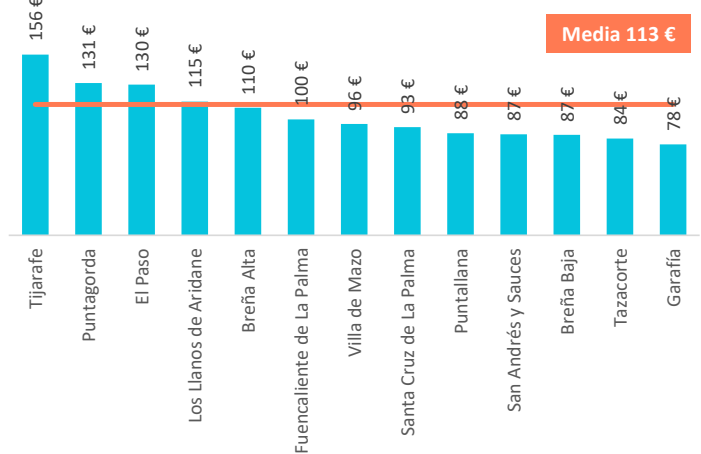


## LA PALMA

Distribución de plazas: oct.-24

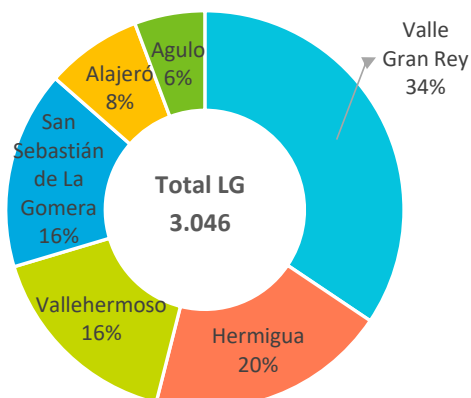


Tarifa media diaria: oct.-24

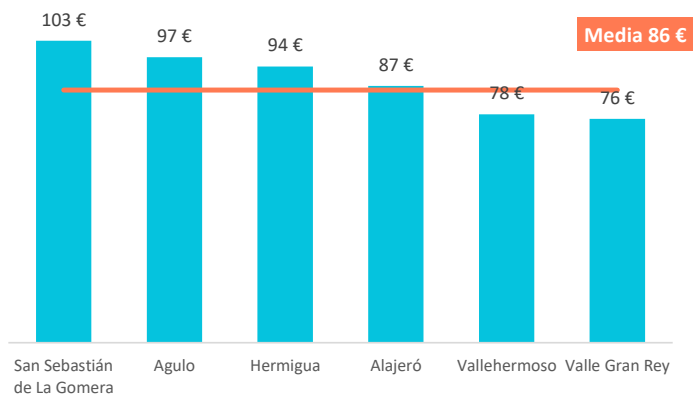


## LA GOMERA

Distribución de plazas: oct.-24

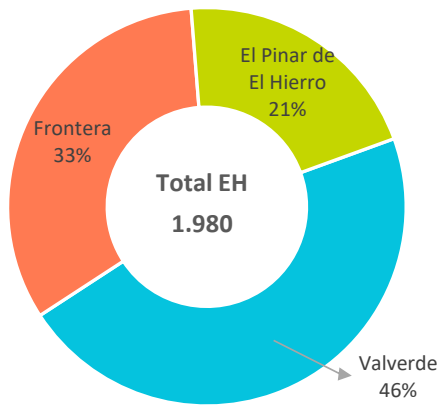


Tarifa media diaria: oct.-24



### EL HIERRO

Distribución de plazas: oct.-24



Tarifa media diaria: oct.-24

