

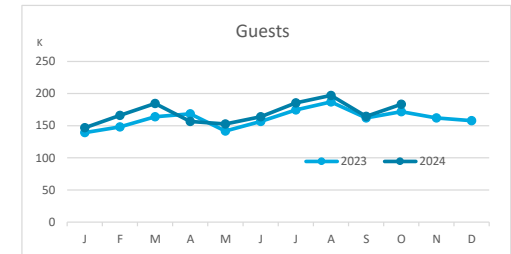
Main tourist accommodation indicators

FUERTEVENTURA (January - October 2024)



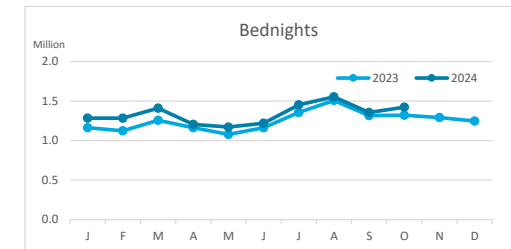
GUESTS BY ACCOMMODATION TYPE (*)

	Breakdown by accommodation type											
	TOTAL				Hotels				Apartments			
	Abroad	Mainland	Canary Islands	Total	Abroad	Mainland	Canary Islands	Total	Abroad	Mainland	Canary Islands	Total
Jan - Oct 23	1,387,113	110,838	115,842	1,613,793	1,269,723	94,909	91,697	1,456,329	117,390	15,929	24,145	157,464
Jan - Oct 24	1,466,808	121,591	113,496	1,701,895	1,315,852	103,076	87,903	1,506,831	150,956	18,515	25,593	195,064
Change	79,695	10,753	-2,346	88,102	46,129	8,167	-3,794	50,502	33,566	2,586	1,448	37,600
Change, %	5.7%	9.7%	-2.0%	5.5%	3.6%	8.6%	-4.1%	3.5%	28.6%	16.2%	6.0%	23.9%



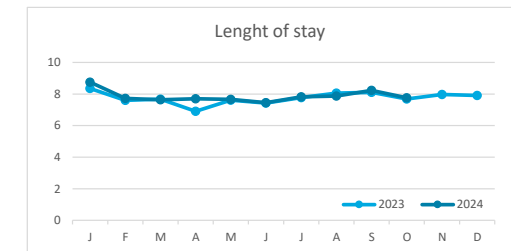
BEDNIGHTS

	Breakdown by accommodation type											
	TOTAL				Hotels				Apartments			
	Abroad	Mainland	Canary Islands	Total	Abroad	Mainland	Canary Islands	Total	Abroad	Mainland	Canary Islands	Total
Jan - Oct 23	11,313,844	565,201	569,781	12,448,826	10,159,716	484,481	447,685	11,091,882	1,154,128	80,720	122,096	1,356,944
Jan - Oct 24	12,060,032	689,677	608,813	13,358,522	10,635,735	574,314	480,129	11,690,178	1,424,297	115,363	128,684	1,668,344
Change	746,188	124,476	39,032	909,696	476,019	89,833	32,444	598,296	270,169	34,643	6,588	311,400
Change, %	6.6%	22.0%	6.9%	7.3%	4.7%	18.5%	7.2%	5.4%	23.4%	42.9%	5.4%	22.9%

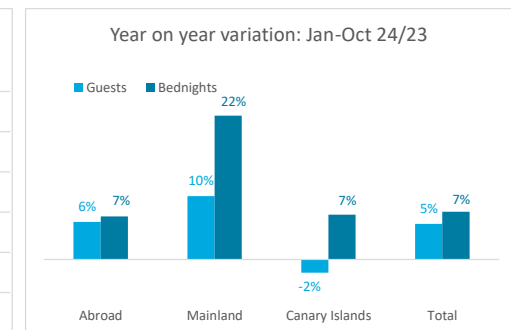
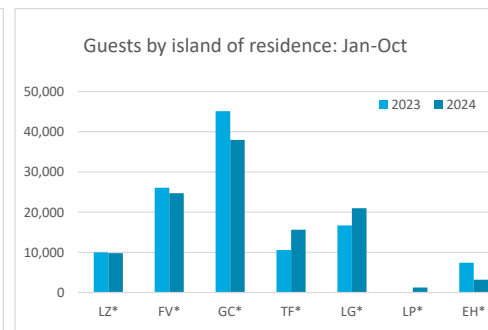
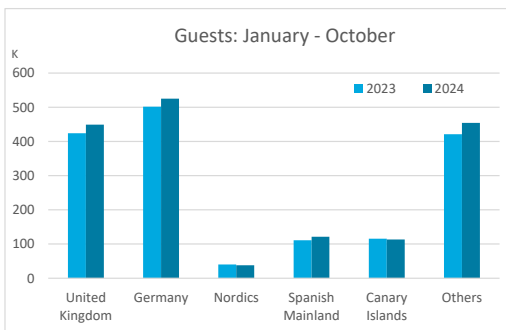


LENGHT OF STAY

	Breakdown by accommodation type											
	TOTAL				Hotels				Apartments			
	Abroad	Mainland	Canary Islands	Total	Abroad	Mainland	Canary Islands	Total	Abroad	Mainland	Canary Islands	Total
Jan - Oct 23	8.2	5.1	4.9	7.7	8.0	5.1	4.9	7.6	9.8	5.1	5.1	8.6
Jan - Oct 24	8.2	5.7	5.4	7.8	8.1	5.6	5.5	7.8	9.4	6.2	5.0	8.6
Change	0.1	0.6	0.4	0.1	0.1	0.5	0.6	0.1	-0.4	1.2	0.0	-0.1




GUESTS AND BEDNIGHTS BY PLACE OF RESIDENCE



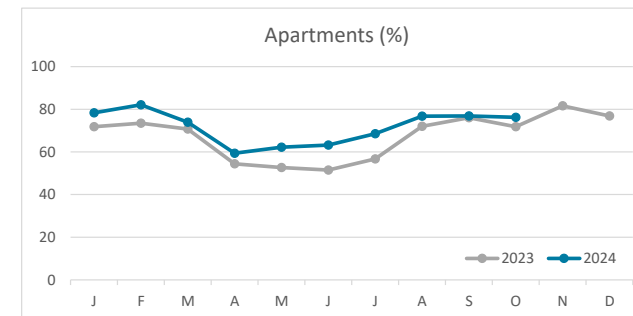
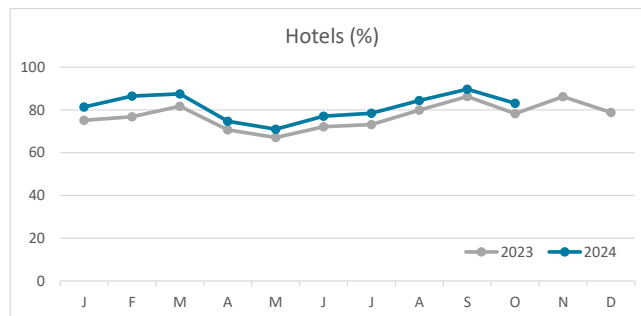
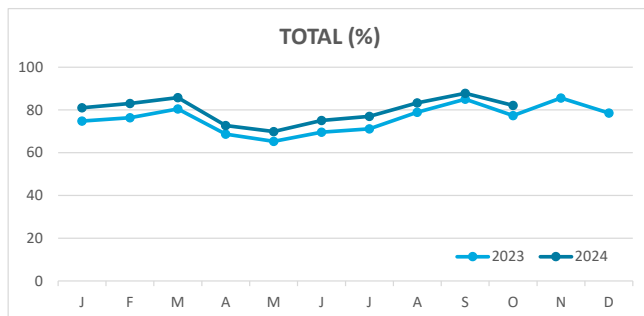
Note: LZ* (Lanzarote), FV* (Fuerteventura), GC* (Gran Canaria), TF* (Tenerife), LG* (La Gomera), LP* (La Palma) and EH* (El Hierro).

Main tourist accommodation indicators

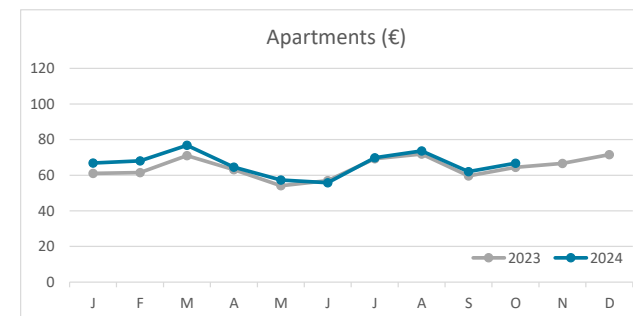
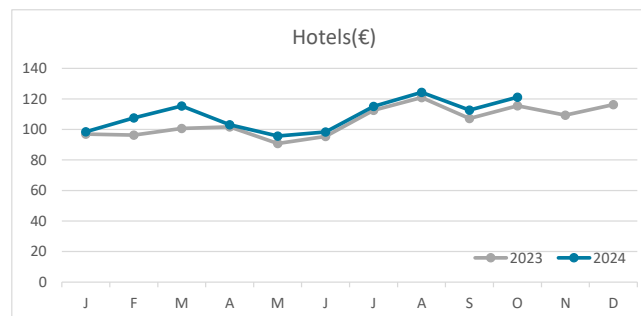
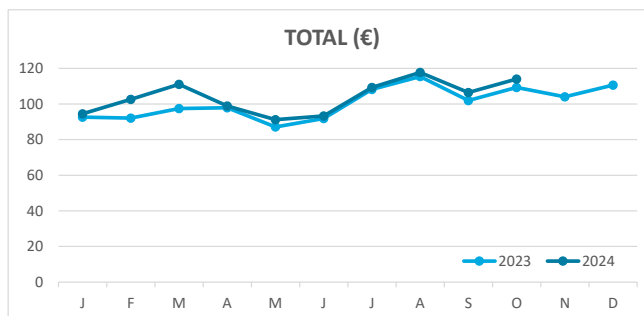
FUERTEVENTURA (January - October 2024)



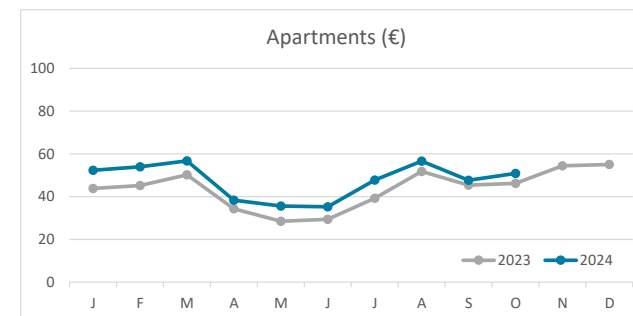
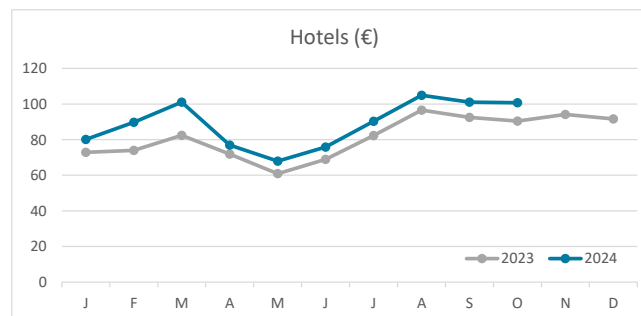
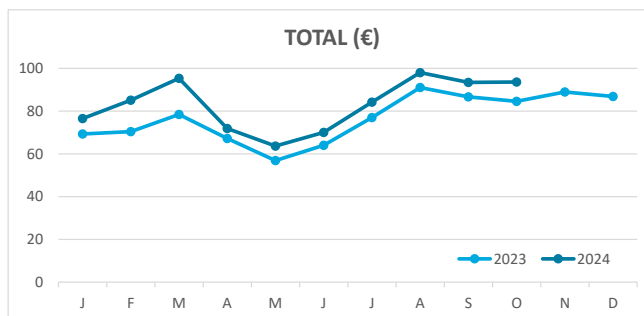
OCCUPANCY RATE PER ROOM / APARTMENT



ADR (Average Daily Rate)



REVPAR (Revenue Per Available Room)



Note: "Guests indicator" refers to number of guests checking in as new arrivals.
 Source: Encuestas de Alojamiento Turístico (ISTAC)