

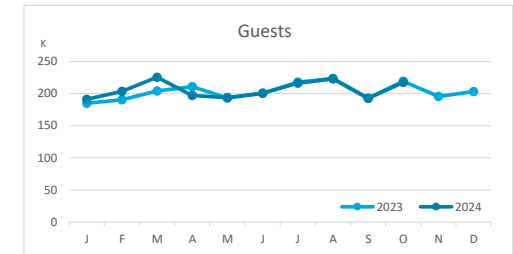
# Main tourist accommodation indicators

## LANZAROTE (January - October 2024)



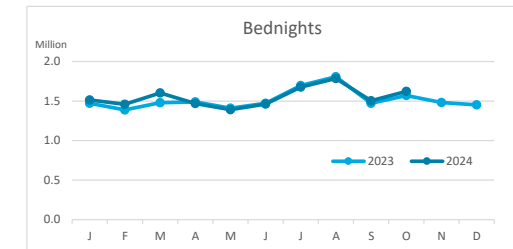
### GUESTS BY ACCOMMODATION TYPE (\*)

	Breakdown by accommodation type											
	TOTAL				Hotels				Apartments			
	Abroad	Mainland	Canary Islands	Total	Abroad	Mainland	Canary Islands	Total	Abroad	Mainland	Canary Islands	Total
Jan - Oct 23	1,720,362	227,352	89,620	<b>2,037,334</b>	1,216,293	185,111	54,783	<b>1,456,187</b>	504,069	42,241	34,837	<b>581,147</b>
Jan - Oct 24	1,787,483	191,683	81,850	<b>2,061,016</b>	1,261,061	158,353	56,984	<b>1,476,398</b>	526,422	33,330	24,866	<b>584,618</b>
Change	67,121	-35,669	-7,770	<b>23,682</b>	44,768	-26,758	2,201	<b>20,211</b>	22,353	-8,911	-9,971	<b>3,471</b>
Change, %	3.9%	-15.7%	-8.7%	<b>1.2%</b>	3.7%	-14.5%	4.0%	<b>1.4%</b>	4.4%	-21.1%	-28.6%	<b>0.6%</b>



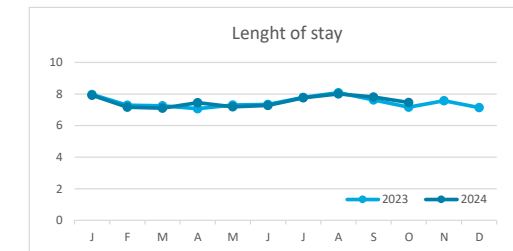
### BEDNIGHTS

	Breakdown by accommodation type											
	TOTAL				Hotels				Apartments			
	Abroad	Mainland	Canary Islands	Total	Abroad	Mainland	Canary Islands	Total	Abroad	Mainland	Canary Islands	Total
Jan - Oct 23	13,639,402	1,274,563	347,285	<b>15,261,250</b>	9,203,154	973,596	175,045	<b>10,351,795</b>	4,436,248	300,967	172,240	<b>4,909,455</b>
Jan - Oct 24	14,082,436	1,098,350	303,946	<b>15,484,732</b>	9,606,329	850,353	180,492	<b>10,637,174</b>	4,476,107	247,997	123,454	<b>4,847,558</b>
Change	443,034	-176,213	-43,339	<b>223,482</b>	403,175	-123,243	5,447	<b>285,379</b>	39,859	-52,970	-48,786	<b>-61,897</b>
Change, %	3.2%	-13.8%	-12.5%	<b>1.5%</b>	4.4%	-12.7%	3.1%	<b>2.8%</b>	0.9%	-17.6%	-28.3%	<b>-1.3%</b>

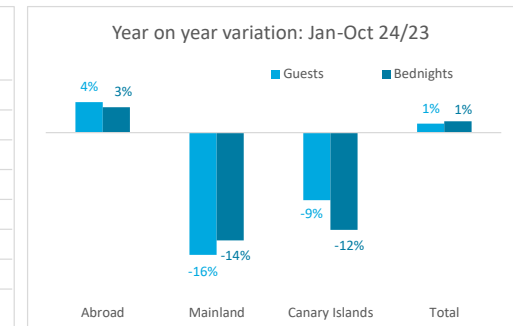
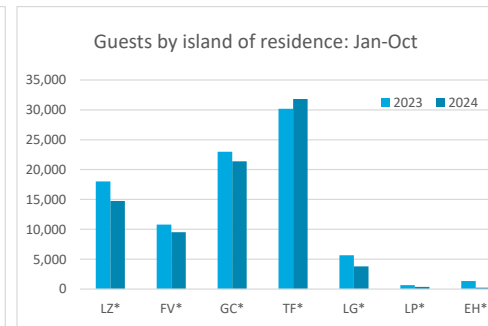
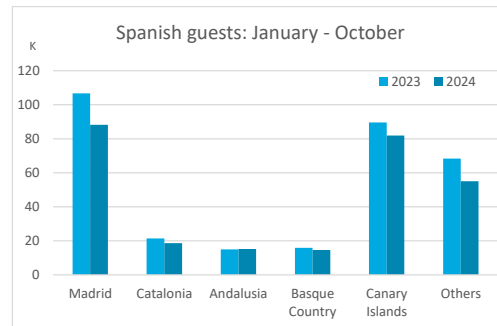
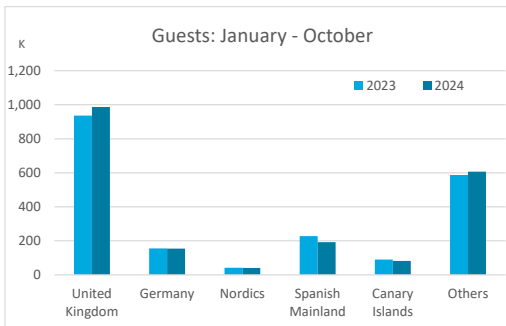


### LENGHT OF STAY

	Breakdown by accommodation type											
	TOTAL				Hotels				Apartments			
	Abroad	Mainland	Canary Islands	Total	Abroad	Mainland	Canary Islands	Total	Abroad	Mainland	Canary Islands	Total
Jan - Oct 23	7.9	5.6	3.9	<b>7.5</b>	7.6	5.3	3.2	<b>7.1</b>	8.8	7.1	4.9	<b>8.4</b>
Jan - Oct 24	7.9	5.7	3.7	<b>7.5</b>	7.6	5.4	3.2	<b>7.2</b>	8.5	7.4	5.0	<b>8.3</b>
Change	0.0	0.1	-0.2	<b>0.0</b>	0.1	0.1	0.0	<b>0.1</b>	-0.3	0.3	0.0	<b>-0.2</b>



### GUESTS AND BEDNIGHTS BY PLACE OF RESIDENCE



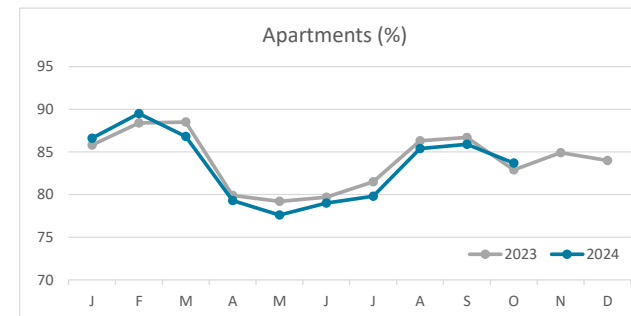
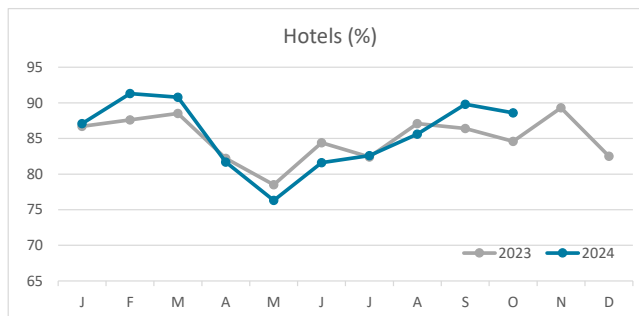
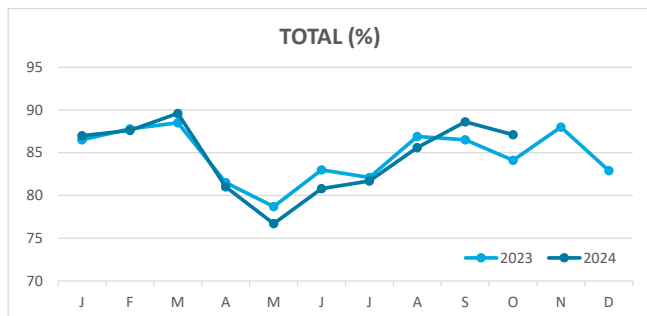
Note: LZ\* (Lanzarote), FV\* (Fuerteventura), GC\* (Gran Canaria), TF\* (Tenerife), LG\* (La Gomera), LP\* (La Palma) and EH\* (El Hierro).

# Main tourist accommodation indicators

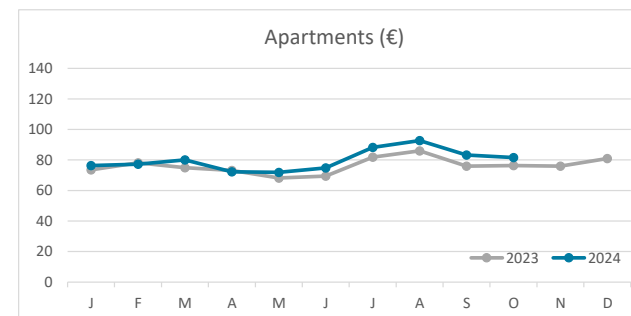
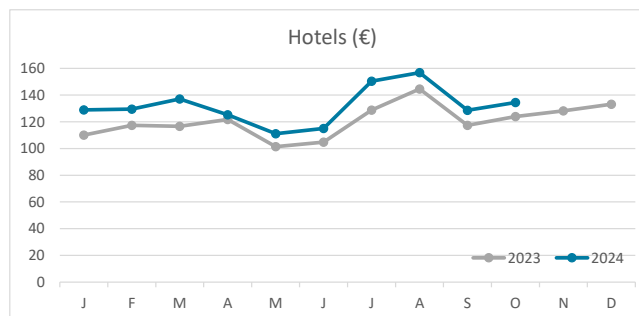
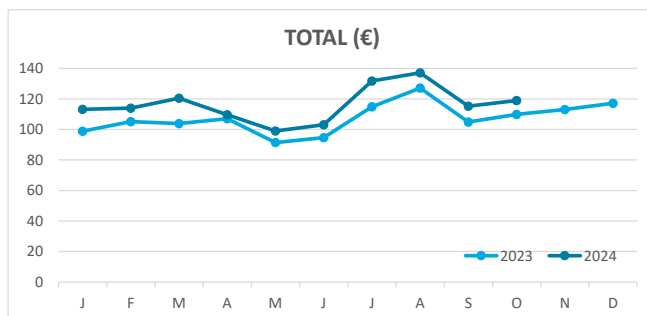
## LANZAROTE (January - October 2024)



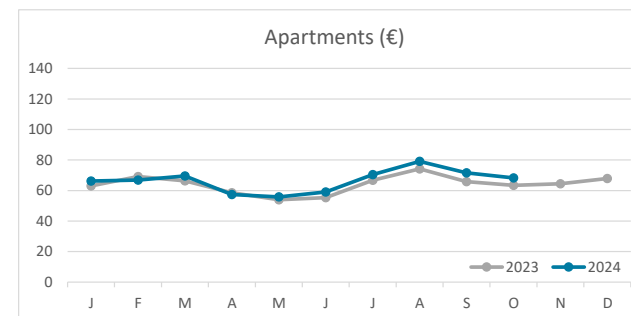
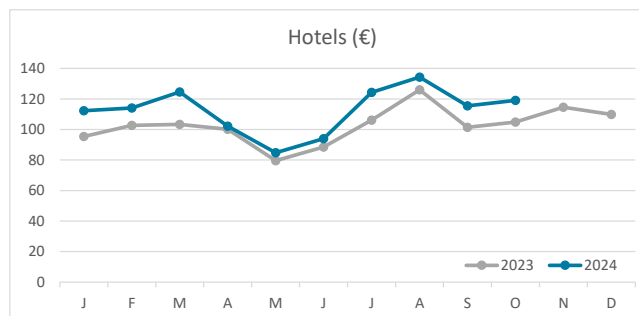
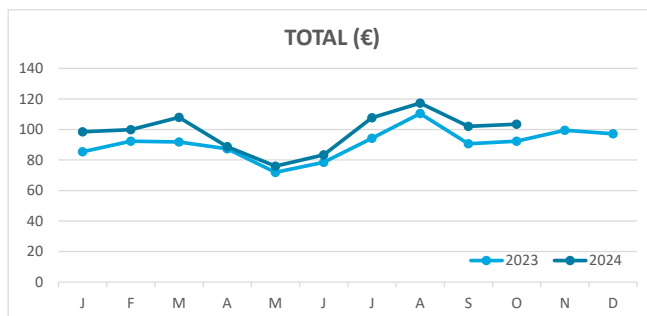
### OCCUPANCY RATE PER ROOM / APARTMENT



### ADR (Average Daily Rate)



### REVPAR (Revenue Per Available Room)



Note: "Guests indicator" refers to number of guests checking in as new arrivals.  
 Source: Encuestas de Alojamiento Turístico (ISTAC)