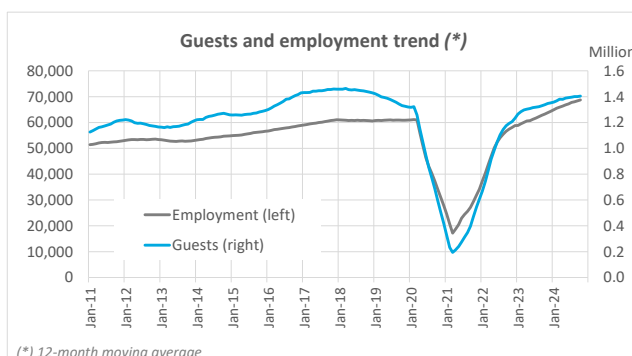
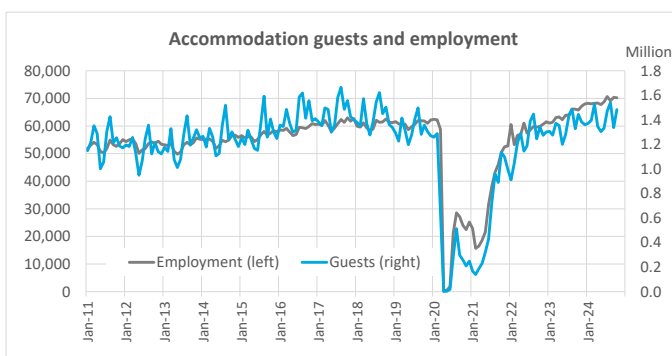


Employment in tourist accommodation October 2024



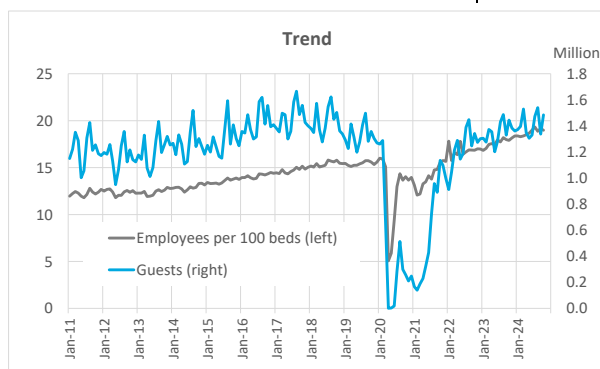
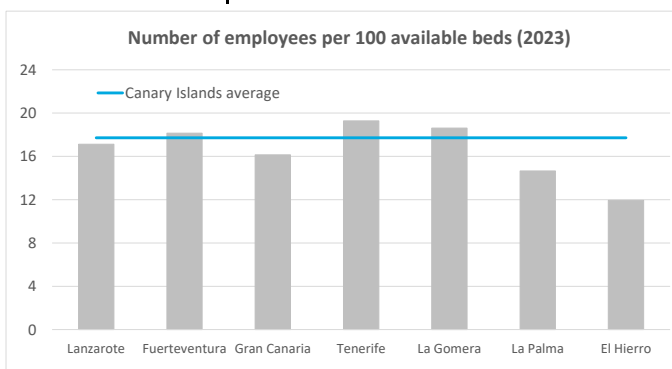
Employment

	Lanzarote	Fuerteventura	Gran Canaria	Tenerife	La Gomera	La Palma	El Hierro	Canary Islands
2018	9,892	9,146	16,918	22,583	886	1,098	77	60,600
2019	9,778	9,219	17,006	22,870	881	1,114	80	60,949
2020	4,444	4,213	7,223	11,038	459	447	51	27,875
2021	5,276	5,593	9,265	12,914	529	510	72	34,160
2022	9,724	9,584	15,519	21,887	618	663	96	58,091
2023	11,018	10,824	16,809	24,204	664	723	91	64,334
October 2023	11,360	10,928	17,933	24,015	637	766	102	65,741
October 2024	12,410	11,259	18,762	26,421	472	814	105	70,243
Change	1,050	331	829	2,406	-165	48	3	4,502
Change (%)	9.2%	3.0%	4.6%	10.0%	-25.9%	6.3%	2.9%	6.8%



Indicator of number of employees per 100 available beds

	Lanzarote	Fuerteventura	Gran Canaria	Tenerife	La Gomera	La Palma	El Hierro	Canary Islands
2018	14.7	15.7	13.7	17.2	17.6	15.2	10.3	15.4
2019	14.7	15.3	13.8	17.3	17.5	14.8	10.7	15.4
2020	13.5	14.2	13.2	16.6	16.7	14.3	12.9	14.7
2021	12.8	14.5	13.9	15.7	16.7	12.8	12.4	14.4
2022	15.7	16.6	16.0	17.7	18.9	13.4	13.4	16.6
2023	17.1	18.1	16.1	19.3	18.6	14.7	11.9	17.7
October 2023	17.6	18.4	16.6	19.1	17.6	15.0	13.2	17.9
October 2024	19.2	18.8	17.4	20.6	15.6	15.8	14.0	19.0
Change	1.6	0.3	0.8	1.5	-2.0	0.7	0.8	1.1

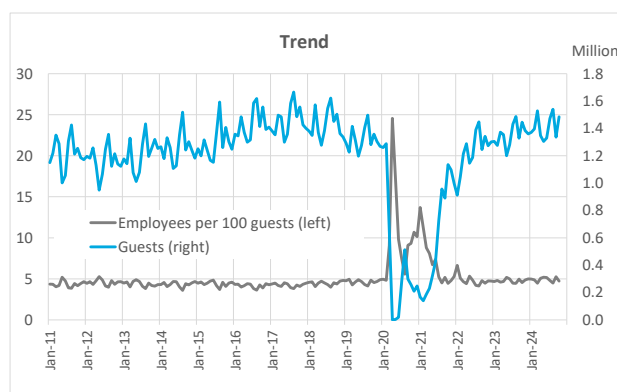
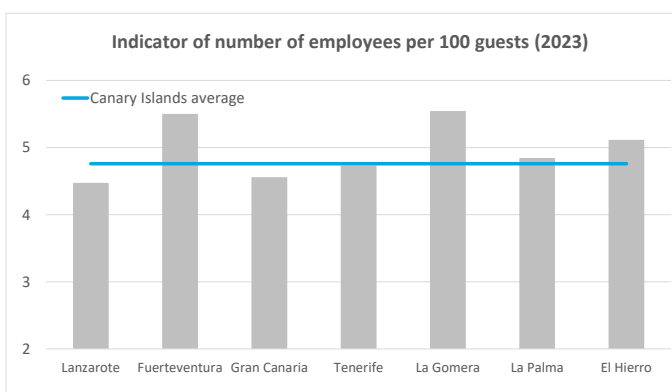


Employment in tourist accommodation October 2024



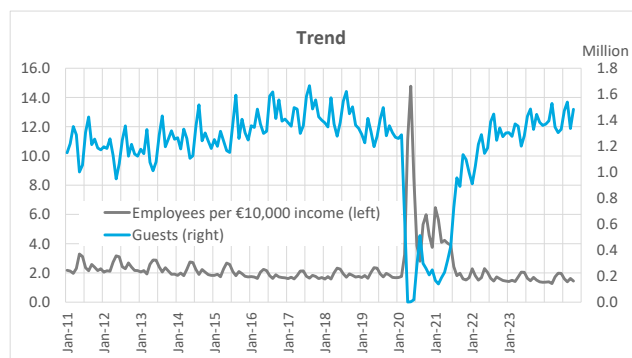
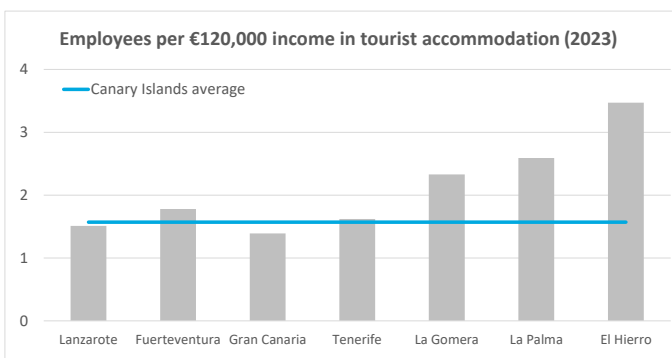
Indicator of number of employees per 100 accommodation guests

	Lanzarote	Fuerteventura	Gran Canaria	Tenerife	La Gomera	La Palma	El Hierro	Canary Islands
2018	4.1	4.7	4.3	4.6	5.2	4.7	4.9	4.5
2019	4.1	5.1	4.4	4.8	5.4	5.0	4.2	4.6
2020	6.7	7.4	5.8	7.1	6.8	6.1	8.8	6.6
2021	5.6	5.8	5.3	5.8	6.1	5.6	6.1	5.6
2022	4.3	5.2	4.7	4.7	5.5	4.4	5.7	4.7
2023	4.5	5.5	4.6	4.7	5.5	4.8	5.1	4.8
October 2023	4.4	5.2	4.5	4.4	5.1	4.5	4.3	4.6
October 2024	4.8	5.1	4.6	4.6	5.1	5.5	4.5	4.7
Change	0.38	-0.17	0.13	0.25	-0.05	0.94	0.24	0.18



Indicator of number of employees per €120,000 annual income in tourist accommodation

	Lanzarote	Fuerteventura	Gran Canaria	Tenerife	La Gomera	La Palma	El Hierro	Canary Islands
2018	1.8	1.8	1.7	1.9	2.9	3.5	3.3	1.8
2019	1.8	2.0	1.7	1.9	3.0	3.1	3.5	1.9
2020	2.8	2.8	2.2	2.8	3.7	3.6	3.9	2.6
2021	2.2	2.1	1.9	2.4	3.4	3.6	3.2	2.2
2022	1.6	1.9	1.5	1.7	2.4	2.5	3.3	1.7
2023	1.5	1.8	1.4	1.6	2.3	2.6	3.5	1.6
October 2023	1.5	1.6	1.4	1.6	2.4	2.0	3.6	1.5
October 2024	1.5	1.5	1.3	1.5	2.6	3.0	3.5	1.4
Change	-0.04	-0.13	-0.11	-0.04	0.27	0.94	-0.09	-0.07



Source: Encuestas de Alojamiento Turístico. ISTAC. Note: only employees in open establishments are taken into account (including workers in ERTE)