

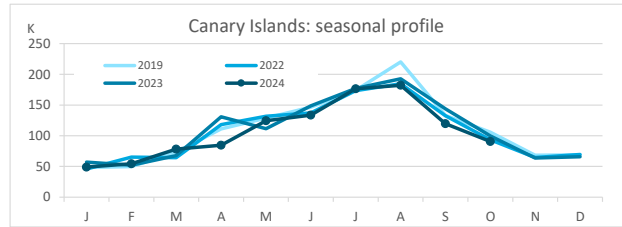
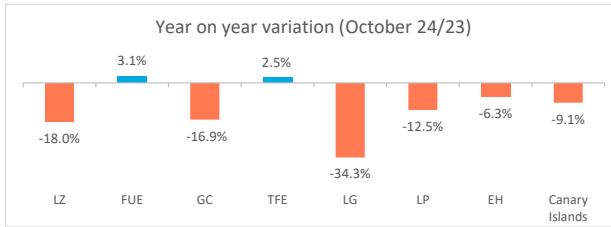
# Domestic tourism

## October 2024



### Canary Islands residents staying in tourist accommodation by island of stay

	Lanzarote	Fuerteventura	Gran Canaria	Tenerife	La Gomera	La Palma	El Hierro	Canary Islands
October 2023	8,975	10,265	39,043	32,196	4,646	2,935	1,573	99,633
October 2024	7,362	10,584	32,462	33,015	3,054	2,569	1,474	90,520
% residents in the island	18.5%	23.9%	52.0%	55.7%	1.0%	25.5%	1.8%	100%
Change, 24-23	-1,613	319	-6,581	819	-1,592	-366	-99	-9,113
Change, % 24-23	-18.0%	3.1%	-16.9%	2.5%	-34.3%	-12.5%	-6.3%	-9.1%



### Canary Islands residents staying in tourist accommodation by island of residence and island of stay

		ISLAND OF STAY							CANARY ISLANDS
		Lanzarote	Fuerteventura	Gran Canaria	Tenerife	La Gomera	La Palma	El Hierro	
ISLAND OF RESIDENCE	Lanzarote	1,364	1,017	7,113	718	21	43	56	10,332
	Fuerteventura	878	2,525	2,105	459	0	12	47	6,026
	Gran Canaria	2,104	4,499	16,868	3,062	275	622	235	27,665
	Tenerife	2,391	1,152	4,547	18,399	2,668	733	698	30,588
	La Gomera	0	16	59	729	30	376	186	1,396
	La Palma	611	1,367	1,578	9,550	58	655	226	14,045
	El Hierro	14	8	192	98	2	128	26	468
	CANARY ISLANDS	7,362	10,584	32,462	33,015	3,054	2,569	1,474	90,520

### Year on year variation: October 2024/2023

		ISLAND OF STAY							CANARY ISLANDS
		Lanzarote	Fuerteventura	Gran Canaria	Tenerife	La Gomera	La Palma	El Hierro	
ISLAND OF RESIDENCE	Lanzarote	-35.6%	25.1%	55.1%	-61.2%	162.5%	104.8%	86.7%	9.6%
	Fuerteventura	-22.1%	13.8%	70.2%	-13.9%	-100.0%	-73.9%	291.7%	14.6%
	Gran Canaria	44.0%	23.0%	-27.2%	-52.0%	-55.9%	-17.5%	-35.6%	-24.1%
	Tenerife	-35.3%	-23.9%	-27.1%	4.0%	-27.7%	38.8%	-5.8%	-10.3%
	La Gomera	0.0%	0.0%	-87.8%	100.8%	-78.4%	6166.7%	2557.1%	40.0%
	La Palma	28.6%	-29.0%	-5.9%	153.2%	-33.3%	-57.3%	-43.9%	42.3%
	El Hierro	-85.7%	-94.2%	-88.3%	-93.9%	-85.7%	172.3%	73.3%	-86.8%
	CANARY ISLANDS	-18.0%	3.1%	-16.9%	2.5%	-34.3%	-12.5%	-6.3%	-9.1%

### Canary Islands residents travelling to other islands (residents of each island are excluded)

	Lanzarote	Fuerteventura	Gran Canaria	Tenerife	La Gomera	La Palma	El Hierro	CANARY ISLANDS
Outbound tourism	8,968	3,501	10,797	12,189	1,366	13,390	442	50,653
Year on year variation (%)	2.7%	15.2%	-18.5%	-25.7%	59.2%	60.6%	-87.5%	-3.9%
Inbound tourism	5,998	8,059	15,594	14,616	3,024	1,914	1,448	50,653
Year on year variation (%)	-12.5%	0.2%	-1.7%	0.8%	-32.9%	36.5%	-7.1%	-3.9%
Net balance	-2,970	4,558	4,797	2,427	1,658	-11,476	1,006	0

### Distribution by island of residence

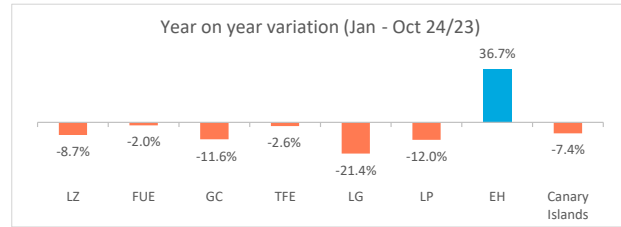
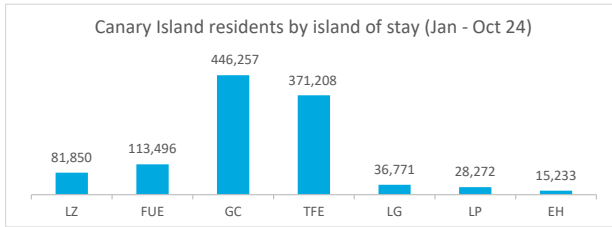
		ISLAND OF STAY							CANARY ISLANDS
		Lanzarote	Fuerteventura	Gran Canaria	Tenerife	La Gomera	La Palma	El Hierro	
ISLAND OF RESIDENCE	Lanzarote	18.5%	9.6%	21.9%	2.2%	0.7%	1.7%	3.8%	11.4%
	Fuerteventura	11.9%	23.9%	6.5%	1.4%	0.0%	0.5%	3.2%	6.7%
	Gran Canaria	28.6%	42.5%	52.0%	9.3%	9.0%	24.2%	15.9%	30.6%
	Tenerife	32.5%	10.9%	14.0%	55.7%	87.4%	28.5%	47.4%	33.8%
	La Gomera	0.0%	0.2%	0.2%	2.2%	1.0%	14.6%	12.6%	1.5%
	La Palma	8.3%	12.9%	4.9%	28.9%	1.9%	25.5%	15.3%	15.5%
	El Hierro	0.2%	0.1%	0.6%	0.3%	0.1%	5.0%	1.8%	0.5%
	CANARY ISLANDS	100%	100%	100%	100%	100%	100%	100%	100%

### Distribution by island of stay

		ISLAND OF STAY							CANARY ISLANDS
		Lanzarote	Fuerteventura	Gran Canaria	Tenerife	La Gomera	La Palma	El Hierro	
ISLAND OF RESIDENCE	Lanzarote	13.2%	9.8%	68.8%	6.9%	0.2%	0.4%	0.5%	100%
	Fuerteventura	14.6%	41.9%	34.9%	7.6%	0.0%	0.2%	0.8%	100%
	Gran Canaria	7.6%	16.3%	61.0%	11.1%	1.0%	2.2%	0.8%	100%
	Tenerife	7.8%	3.8%	14.9%	60.2%	8.7%	2.4%	2.3%	100%
	La Gomera	0.0%	1.1%	4.2%	52.2%	2.1%	26.9%	13.3%	100%
	La Palma	4.4%	9.7%	11.2%	68.0%	0.4%	4.7%	1.6%	100%
	El Hierro	3.0%	1.7%	41.0%	20.9%	0.4%	27.4%	5.6%	100%
	CANARY ISLANDS	8.1%	11.7%	35.9%	36.5%	3.4%	2.8%	1.6%	100%

## Canary Islands residents staying in tourist accommodation by island of stay

	Lanzarote	Fuerteventura	Gran Canaria	Tenerife	La Gomera	La Palma	El Hierro	Canary Islands
Jan-Oct 2023	89,620	115,842	504,585	380,988	46,774	32,117	11,141	1,181,067
Jan-Oct 2024	81,850	113,496	446,257	371,208	36,771	28,272	15,233	1,093,087
% tourist of the island	18.0%	21.7%	54.9%	51.1%	4.2%	32.4%	2.0%	100%
Change, 24-23	-7,770	-2,346	-58,328	-9,780	-10,003	-3,845	4,092	-87,980
Change, % 24-23	-8.7%	-2.0%	-11.6%	-2.6%	-21.4%	-12.0%	36.7%	-7.4%



## Canary Islands residents staying in tourist accommodation by island of residence and island of stay

ISLAND OF RESIDENCE	ISLAND OF STAY								CANARY ISLANDS
	Lanzarote	Fuerteventura	Gran Canaria	Tenerife	La Gomera	La Palma	El Hierro		
Lanzarote	14,743	9,802	70,289	12,918	146	426	503		108,827
Fuerteventura	9,518	24,685	31,719	8,781	94	362	799		75,958
Gran Canaria	21,402	37,955	245,185	37,800	3,701	7,168	3,044		356,255
Tenerife	31,820	15,642	64,056	189,724	28,077	8,024	8,617		345,960
La Gomera	363	1,266	1,838	15,485	1,548	2,235	1,147		23,882
La Palma	3,786	20,965	28,271	90,563	873	9,146	812		154,416
El Hierro	218	3,181	4,899	15,937	2,332	911	311		27,789
CANARY ISLANDS	81,850	113,496	446,257	371,208	36,771	28,272	15,233		1,093,087

## Year on year variation: January - October 2024/2023

ISLAND OF RESIDENCE	ISLAND OF STAY								CANARY ISLANDS
	Lanzarote	Fuerteventura	Gran Canaria	Tenerife	La Gomera	La Palma	El Hierro		
Lanzarote	-18.1%	-1.9%	23.2%	37.3%	69.8%	-54.9%	28.0%		13.5%
Fuerteventura	-11.9%	-5.3%	1.7%	96.0%	-33.8%	-35.8%	496.3%		3.5%
Gran Canaria	-6.9%	-15.8%	-23.8%	-30.7%	-38.3%	-9.1%	14.0%		-22.7%
Tenerife	5.4%	48.0%	-4.5%	-14.4%	-27.4%	-0.2%	58.9%		-9.4%
La Gomera	-44.0%	3146.2%	-75.0%	17.9%	31.0%	291.4%	85.6%		1.4%
La Palma	-33.0%	25.8%	73.6%	51.7%	40.6%	-29.6%	-52.9%		35.9%
El Hierro	-83.9%	-57.1%	21.7%	-11.7%	3920.7%	-18.4%	75.7%		-13.7%
CANARY ISLANDS	-8.7%	-2.0%	-11.6%	-2.6%	-21.4%	-12.0%	36.7%		-7.4%

## Canary Islands residents travelling to other islands (residents of each island are excluded)

	Lanzarote	Fuerteventura	Gran Canaria	Tenerife	La Gomera	La Palma	El Hierro	Canary Islands
Outbound tourism	94,084	51,273	111,070	156,236	22,334	145,270	27,478	607,745
Year on year variation (%)	20.8%	8.4%	-20.2%	-2.3%	-0.2%	44.3%	-14.2%	4.9%
Inbound tourism	67,107	88,811	201,072	181,484	35,223	19,126	14,922	607,745
Year on year variation (%)	-6.3%	-1.1%	9.9%	13.9%	-22.7%	0.0%	36.1%	4.9%
Net balance	-26,977	37,538	90,002	25,248	12,889	-126,144	-12,556	0

## Distribution by island of residence

ISLAND OF RESIDENCE	ISLAND OF STAY								CANARY ISLANDS
	Lanzarote	Fuerteventura	Gran Canaria	Tenerife	La Gomera	La Palma	El Hierro		
Lanzarote	18.0%	8.6%	15.8%	3.5%	0.4%	1.5%	3.3%		10.0%
Fuerteventura	11.6%	21.7%	7.1%	2.4%	0.3%	1.3%	5.2%		6.9%
Gran Canaria	26.1%	33.4%	54.9%	10.2%	10.1%	25.4%	20.0%		32.6%
Tenerife	38.9%	13.8%	14.4%	51.1%	76.4%	28.4%	56.6%		31.6%
La Gomera	0.4%	1.1%	0.4%	4.2%	4.2%	7.9%	7.5%		2.2%
La Palma	4.6%	18.5%	6.3%	24.4%	2.4%	32.4%	5.3%		14.1%
El Hierro	0.3%	2.8%	1.1%	4.3%	6.3%	3.2%	2.0%		2.5%
CANARY ISLANDS	100%	100%	100%	100%	100%	100%	100%		100%

## Distribution by island of stay

ISLAND OF RESIDENCE	ISLAND OF STAY								CANARY ISLANDS
	Lanzarote	Fuerteventura	Gran Canaria	Tenerife	La Gomera	La Palma	El Hierro		
Lanzarote	13.5%	9.0%	64.6%	11.9%	0.1%	0.4%	0.5%		100%
Fuerteventura	12.5%	32.5%	41.8%	11.6%	0.1%	0.5%	1.1%		100%
Gran Canaria	6.0%	10.7%	68.8%	10.6%	1.0%	2.0%	0.9%		100%
Tenerife	9.2%	4.5%	18.5%	54.8%	8.1%	2.3%	2.5%		100%
La Gomera	1.5%	5.3%	7.7%	64.8%	6.5%	9.4%	4.8%		100%
La Palma	2.5%	13.6%	18.3%	58.6%	0.6%	5.9%	0.5%		100%
El Hierro	0.8%	11.4%	17.6%	57.4%	8.4%	3.3%	1.1%		100%
CANARY ISLANDS	7.5%	10.4%	40.8%	34.0%	3.4%	2.6%	1.4%		100%