

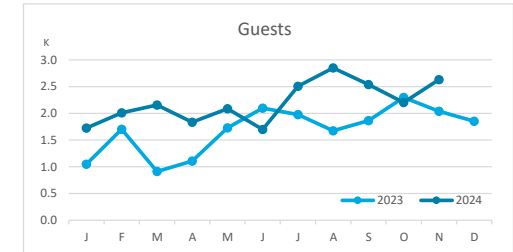
# Main tourist accommodation indicators

## EL HIERRO (January - November 2024)



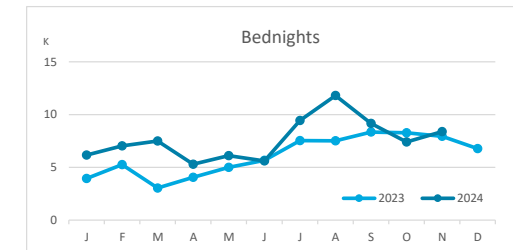
### GUESTS BY ACCOMMODATION TYPE (\*)

	Breakdown by accommodation type											
	TOTAL				Hotels				Apartments			
	Abroad	Mainland	Canary Islands	Total	Abroad	Mainland	Canary Islands	Total	Abroad	Mainland	Canary Islands	Total
Jan - Nov 23	2,957	3,100	12,384	<b>18,441</b>	2,385	2,474	7,097	<b>11,956</b>	572	626	5,287	<b>6,485</b>
Jan - Nov 24	3,611	3,796	16,827	<b>24,234</b>	3,233	3,363	9,800	<b>16,396</b>	378	433	7,027	<b>7,838</b>
Change	654	696	4,443	<b>5,793</b>	848	889	2,703	<b>4,440</b>	-194	-193	1,740	<b>1,353</b>
Change, %	22.1%	22.5%	35.9%	<b>31.4%</b>	35.6%	35.9%	38.1%	<b>37.1%</b>	-33.9%	-30.8%	32.9%	<b>20.9%</b>



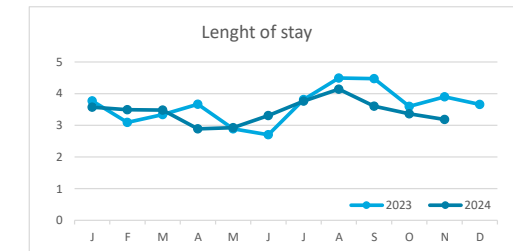
### BEDNIGHTS

	Breakdown by accommodation type											
	TOTAL				Hotels				Apartments			
	Abroad	Mainland	Canary Islands	Total	Abroad	Mainland	Canary Islands	Total	Abroad	Mainland	Canary Islands	Total
Jan - Nov 23	12,455	13,515	40,603	<b>66,573</b>	9,103	9,631	19,551	<b>38,285</b>	3,352	3,884	21,052	<b>28,288</b>
Jan - Nov 24	15,708	14,786	53,388	<b>83,882</b>	12,788	12,331	25,476	<b>50,595</b>	2,920	2,455	27,912	<b>33,287</b>
Change	3,253	1,271	12,785	<b>17,309</b>	3,685	2,700	5,925	<b>12,310</b>	-432	-1,429	6,860	<b>4,999</b>
Change, %	26.1%	9.4%	31.5%	<b>26.0%</b>	40.5%	28.0%	30.3%	<b>32.2%</b>	-12.9%	-36.8%	32.6%	<b>17.7%</b>

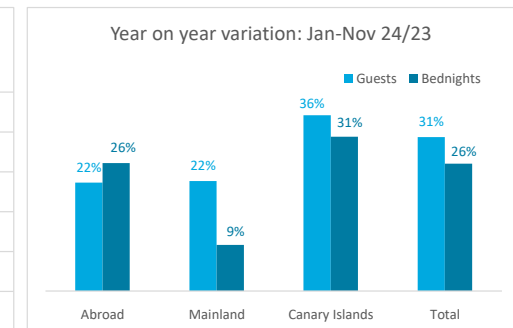
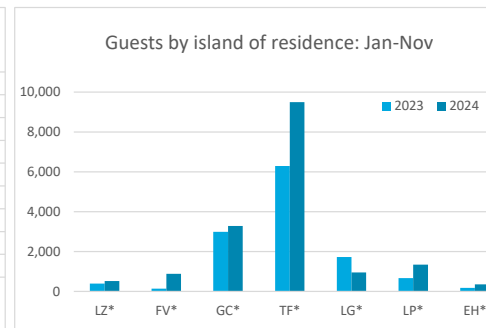
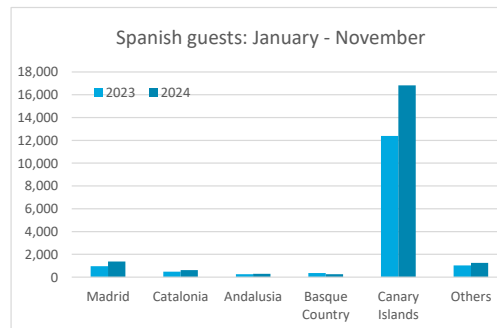
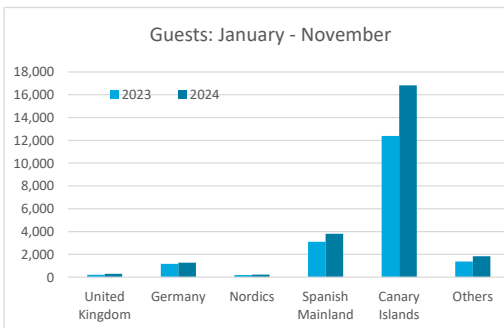


### LENGHT OF STAY

	Breakdown by accommodation type											
	TOTAL				Hotels				Apartments			
	Abroad	Mainland	Canary Islands	Total	Abroad	Mainland	Canary Islands	Total	Abroad	Mainland	Canary Islands	Total
Jan - Nov 23	4.2	4.4	3.3	<b>3.6</b>	3.8	3.9	2.8	<b>3.2</b>	5.9	6.2	4.0	<b>4.4</b>
Jan - Nov 24	4.4	3.9	3.2	<b>3.5</b>	4.0	3.7	2.6	<b>3.1</b>	7.7	5.7	4.0	<b>4.2</b>
Change	0.1	-0.5	-0.1	<b>-0.1</b>	0.1	-0.2	-0.2	<b>-0.1</b>	1.9	-0.5	0.0	<b>-0.1</b>



### GUESTS AND BEDNIGHTS BY PLACE OF RESIDENCE



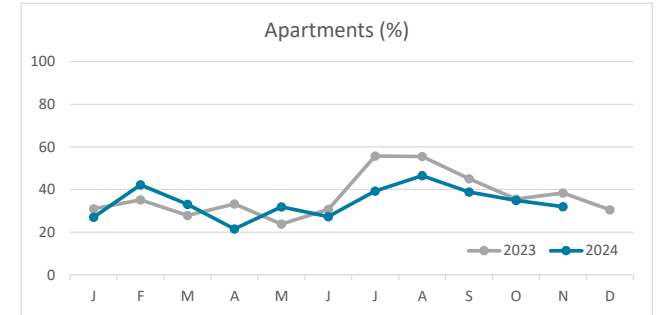
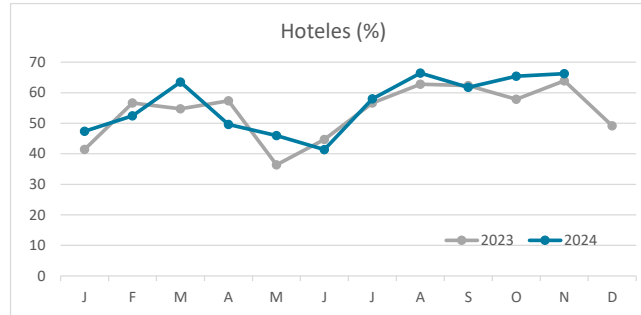
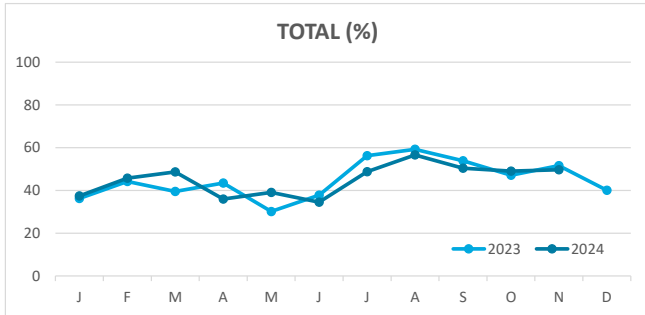
Note: LZ\* (Lanzarote), FV\* (Fuerteventura), GC\* (Gran Canaria), TF\* (Tenerife), LG\* (La Gomera), LP\* (La Palma) and EH\* (El Hierro).

# Main tourist accommodation indicators

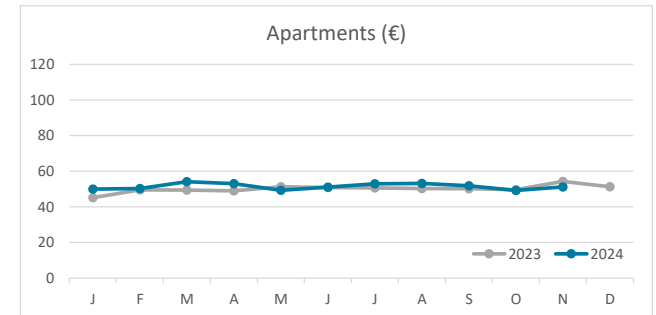
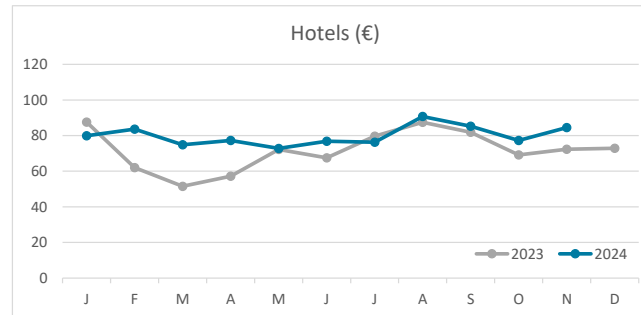
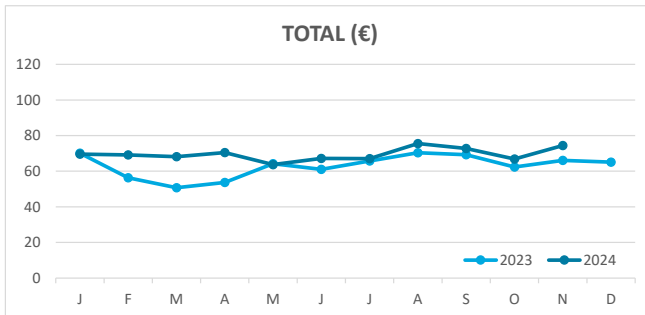
## EL HIERRO (January - November 2024)



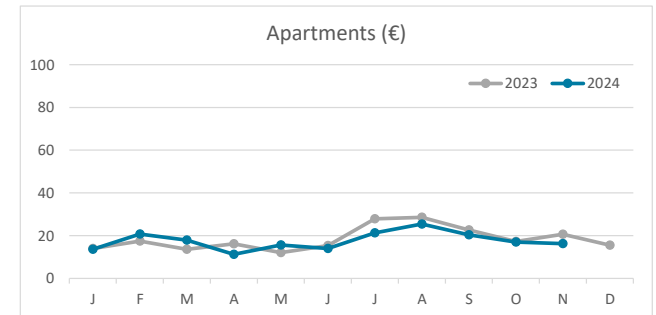
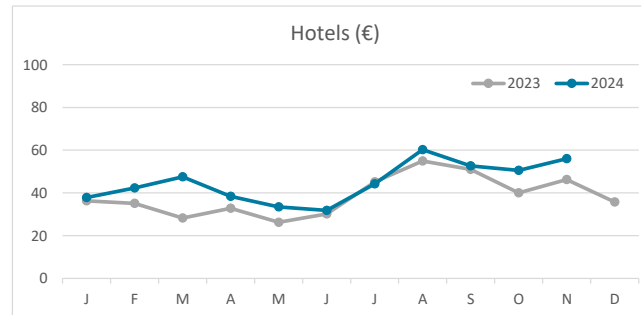
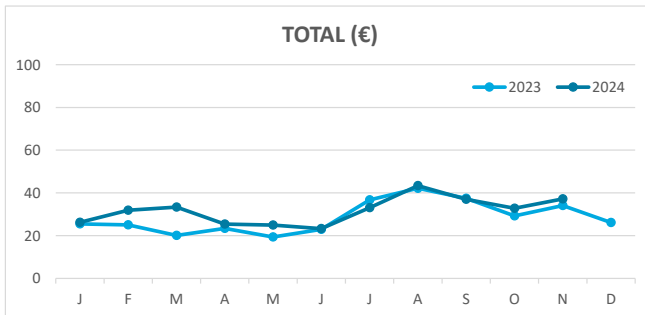
### OCCUPANCY RATE PER ROOM / APARTMENT



### ADR (Average Daily Rate)



### REVPAR (Revenue Per Available Room)



Note: "Guests indicator" refers to number of guests checking in as new arrivals.  
 Source: Encuestas de Alojamiento Turístico (ISTAC)